



## Samsung DeX (SM-X210, SM-X216B, SM-X218B)

Use your mobile device's features in an interface environment similar to a computer.

Swipe downwards on the notification panel and tap  (**DeX**). Alternatively, open **Settings**, tap **Connected devices** → **Samsung DeX** → **Start DeX**.

To change the Samsung DeX mode, touch and hold  (**DeX**) on the quick settings panel, or open **Settings**, tap **Connected devices** → **Samsung DeX**, and then select a mode you want.

- **New:** Use the same home screen layout, widgets, and icons of the tablet.
- **Classic:** Use your tablet's features in an interface environment similar to a computer.



**New** mode





**Classic** mode



- When starting or ending Samsung DeX, running apps may be closed.
- Some apps or features may not be available when using Samsung DeX.

### Closing Samsung DeX

To close the Samsung DeX in the **New** mode, tap  (**DeX**) on the quick settings panel. In the **Classic** mode, select  at the left bottom of the screen and select **Exit DeX**.