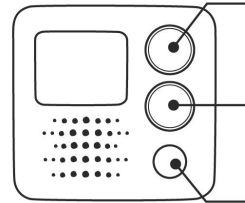




chechirp.com

Front view



Top button

- Rotate the top button to switch between selected options.
- Press the top button to confirm.

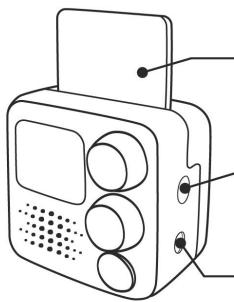
Middle button

- Rotate the middle button to adjust the volume.
- Press the middle button to cancel.

Mic button

- After the speaking prompt, press the mic button and speak when the green light flashes.
- Press it again when you're done to complete the input.

Right side view



Insert a card

- Insert a card, and the list of interactive stories will show up.
- Pull out the card to exit during the story.

Power button

- Press and hold the Power button for 3 seconds to turn the Chechirp Box on or off.
- Press the Power button for 1 second to pause or resume audio.

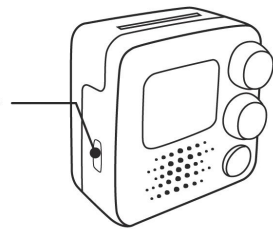
Headphone jack

- When you plug in the headphones, the sound will come from them.

Left side view

Charging port

- Use a Type-C cable to charge the Chechirp Box.



- **User Guide**
- **Safety Information**
- **Product Description**



**IMPORTANT: PLEASE RETAIN
THIS INFORMATION FOR FUTURE
REFERENCE AS IT CONTAINS
IMPORTANT INFORMATION.**

WARNING

1. Not suitable for children under 3 years. Small parts. To be used under the direct supervision of an adult.
2. Before use, make sure that the toy is fully charged and can be opened normally, when the toy is low power, please charge in time.
3. Toy shall not be exposed to sunlight, fire of other high temperature environment, and shall not be used after soaking in water.
4. Built-in battery DC3.7V, do not disassemble the toy by yourself, for any damages, contact the local distributor for repairing or assistance.
5. Power supply or battery charger used with the electric toy shall be regularly examined for damage to the supply cord, plug, enclosure or other parts, and in the event of damage, it shall not be used until the damage has been repaired.
6. This product does not provide charger, only can use DC 5V /1A to charge, the transformer or power supply is not a toy and should not be used by children. Charging must be handled by an adult.
7. Toy should be disconnected from the transformer or power supply before cleaning, clean your toy slightly with dry cloth only, do not clean it during charging.
8. This toy is only to be connected to equipment bearing either of the following symbols:



INSTRUCTION FOR SAFE USE

Check product and power supply regularly for damage and in the event of damage, it must not be used until the damage has been repaired.

To avoid malfunction, damage to your Chechrip Box or risking voiding your product guarantee (found at chechrip.com) please observe the following:

The Chechrip Box must be disconnected from the power supply before cleaning with a damp microfibre cloth.

Please do not use solvents, chlorides or chemical cleaning agents. Chechrip Box is not splash or drip proof.

Do not tamper with screws or dismantle the product in any way. The physical elements of the product are not serviceable in the field. This product contains batteries that are non-replaceable because there is risk of explosion if the battery is replaced by an incorrect battery type.

Protect the power cable from being walked on or pinched. This product must not be put in contact with conductive metal items. Unplug during lightning storms or when unused for long periods of time and ensure the mains plug adapter is readily available to disconnect the equipment.

PRODUCT DESCRIPTION

Comply with toy safety standards and relevant regulations: BS EN 71-1/2/3, BS EN 62115, ASTM F963-23, CPSC, FCC Part 15 Subpart B (Class B)

Model	Chechrip Box
Battery	DC 3.7V, 2600mAh, 9.62Wh
TF Capacity	32 GB
Power Input	DC 5V, 1A
RF Frequency Range	2400-2483.5MHz
Support	2.4 GHz Wi-Fi (802.11b/g/n) and Bluetooth 5.0 (LE)
FCC ID	28M53-CHECHRIPBOX

FCC Statement:

This device complies with part 15 of the FCC Rules. Operation is subject to the following two conditions:

- (1) This device may not cause harmful interference, and
- (2) this device must accept any interference received, including interference that may cause undesired operation.

This equipment has been tested and found to comply with the limits for a Class B digital device, pursuant to part 15 of the FCC Rules. These limits are designed to provide reasonable protection against harmful interference in a residential installation. This equipment generates, uses and can radiate radio frequency energy and, if not installed and used in accordance with the instructions, may cause harmful interference to radio communications. However, there is no guarantee that interference will not occur in a particular installation. If this equipment does cause harmful interference to radio or television reception, which can be determined by turning the equipment off and on, the user is encouraged to try to correct the interference by one or more of the following measures:

- Reorient or relocate the receiving antenna.
- Increase the separation between the equipment and receiver.
- Connect the equipment into an outlet on a circuit different from that to which the receiver is connected.
- Consult the dealer or an experienced radio/TV technician for help.

Caution: Any changes or modifications not expressly approved by the party responsible for compliance could void the user's authority to operate the equipment.

This equipment complies with FCC radiation exposure limits set forth for an uncontrolled environment. This transmitter must not be co-located or operating in conjunction with any other antenna or transmitter.

To satisfy FCC RF exposure requirements, a separation distance of 20cm or more should be maintained between the antenna of this device and persons during device operation. To ensure compliance, operations at closer than this distance is not recommended.

chechrip LLC
8 The Green, Suite B
Dover, DE 19901, USA
Assembled in Guangdong, China
chechrip.com
contact@chechrip.com

