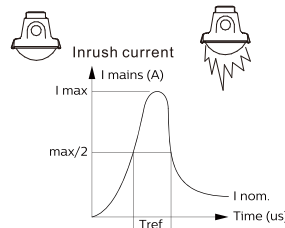


- Do not stare into LED light beam.
- The luminaire shall be installed by a qualified electrician and wired in accordance with the latest IEE electrical regulations or the national requirements.
- The light source contained in this luminaire shall only be replaced by the manufacturer or his service agent or a similar qualified person.
- Above average concentration of sulfur effects the useful lifetime of the product. E.g: Light color changes from white to blue. Typically in chicken & pig farms.
- For use in environments where an accumulation of conductive dust on the luminaire may be expected.
- Do not install the luminaire on the location where it is exposed to heavily grease, esp. mineral oil and distillates (petroleum), heavy naphthenic treated with hydrogen.
- This product is not suitable for cold & humid storage areas, especially where obvious temperature gradients are present, such as ventilation opening, door, etc.
- Do not install the luminaire on locations where it is exposed to direct sunlight. UV radiation will damage the material over time resulting in loss of waterproof sealing and IP65 rating.
- Do not install the luminaire on the location where it is exposed to (animal) grease, oil, esp. cooking or mineral oil and distillates (petroleum), heavy naphthenic treated with hydrogen, or swimming pool applications (with chlorine present), or carwash (due to chemicals and/or salt presence).




	LED20S PSU	LED40S PSU	LED40S PSD	LED60S PSU	LED60S PSD	LED80S PSU	LED80S PSD	LED100S PSU	LED100S PSD	LED120S PSU	LED120S PSD
Driver I peak [A]	14.5	15.8	23.1	18.6	23.1	17.2	25.1	17.2	25.1	19	25
Driver Tref [µs]	182	175	221	153	221	172	214	172	214	280	230
Max. Nr. of connecting products by MCB type											
MCB 16A type B	72	50	22	36	22	31	21	31	21	24	20
MCB 10A type B	45	32	14	23	14	20	13	20	13	15	13
MCB 16A type C	122	85	37	61	37	53	36	53	36	41	34
MCB 10A type C	75	52	23	37	23	32	22	32	22	25	21
Max. Nr. of connecting products by through wire cross-section area											
1.0 mm ²	56	28	28	20	20	15	15	12	12	10	10
1.5 mm ²	86	43	43	30	30	22	22	18	18	15	15
2.5 mm ²	144	72	72	50	50	37	37	30	30	25	25
According to MCB type & through wire cross-section area, choose the minimum number to connect products.											

Additional Through wiring options:		
12NC	Description	EOC
911401816587	WT120Z TW-3x2.5-L600	872016975515499
911401816787	WT120Z TW-3x2.5-L1200	872016975517899
911401816987	WT120Z TW-3x2.5-L1500	872016975519299
911401816687	WT120Z TW-5x2.5-L600	872016975516199
911401816887	WT120Z TW-5x2.5-L1200	872016975518599
911401817087	WT120Z TW-5x2.5-L1500	872016975520899

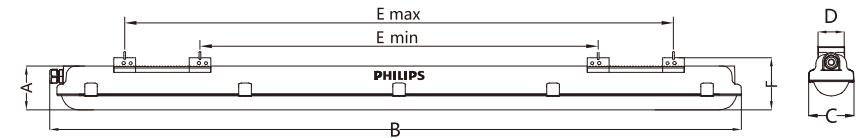
© 07/2024 Signify Holding.
All rights reserved. This document contains information relating to the product portfolio of Signify which information may be subject to change. No representation or warranty as to the accuracy or completeness of the information included herein is given and any liability for any action in reliance thereon is disclaimed. The information presented in this document is not intended as any commercial offer and does not form part of any quotation or contract. Philips and the Philips Shield Emblem are registered trademarks of Koninklijke Philips N.V.. All other trademarks are owned by Signify Holding or their respective owners.

Signify Holding.
The Netherlands

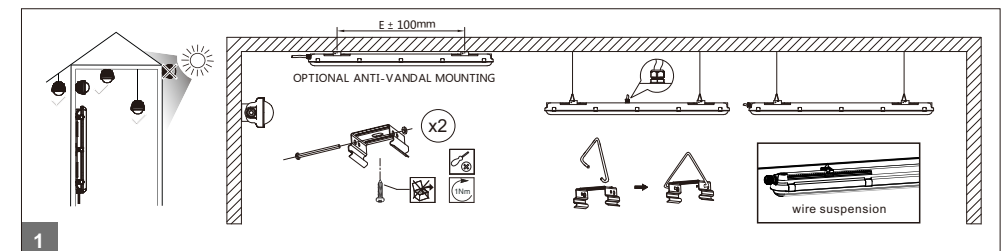


CE	UK CA	05			220V 240V	50Hz 60Hz			Max. 40 °C Min. -20 °C	LIFE up to 100 khrs L70	IP65	IK08	GLOW WIRE 850 °C		
System light output(Lm)		Color temperature(K)		Power(W)		Energy Efficiency Class of Light source									

WT120C G2 LED20S/840 PSU L600	2000	4000	12.8	D	0.8
WT120C G2 LED40S/840 PSU L600	4000	4000	25	C	0.8
WT120C G2 LED60S/840 PSU L1200	6000	4000	37.5	C	1.3
WT120C G2 LED80S/840 PSU L1200	8000	4000	50	C	1.3
WT120C G2 LED100S/840 PSU L1500	10000	4000	62	C	1.73
WT120C G2 LED120S/840 PSU L1500	12000	4000	75	C	1.73
WT120C G2 LED40S/840 PSD L600	4000	4000	25	C	0.83
WT120C G2 LED60S/840 PSD L1200	6000	4000	37.5	C	1.33
WT120C G2 LED80S/840 PSD L1200	8000	4000	50	C	1.33
WT120C G2 LED100S/840 PSD L1500	10000	4000	62	C	1.73
WT120C G2 LED120S/840 PSD L1500	12000	4000	75	C	1.73



Type	Dimension (mm)							Nr. of clips
	A	B	C	D	E min	E max	F	
WT120C G2 L600	76	665	80	38	308	512	85	6
WT120C G2 L1200		1215			538	1062		10
WT120C G2 L1500		1515			838	1362		12



444170173404

