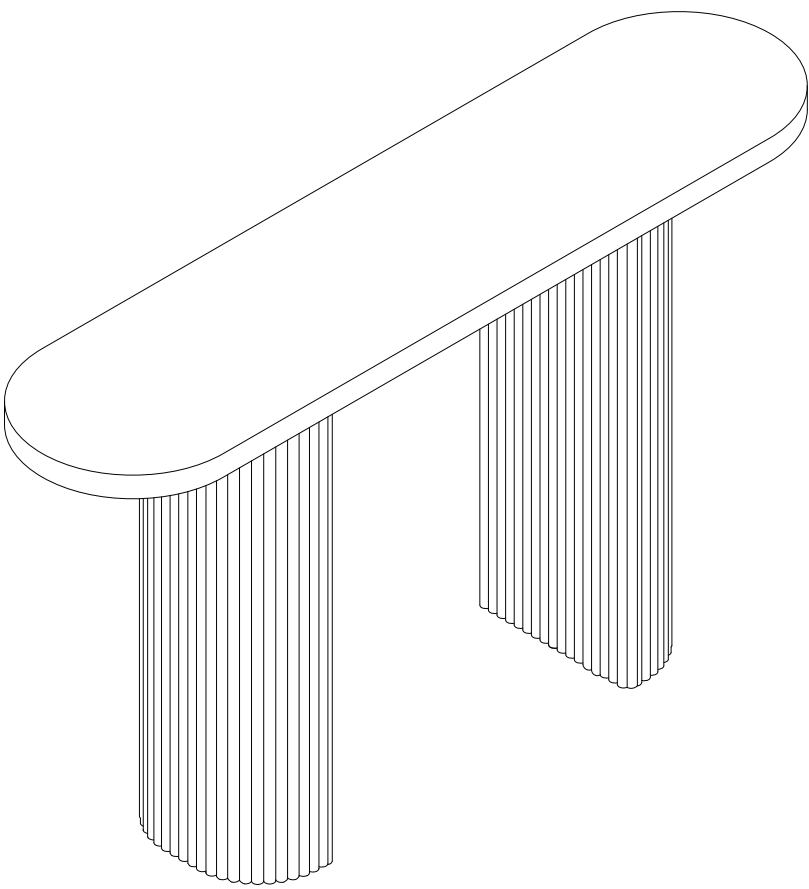


# Oval Drum Coffee Table



# NOTICE

**Please keep these instructions for future reference.**

**Dear Customer**

● Thank you for your purchase. When you receive the product, please make sure that all the parts are intact. If any parts are missing, please contact us promptly to request replacement parts.

● Then follow the entire installation instructions to install.

● Each part is crucial, so please be careful not to lose any. It is recommended to store parts with different lettered identifiers in separate boxes or bags to avoid confusion during installation.

**A** . The outer box is damaged

**B** . The product is damaged / bent / cracked while you open the box

**C** . The parts / accessories / assembly tools are missing

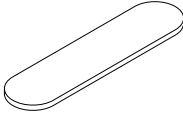
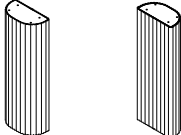

**D** . The instructions are not clear and can not be referred





**E** . The product has functional problems

**F** . Other aspects that you are not satisfied with

**Please feel free to contact us for help, and provide the following information: Platform/Shop name/Order ID/buyer's name/ receiver's address/Problem description.**

## PART LIST

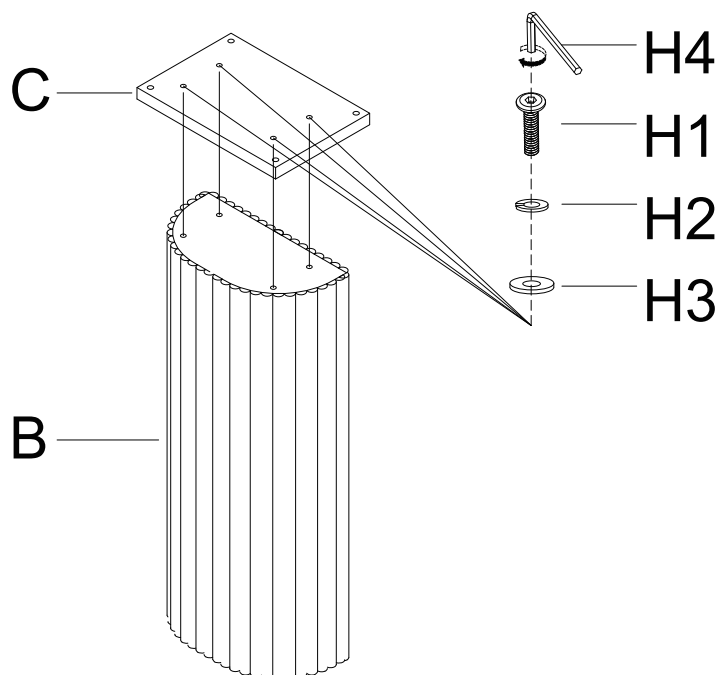
PART	DRAWING	DESCRIPTION	QTY
A		Table board	1
B		Table support legs	2
C		Connect	2

PART	DRAWING	DESCRIPTION	QTY
H1		Screw	16
H2		Gasket	16
H3		Gasket	16
H4		L tool	1

# STEP

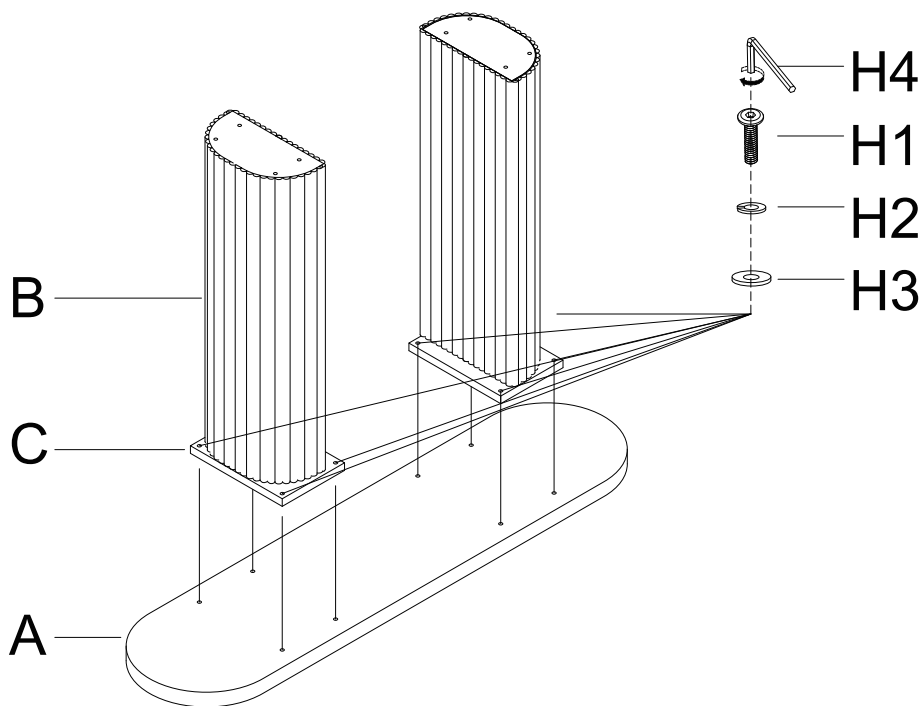
1

Secure part B and part C together with the provided screws, and tighten them fully.



2

Install part B underneath part A, securing it in place with part C.



**Note: Do not lock the screws until the screw is finished!**

# AFTER-SALE SERVICE

If you have any suggestions for our products or find that the products have quality problems, please contact us first, our after-sales team will reply you within 24 hours, and we will do our best to give you solutions until you are satisfied.

## Guaranteed Customer Service

Your shopping experience is very important to us!  
Feel unsatisfied? **Contact us!**  
Have any questions? **Contact us!**

Wanna share how wonderful our smart products make your home?  
Share your pictures with us.  
Any suggestions? **Contact us!**  
We gotcha back!