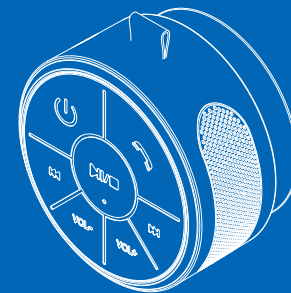




Bluetooth® Shower Speaker

Water-Resistant with Hands-Free Call Answering



USER GUIDE

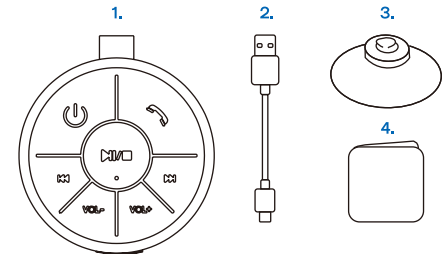
Date Code: 01/21

Thank you for purchasing the atomi Bluetooth® Shower Speaker!

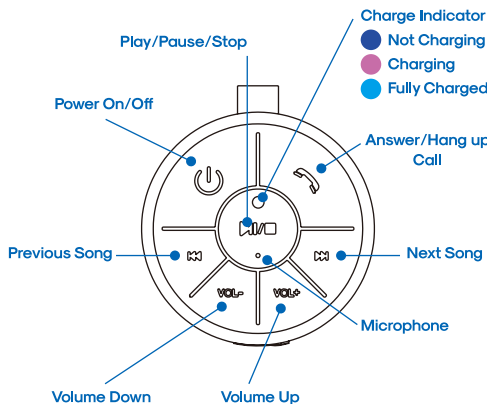
Make your shower a little more lively with the atomi Shower Speaker! Get your groove on or listen to the latest weather and traffic before you start your day. Just hang the water-resistant speaker in your shower and stream music through it via Bluetooth® technology. High quality, great sounding, your shower will be rockin' with the atomi Shower Speaker!

Package Contents

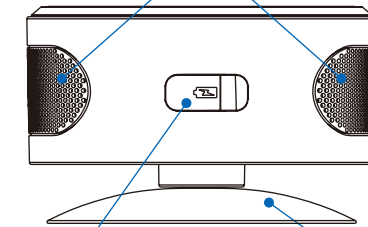
1. 5W Shower speaker
2. Micro-USB cable
3. Suction cup
4. User guide



Controls



Speakers



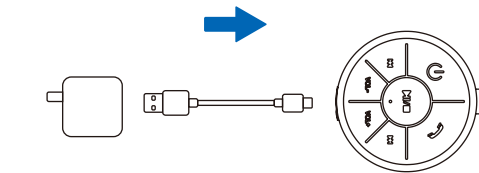
Micro-USB port

Suction cup

Charging the unit

Charge by using the USB to Micro USB cord (included) through computer or AC adapter with USB jack (not included).

Note: Please allow approximately 2 hours for full charge. Battery will last up to 6 hours when connected wirelessly.



IPX4 Water Rating

Splash resistant from any direction. Please, do not submerge in water.

Waterproof Rating - IPX4

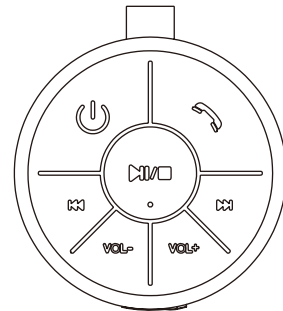
This unit has a water resistance rating of IPX4. This rating is suitable for indoor and outdoor use in the presence of incidental or light exposure to splashing water, rain, or snow. Water splashing against the enclosure from any angle should have no harmful effects. It is not recommended to submerge this speaker in water for any amount of time or allow any water to get into the speaker mesh side as this will decrease the volume. Rotate the speaker to allow the accumulated water to exit the speaker.

IMPORTANT: To ensure your speaker is prepared for use in a wet environment, disconnect and remove any power cables, and tightly close the charging port water cap. If the water cap is not properly closed, water resistance will be compromised and could result in damage to the speaker or personal injury.

❧ atomi™

Bluetooth® Shower Speaker

Water-Resistant with Hands-Free Call Answering



TROUBLESHOOTING

Pairing the atomi shower speaker.

To listen to your music over Bluetooth® wireless connection, you need to pair your device with the atomi shower speaker.

1. Make sure your device has Bluetooth® capability.
2. Press and hold the power button for 5 seconds; You will hear musical sound, letting you know that the speaker is now on.
3. Follow the instructions of your device to pair the unit.
4. Pair your device by selecting Shower Speaker from your Bluetooth® listings on your device or selecting YES.
5. Press play on your device and use controls on the unit to adjust desired volume.

Bluetooth range: 33ft. It can get connectivity interference caused by walls and distance.

NOTE:

- Once you have successfully paired your device, you may not need to repeat the above steps.
- When pairing with a computer, please consult your computer manufacturer for Bluetooth® pairing instructions and/or the latest Bluetooth® Drivers.
- Keep all non-water-resistant devices (phones, mp3 players, etc.) in a dry place where they will not come in contact with water.
- A pairing code is not required.
- The atomi Shower Speaker will automatically power off after 10 minutes of inactivity.
- For best suction result, mount the shower speaker on any clean and dry surface.
- Adding a little of water to the suction helps retain rigidity.

Built in Speakerphone

The atomi Shower Speaker is equipped with a built-in speakerphone, for easy hands-free talking:

1. Make sure the atomi Shower Speaker is successfully paired with your device.
2. To answer or end a call, simply press the call button when you hear a ringtone.

NOTE:

When an incoming call is detected, the atomi Shower Speaker will pause the music and a ringtone will sound. After the call is terminated, the music will resume to play automatically where it left off. When making a call, use your phone to dial and the atomi Shower Speaker will automatically go into hands free mode.

Maintenance

Only use a soft dry cloth to clean the enclosure of the unit. NEVER use liquids or abrasive cleaner to clean.

FCC Warning

This device complies with part 15 of the FCC Rules. Operation is subject to the following two conditions:
(1) this device may not cause harmful interference, and
(2) this device must accept any interference received, including interference that may cause undesired operation. Any changes or modifications not expressly approved by the party responsible for compliance could void the user's authority to operate the equipment.
NOTE: This equipment has been tested and found to comply with the limits for a Class B digital device, pursuant to Part 15 of the FCC Rules. These limits are designed to provide reasonable protection against harmful interference in a residential installation. This equipment generates, uses and can radiate radio frequency energy and, if not installed and used in accordance with the instructions, may cause harmful interference to radio communications. However, there is no guarantee that interference will not occur in a particular installation.

If this equipment does cause harmful interference to radio or television reception, which can be determined by turning the equipment off and on, the user is encouraged to try to correct the interference by one or more of the following measures:

- Reorient or relocate the receiving antenna.
- Increase the separation between the equipment and receiver.
- Connect the equipment into an outlet on a circuit different from that to which the receiver is connected.
- Consult the dealer or an experienced radio/TV technician for help.

FCC RF exposure statement:

The device has been evaluated to meet general RF exposure requirement. The device can be used in portable exposure condition without restriction.

Warning: Changes or modifications to this unit not expressly approved by the party responsible for compliance could void the user's authority to operate the equipment

Important Safe guards:

When using an electrical product, basic precautions should always be followed, including the following:

Read all instructions before using

- WARNING: Do not place speakers too close to ears. May cause damage to ear drums, especially in young children.
- Use this product only for its intended use as described in this manual.
- atomi is not liable for any damage caused to smartphones, iPod®/MP3 player or any device.
- Not for use by children. THIS IS NOT A TOY
- Never operate this product if it has a damaged cord, plug, cable or housing.
- Keep away from heated surfaces.
- Only set on dry surfaces. Do not place on surface wet from water or cleaning solvents.