

Index

Fig.1 • Front View

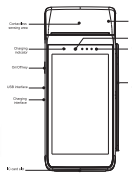

Fig.2 • Rear View

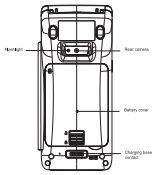

Fig.3 • Rear View (without battery cover)

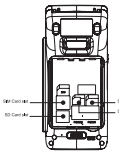

NOTE:
Removing the cover or damage the internal components when the back housing is opened. Approximate damage may void the warranty and cause device malfunction.

Package Contents

Device	x1	Quick start guide	x1
USB to DC cable	x1	Paper Roll	x1
Rechargeable battery	x1	Charging Cradle(optional)	x1

Quick Start Guide

Initialize

1. Push and slide the battery door button

2. Open the battery door

1. Install SIM card, SAM cards and SD card with your preference

2. Install the battery

3. Put the battery close back and lock it

1. Turn on the device and configure network setting. Once finished the setup, log in the BBPOS APP and follow the APP instruction.

1. Start your business with BBPOS APP

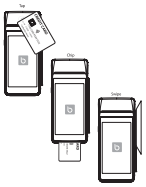

FRONT PAGE

Change Paper Roll

1. Open the Printer cover

2. Replace the paper roll and close the Printer cover
*Make sure the paper roll size is 57 x 40/50mm
*Make sure the paper roll direction is correct

Charging Cradle (Optional)

Fig.5 - Charging Cradle Top View

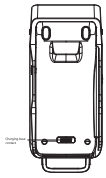

Fig.6 - Charging Cradle Bottom View

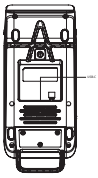

Charge with Cradle

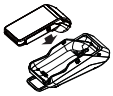

Cautions & Important Notes

- Please fully charge your WisePOS™ E+ before use.
- Please insure magstripe (MSR) chip of the card is facing the right direction when swiping or inserting card.
- Don't drop, disassemble, beat, injure, crush, bend, deform, puncture, microwave, burn, paint, or place foreign objects into the device. Doing any of which will void the Warranty.
- Don't immerse the device into water and place near heat source or any wet location. Don't put any food or liquid on the device. Don't attempt to dry the device with external heat sources, such as microwave or hair dryer. Otherwise, it may lead to fire, explosion or other hazards.
- Recommend using dry cloth to clean the surface only.
- Don't use any sharp tools to poke the internal components or connectors, doing which may lead to malfunction and void the Warranty.
- Don't try to disassemble the device to repair. Please contact your dealer or BBPOS customer service.
- Only suitable use for output DC 5V, 2000mA (max) CE approved AC adapter, other electrical rating of AC adaptor is prohibited.

Troubleshooting

Problems	Recommendations
Device cannot read your card successfully	• Please check if the device has power when swiping or inserting card. • Please check if the application instructs to swipe or insert card. • Please ensure there is no obstacle in the card slots. • Please check if the magstripe or chip of the card is facing the right direction when swiping or inserting card. • Please swipe or insert card with a more constant speed.
Device cannot read your card successfully through NFC	• Please check if your card supports NFC payment. • Please ensure that if your card is placed within 4 cm range on top of the NFC marking. • Please ensure the device is not moved or taken away from your payment for payment to avoid any interference.
Device has no response	• Please check if the rechargeable battery, SIM cards and SAM cards are properly inserted. • Please check if the device is fully charged. • Please restart the device for a while.
Device is Frozen	• Please check if the device has received the APP. • Please hold the power button for 5 seconds to restart.
Standby time is short	• Please close unused connectivity (e.g. Bluetooth, GPS, Audio etc.) • Please avoid to run too many APP in background
Cannot find other Bluetooth devices	• Please check the Bluetooth function is turned on • Please make sure the distance between 2 devices is within 10 meter

FCC Statement

Any changes or modifications not expressly approved by this party responsible for compliance could void the user's authority to operate the equipment.
This device complies with Part 15 of the FCC Rules. Operation is subject to the following two conditions:
(1) This device may not cause harmful interference, and
(2) This device must accept any interference received, including interference that may cause undesired operation.

CE-RED Marking

This device complies with Innovation, Science and Economic Development Canada licence-exempt RSS standard(s). Operation is subject to the following two conditions: (1) this device may not cause interference, and (2) this device must accept any interference, including interference that may cause undesired operation of the device.
Le présent appareil est conforme aux CNR d'ISED applicables, aux appareils radio exempts de licence. L'exploitation est autorisée à deux conditions suivantes: (1) l'appareil ne doit pas produire de brouillage, et
(2) l'utilisateur de l'appareil doit accepter tout brouillage radioélectrique subi, m ême si le brouillage est susceptible d'en compromettre le fonctionnement.

RF Exposure Information (SAR):
This device meets the government's requirements for exposure to radio waves. This device is designed and manufactured not to exceed the emission limits for exposure to radio frequency (RF) energy set by the Federal Communications Commission of the U.S. Government.
The exposure standard for wireless devices employs a unit of measurement known as the Specific Absorption Rate, or SAR. The SAR limit set by the FCC is 1.6 W/kg. *Tests for SAR are conducted using standard operating positions accepted by the FCC with the device transmitting at its highest certified power level in all tested frequency bands. Although the SAR is determined at the highest certified power level, the actual SAR level of the device while operating can be well below the maximum value. This is because the device is designed to operate at multiple power levels so as to use only the power required to reach the network. In general, the closer you are to a wireless base station antenna, the lower the power output.
The highest SAR value for the device as reported to the FCC when worn on the body, as described in this user guide, is 1.499W/kg. Body-worn measurements differ among device, depending upon available enhancements and FCC requirements. While there may be differences between the SAR levels of various devices and at various positions, they all meet the government requirement. The FCC has granted an Equipment Authorization for this device with all reported SAR levels evaluated as in compliance with the FCC RF exposure guidelines. SAR information on this device is on file
FCC ID: 2AJXE-WISEPOSEP
To ensure RF exposure, this device has been tested and meets the FCC RF exposure guidelines for use with an accessory that contains no metal and the position the device a minimum of 5 mm from the body. Use of other accessories may not ensure compliance with FCC RF exposure guidelines. If you do not use a body-worn accessory, position the device a minimum of 15 mm from your body when the device is switched on. Use only accessories that have been tested and approved.
For handheld operating condition, SAR meets with CE Red 2014/53/EU
RF Exposure Information (CE SAR):
This device meets the government's requirements for exposure to radio waves. This device is designed and manufactured not to exceed the emission limits for exposure to radio frequency (RF) energy set by the European Commission for the European Union. The exposure standard for wireless devices employs a unit of measurement known as the Specific Absorption Rate, or SAR. The SAR limit set by the EU is 2.0 W/kg. *Tests for SAR are conducted using standard operating positions accepted by the EU with the device transmitting at its highest certified power level in all tested frequency bands. Although the SAR is determined at the highest certified power level, the actual SAR level of the device while operating can be well below the maximum value. This is because the device is designed to operate at multiple power levels so as to use only the power required to reach the network. In general, the closer you are to a wireless base station antenna, the lower the power output.
The highest SAR value for the device as reported to the EU when worn on the body, as described in this user guide, is 1.499W/kg. Body-worn measurements differ among device, depending upon available enhancements and EU requirements. While there may be differences between the SAR levels of various devices and at various positions, they all meet the government requirement. The EU has granted an Equipment Authorization for this device with all reported SAR levels evaluated as in compliance with the EU RF exposure guidelines. SAR information on this device is on file
CE-RED: 2AJXE-WISEPOSEP
To ensure RF exposure, this device has been tested and meets the EU RF exposure guidelines for use with an accessory that contains no metal and the position the device a minimum of 5 mm from the body. Use of other accessories may not ensure compliance with EU RF exposure guidelines. If you do not use a body-worn accessory, position the device a minimum of 15 mm from your body when the device is switched on. Use only accessories that have been tested and approved.
For handheld operating condition, SAR meets with CE Red 2014/53/EU
RF Exposure Information (IC SAR):
This device meets the government's requirements for exposure to radio waves. This device is designed and manufactured not to exceed the emission limits for exposure to radio frequency (RF) energy set by Industry Canada. The exposure standard for wireless devices employs a unit of measurement known as the Specific Absorption Rate, or SAR. The SAR limit set by IC is 1.6 W/kg. *Tests for SAR are conducted using standard operating positions accepted by IC with the device transmitting at its highest certified power level in all tested frequency bands. Although the SAR is determined at the highest certified power level, the actual SAR level of the device while operating can be well below the maximum value. This is because the device is designed to operate at multiple power levels so as to only the power required to reach the network. In general, the closer you are to a wireless base station antenna, the lower the power output.
The highest SAR value for the device as reported to IC when worn on the body, as described in this user guide, is 1.499W/kg. Body-worn measurements differ among device, depending upon available enhancements and IC requirements. While there may be differences between the SAR levels of various devices and at various positions, they all meet the government requirement. The IC has granted an Equipment Authorization for this device with all reported SAR levels evaluated as in compliance with the IC RF exposure guidelines. SAR information on this device is on file
IC: 20127-WISEPOSEP
To ensure RF exposure, this device has been tested and meets the IC RF exposure guidelines for use with an accessory that contains no metal and the position the device a minimum of 5 mm from the body. Use of other accessories may not ensure compliance with IC RF exposure guidelines. If you do not use a body-worn accessory, position the device a minimum of 15 mm from your body when the device is switched on. Use only accessories that have been tested and approved.
For handheld operating condition, SAR meets with IC Red 2014/53/EU

Caution
Risk of explosion if battery is replaced by an incorrect type.
Dispose of used batteries according to the instructions.

Need Help?
E: support@bbpos.com | T: +852 3136 2565
bbpos
Room 1903A-04, 19/F, Tower 2, Nina Tower, No. 8 Yeung Uk Road, Tsuen Wan, Hong Kong
www.bbpos.com

©2015 BBPOS Limited. ® rights reserved. BBPOS and WisePOS™ are either trademark or registered trademark of BBPOS Limited. All other trademarks of Apple®, Android™ are trademarks of Google Inc. Bluetooth® is a registered trademark owned by Bluetooth SIG, Inc. and any use of such marks by BBPOS Limited is under license. Other trademarks and trade names are those of their respective owners. ® is an subject to change without prior notice.

Version 1.0 2019.01

BACK PAGE