

OWNER'S MANUAL

WOODEN DOG CRATE FURNITURE

I . CATALOG

I	CATALOG	1
II	PRODUCT PRECAUTIONS.....	2
III	DISCLAIMER	2
IV	INSTALLATION PREPARATION.....	3
V	ACCESSORIES LIST	4
VI	INSTALLATION INSTRUCTION.....	6
VII	WARRANTY	9
VIII	WARRANTY DETAIL EXPLANATION	10
IX	RETURN/REPLACEMENT POLICY.....	11
X	MCOMBO CUSTOMER CENTER.....	12

II . PRODUCT PRECAUTIONS



Read and follow the information in the user's manual.



Please keep kids away from small components to ensure safety.



Please ventilate before use.



Please note that the wood is not chew-proof.



Please clean up water stains and pet excrement in time.



Do not place overweight items.




Please handle wood and other accessories properly.

III . DISCLAIMER

We ask that you read this manual completely before assembling and operating your new item. We are not and cannot be held responsible for any damage or injury incurred due to improper or unsafe use of the item. We specifically disclaim responsibility for any bodily injury or property damage that may occur during any use that does not comply with applicable federal, state, or local laws or ordinances. Please keep this manual for future reference.

IV. INSTALLATION PREPARATION

1. Please prepare a carpet or mat to protect your floor. You need to spread out all the accessories.



2. Please prepare a pair of gloves to avoid being scratched by sharp wooden sawdust that may occur during installation.

3. Please open all the boxes to check that the accessories are complete and in good condition (The accessories list in page 4).

4. The box contains some **small components**, please place them properly before installation to keep them **away from kids** and ensure safety.

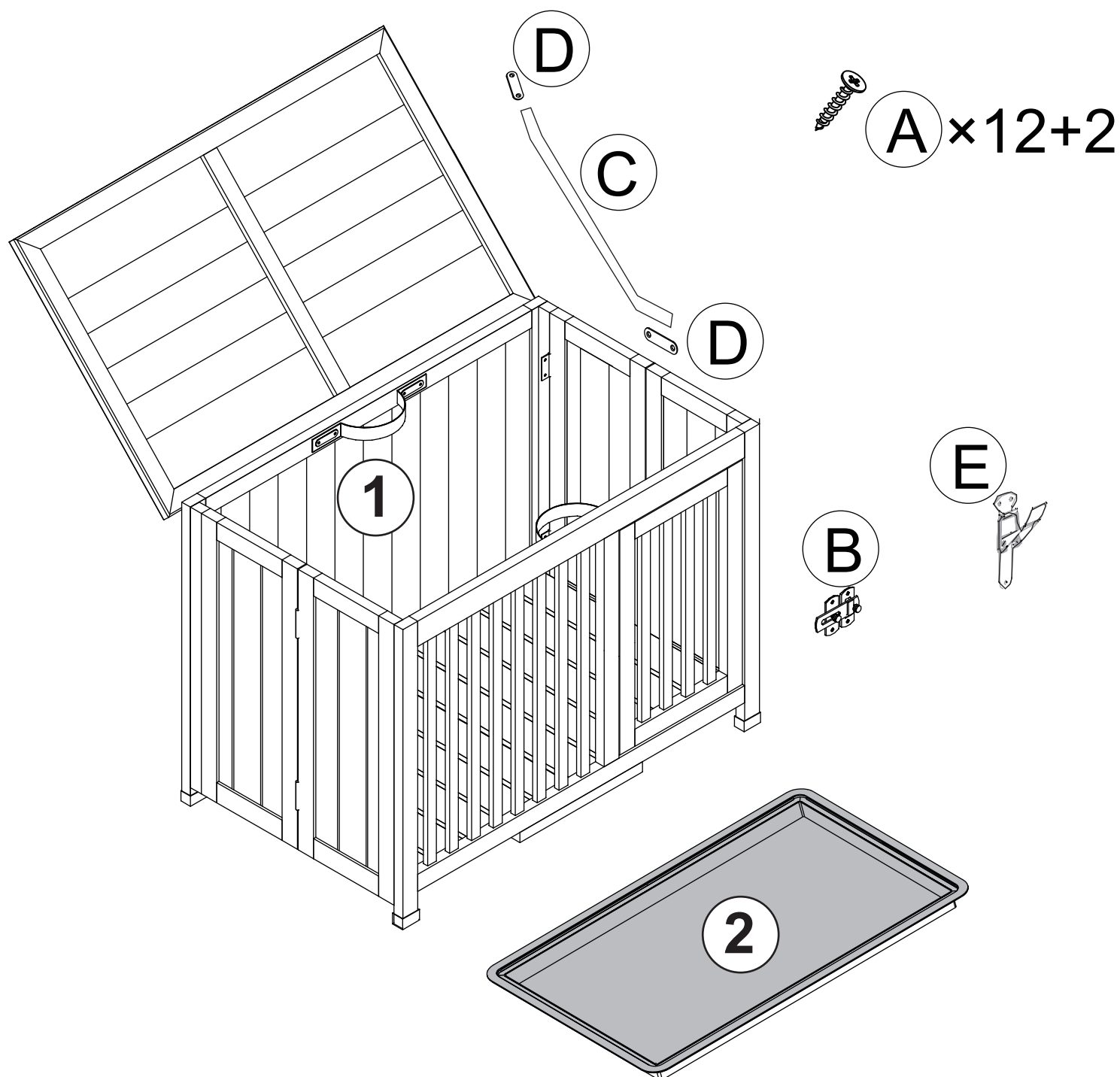
5. If you need to use power tools to install this product, **please set the speed to low speed in advance**. Due to the characteristics of wood products, the use of high speed during installation is probably to damage the wood.

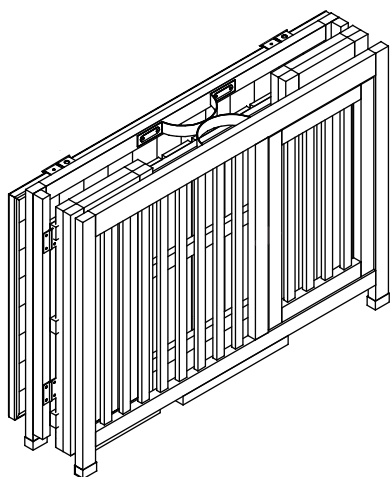
V. ACCESSORIES LIET

1. Please open all boxes to check the quantity and condition of accessories.
2. When installing, please align all the holes and do not tighten all the screws first.

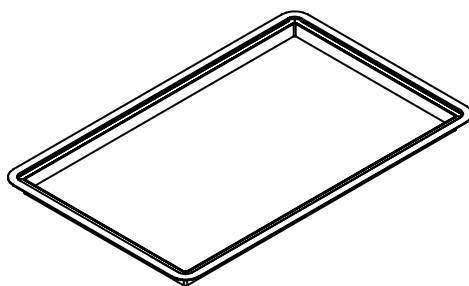
Q: Is there any broken or missing part?

A: If yes, please feel free to contact us (see page 12), we will do our best to assist you to solve the problem as soon as possible.

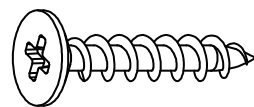




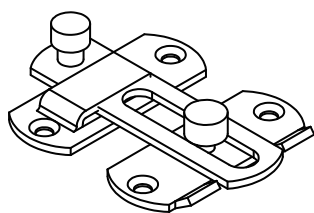
845*610mm
① ×1




740*465mm
② ×1



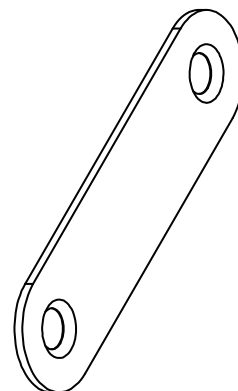
3.0*16mm
A×12+2PCS



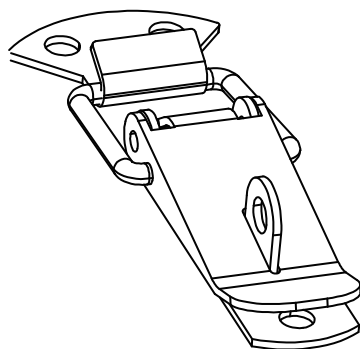
B×1PC



C×1PC



D×2PCS

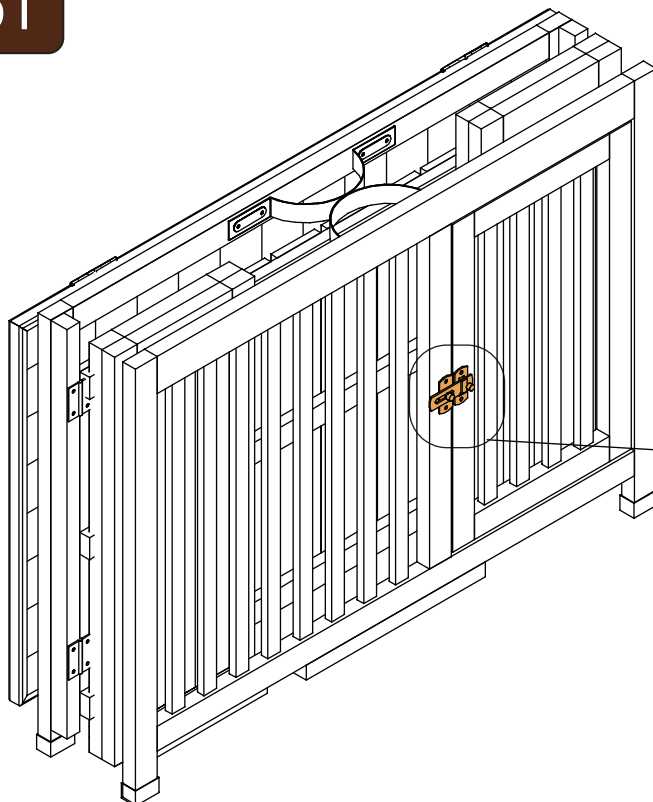


E×1PC

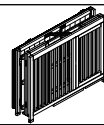
VI. INSTALLATION INSTRUCTION

Step1

1



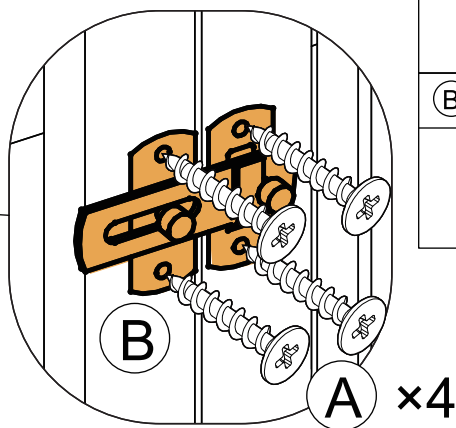
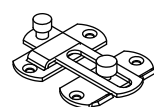
① ×1



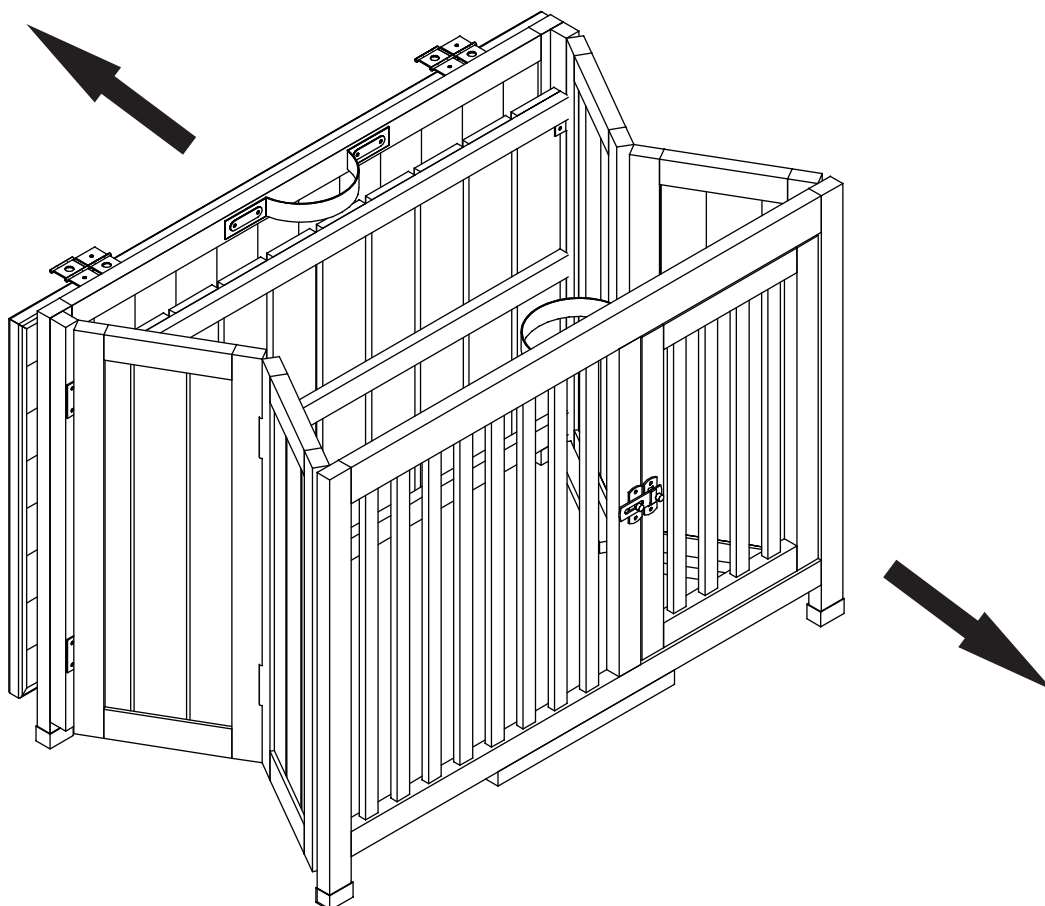
Ⓐ ×4



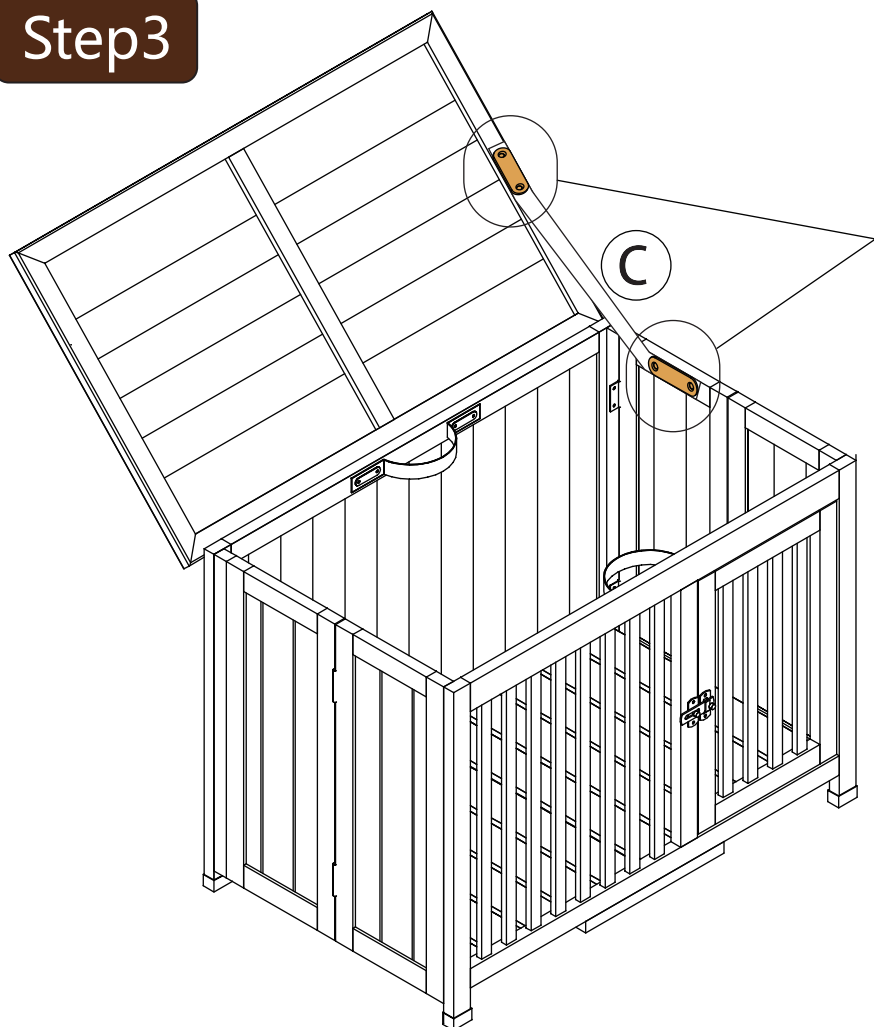
Ⓑ ×1



Step2



Step3



(A) ×4



(C) ×1

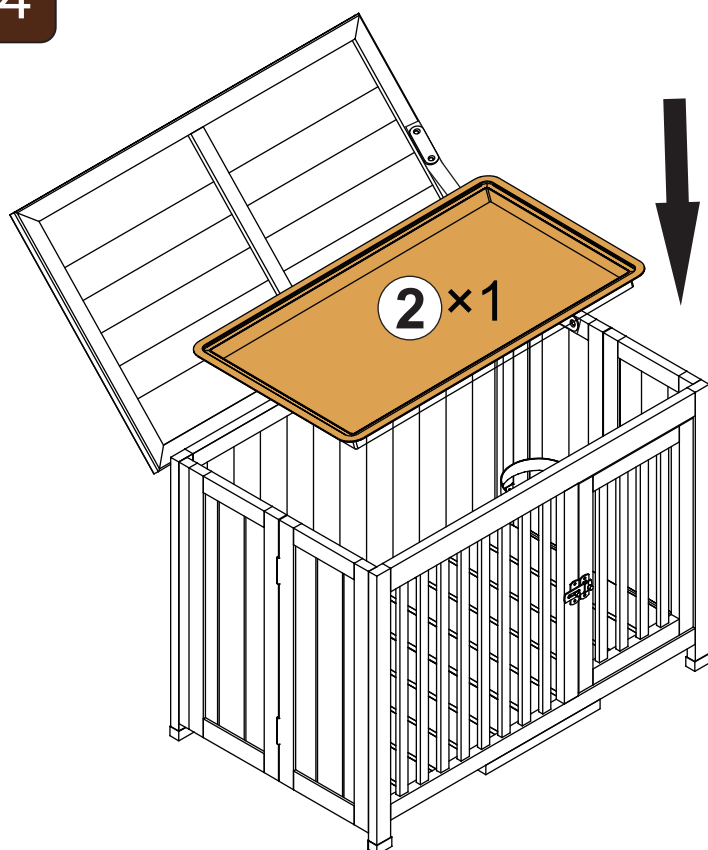


(D) ×2

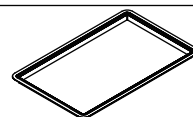


(A) ×2

Step4



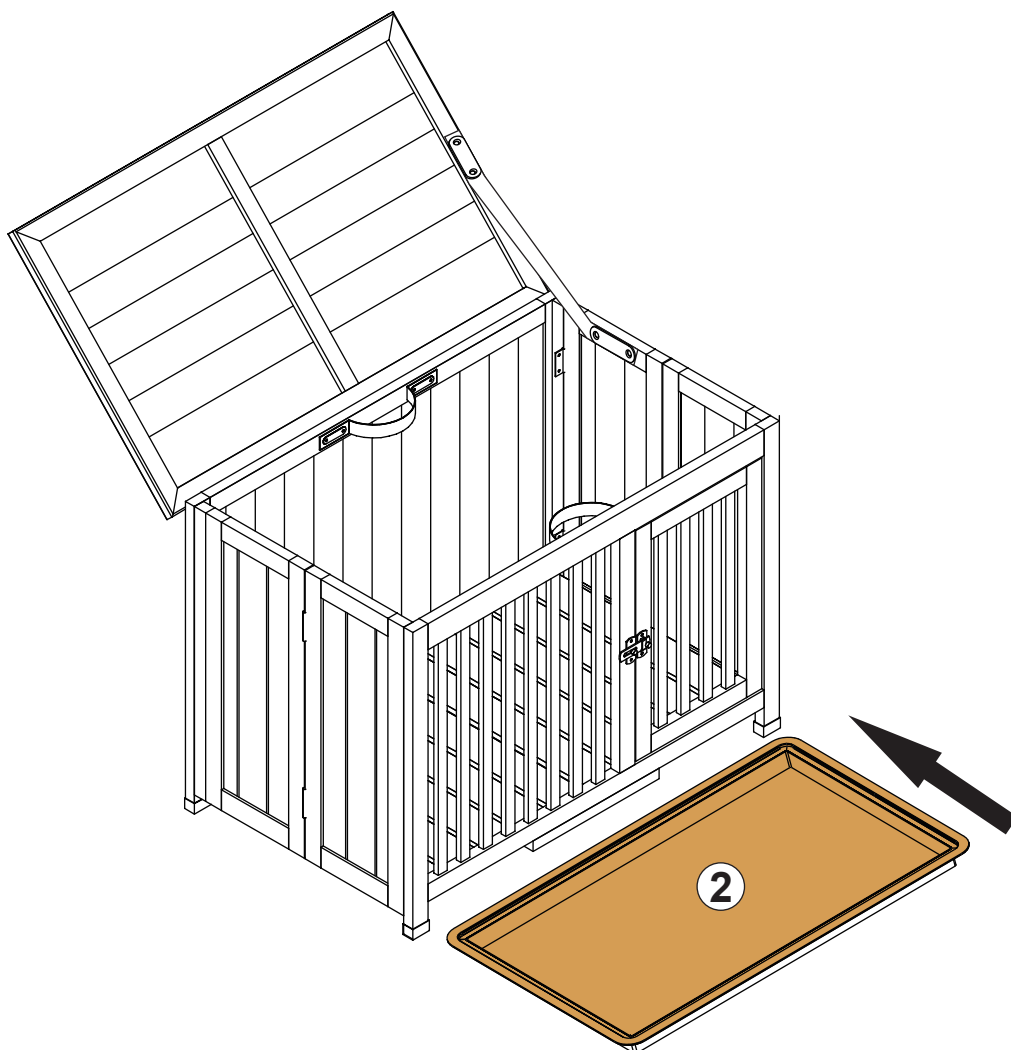
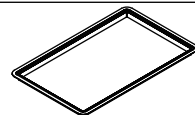
(2) ×1



Please note: The tray can put inside the cage or under put the cage aka, you can choose to do step 4 or step 5.

Step5

② ×1

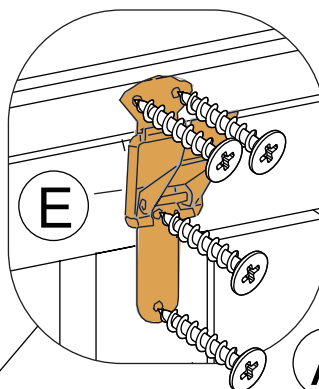



Step6

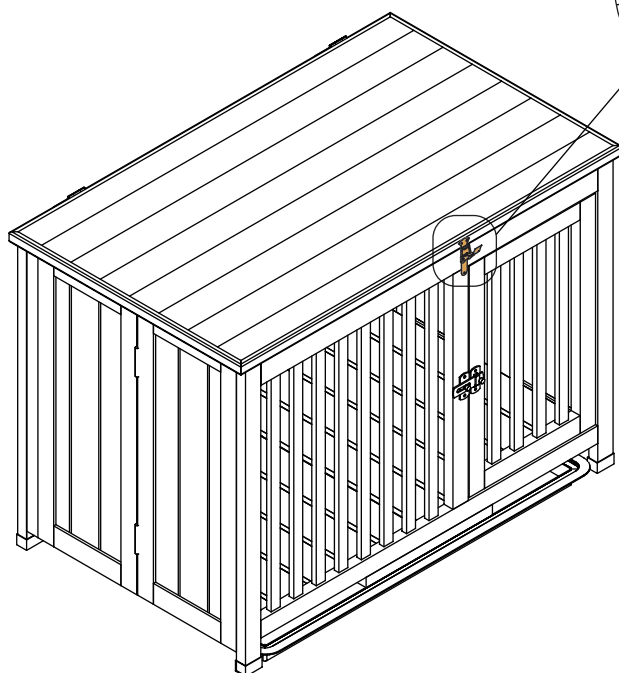
Ⓐ ×4



Ⓔ ×1



Ⓐ ×4



VII . WARRANTY

Wood	1 Year
Hardware	6 months

Limitations Applicable to All Warranties

All warranties begin on the date of delivery.

**All warranties are to the original purchaser
from MCombo / ExacMe ONLY.**

VIII . WARRANTY DETAIL EXPLANATION

- MCombo will replace the defective parts or send a replacement item provided that the warranty parts have not been subjected to misuse, abuse, or improper service by the consumer, for example, damaged part arising in consequence of negligence or improper operation.

- Exclusions also include components with damage caused by:

Contamination

Abuse, misuse, accident or negligence

Commercial use, or use other than normal

Improper operation maintenance, or storage

- MCombo will pay standard shipping rates on all warranted parts for the first year. We can also sell you the replacement part for a discount price when your item is out of warranty policy.

IX . RETURN/REPLACEMENT POLICY

MCombo: All items come with a 30-day return/replace policy during this time, we will cover the shipping cost of return and replacement for a defective and damaged item, and provide pre-paid return label or pick-up service for customer's convenience.

Note: Please disassemble the item before you return it, otherwise there will be a huge cost as oversized and it could even exceed your order amount.

Please do not purchase return labels for a damaged defective item by yourself.

If you have any problem to return the item please contact us immediately we will do our best to help you.

MCombo is not responsible for the returns that the customer bought by mistake or changed their mind and other non-quality issues. But we can help customers arrange pick-up service at a reasonable price.

Note: The customer is responsible for freight costs unless the item is defective items returned due to being refused delivery by the customer or deemed undeliverable by freight carrier are subject to fees for a 20% restocking fee.

X . MCOMBO CUSTOMER CENTER

If for any reason we have fallen short of your expectations or if you have any questions and suggestions please refer to the following to contact us, we will do our best to work with you to make sure you are entirely satisfied.

	1-323-597-1109 (Monday--Friday 8:00 a.m. -- 4:00 p.m. TIME ZONE: PST)
	sales@mcombo.com (Respond within 24 hours)
	Newacme 3980 Premier Ave Memphis,TN,38118

If there is any problem with the product, how to solve it?

In order to efficiently help you solve the problem, please let us know your **order number, the part number of the defective/missing part, the quantity of the issue parts, and send some pictures** when contacting us. They can effectively assist us to solve the problem for you quickly.

Please rest assured, you will receive a reply within 24 hours.

MCombo[®]



Mcombo.com



Amazon.com/mcombo

Newacme LLC, 2808 Vail Ave, Commerce, CA, 90040

sales@mcombo.com

1-323-597-1109 (8:00 a.m. - 4:00 p.m. (Monday - Friday) TIME ZONE: PST)