

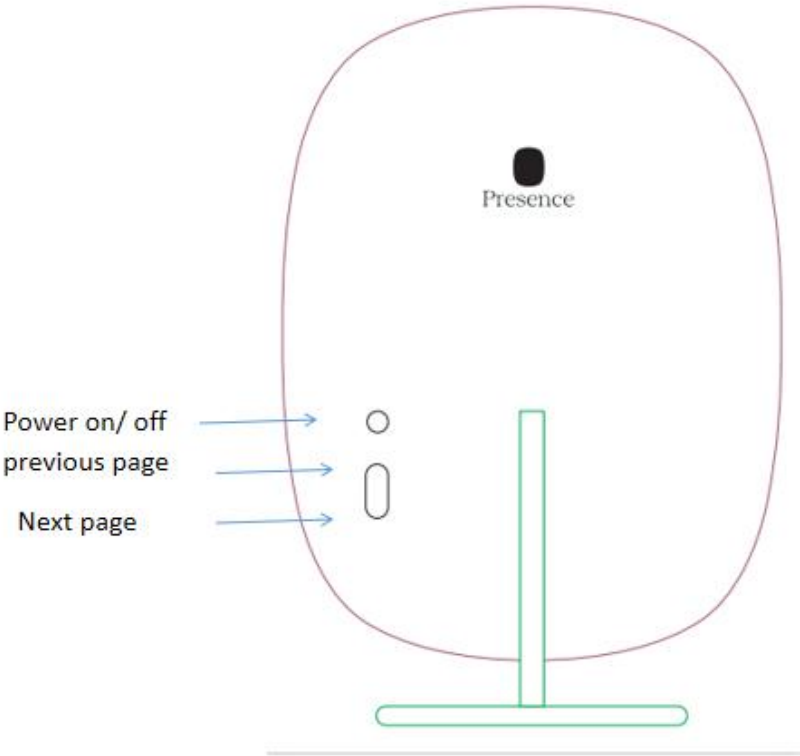
## Presence User manual

Type	Details	Descriptions
Product Form	Form Factor	Digital Photo Frame
	Dimensions	TBD
	Weight	TBD
LCD	Screen Size	10.1 or 8inch
	Screen Resolution	800*1280 IPS (Portrait)
TP	Touch Module	N/A
System Hardware Configuration:		
Type	Details	Descriptions
CPU	Type	Rock chip 3126C
	Speed	1.2GHZ
RAM	Capacity	1GB(Built-in)
ROM	Capacity	8GB (nand flash)
Camera	Front	N/A
	Rear	N/A
Speaker	Built-in	N/A
Network Connections:		
Type	Details	Descriptions
WIFI	802.11b	Module
Light sensor	Light sensor	LTR-553ALS-WA
Ethernet Network	External Dongle	N/A
Interface Configuration:		
Type	Details	Descriptions
Memory Card Slot	External Memory	N/A
SIM Card Slot	Data Storage	N/A
USB Interface	Support Data Transfer	USB-C type(for data transfer and power supply)
Headphone Jack	Music Output	N/A
HDMI Interface	Video Output	N/A
Keyboard	Input Device	N/A
Main Accessories:		
Type	Details	Descriptions
Power adapter	Standard Configuration	5V 2A DC in
USB Cable	Standard Configuration	1.2 meters long, white and black rhombus


Software Configuration:		
Type	Details	Descriptions
Operating System	Android	Linux

Specification

Connect the power adaptor to the device, the device will auto on.




### How To Set Up Your Account




• STEP 1 •

**Plug in** your Presence with the provided power adaptor



• STEP 2 •


**Scan** the QR Code



• STEP 3 •

**Create your account** and download the Presence app

[help@discoverpresence.co](mailto:help@discoverpresence.co)



Setup Guide

### **FCC Caution.**

This device complies with part 15 of the FCC Rules. Operation is subject to the following two conditions: (1) This device may not cause harmful interference, and (2) this device must accept any interference received, including interference that may cause undesired operation.

Any Changes or modifications not expressly approved by the party responsible for compliance could void the user's authority to operate the equipment.

**Note:** This equipment has been tested and found to comply with the limits for a Class B digital device, pursuant to part 15 of the FCC Rules. These limits are designed to provide reasonable protection against harmful interference in a residential installation. This equipment generates uses and can radiate radio frequency energy and, if not installed and used in accordance with the instructions, may cause harmful interference to radio communications. However, there is no guarantee that interference will not occur in a particular installation. If this equipment does cause harmful interference to radio or television reception, which can be determined by turning the equipment off and on, the user is encouraged to try to correct the interference by one or more of the following measures:

- Reorient or relocate the receiving antenna.
- Increase the separation between the equipment and receiver.
- Connect the equipment into an outlet on a circuit different from that to which the receiver is connected.
- Consult the dealer or an experienced radio/TV technician for help.

### **RF warning for Mobile device:**

This equipment complies with FCC radiation exposure limits set forth for an uncontrolled environment. This equipment should be installed and operated with minimum distance 20cm between the radiator & your body.