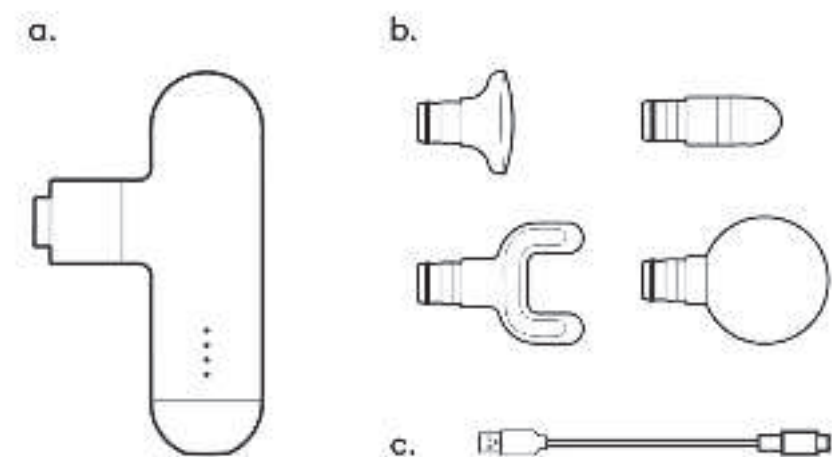


POWERBOOST MOVE  
PORTABLE PERCUSSION  
MASSAGER

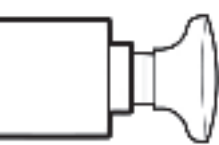
Please read all instructions and warnings prior to use. Keep this as it contains important information for future reference.

WHAT YOU GET

- a. PowerBoost Move Portable Percussion Massager
- b. Interchangeable massage attachments
- c. USB charging cable



• Accessory type and quantity may vary depending on the model. •

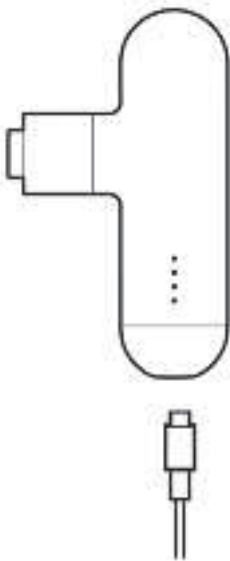


THE FUTURE OF  
RECOVERY

01

Plug the USB type C side of the charging cable into the massager then plug the other end into a USB charging source.

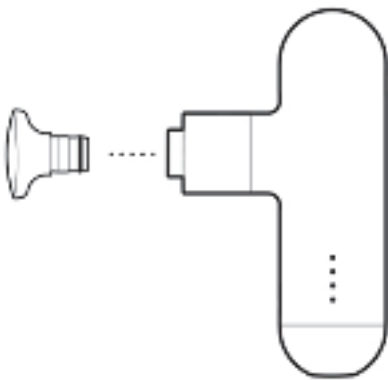
The LED Indicators will flash white to indicate charging or solid white when fully charged. Fully charge before use. Do not use the massager while it is charging.



02

Select and insert the desired massager attachment.

See reverse side for interchangeable attachment guide.



03

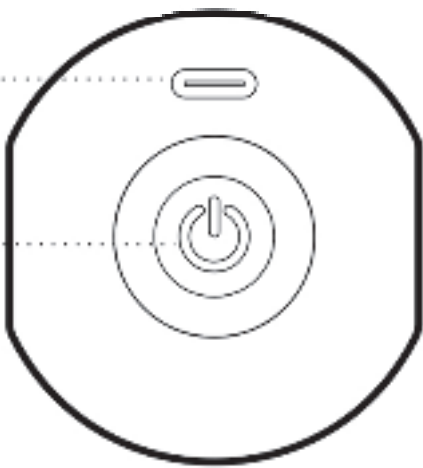
Press and hold the power button for 3 seconds to turn the massager on. Press the button again to toggle through 4 intensity levels. Press and hold the power button for 3 seconds to turn massager off.

Quickly press the power button twice to engage Dynamic Response Mode. In this mode, all 4 LEDs will blink simultaneously and massage intensity will increase as you apply pressure to your muscle. Pressing the power button again will disengage Dynamic Response Mode.

Twist and pull to remove attachments.

Charging Port

Power/Intensity  
Button



04

Use for 60 seconds per region. Do not use on neck, head or any hard or bony areas of the body.

Enjoy your massage  
for up to 10 minutes.



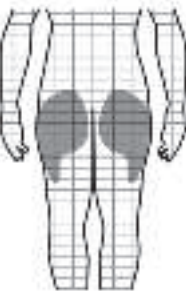
CHOOSE YOUR ATTACHMENT



BALL

Impact large areas for overall comfort.

GOOD FOR  
Glutes,  
Quads, Arms



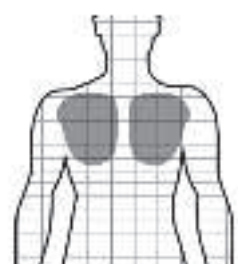
MUSCLE IMPACT  
Low



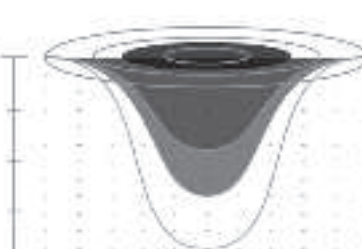
FLAT

The hammer-like impact hits deeper into muscles.

GOOD FOR  
Pecs, Quads,  
Glutes, Calves



MUSCLE IMPACT  
Medium





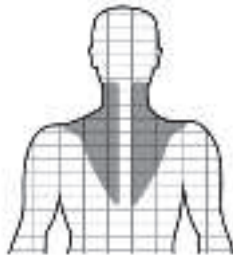


FORK

Gently rock from side to side to work out knots and tense spots.

GOOD FOR

Traps, Quads, Calves, Feet



MUSCLE IMPACT

High

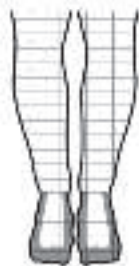


CONE

This pinpoint head is designed for unsurpassed muscular penetration.

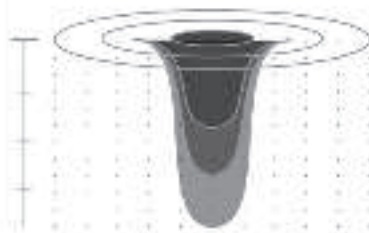
GOOD FOR

Feet, Scapula, Forearms



MUSCLE IMPACT

High



SAFETY WARNINGS: PLEASE READ BEFORE USE

- Not a children's item. Keep out of the reach of children.
- Always wear a shirt/clothing when using. Do not use on bare skin to avoid possible irritation.
- As with any massage, bruising may occur. Test your comfort level and check targeted areas often. Stop massage immediately if you feel any increase in physical discomfort or pain.
- Do not block the power button when in use.
- Do not use while charging.
- Do not touch the attachment area while in use.
- Do not use attachments of any kind other than those that may be included.
- Always allow item to cool if it becomes too hot.
- Do not expose to extreme temperatures or moisture.
- Keep away from sources of water and heated surfaces.
- Never touch the power plug with wet hands.
- Do not carry this item by its cord.
- Thoroughly inspect products before every use. If the product appears worn, frayed/splintered, cracked, or broken in any manner, discontinue use and discard immediately.
- This product is not intended to treat, cure, or prevent medical conditions.
- Do not use this item if you are pregnant or have an injury or illness. Consult your physician if you have a medical condition that may prevent safe use of this item.

RECHARGEABLE BATTERY WARNING

- This product contains batteries that are non-replaceable.
- There is a risk of fire and personal injury if battery is punctured, damaged, or misused.
- Do not dismantle, crush, incinerate or short-circuit battery.
- Never expose battery to extreme temperatures or moisture.
- Keep away from flammable materials and direct sunlight.
- Only charge using the provided charger, cable, and/or adapters.
- Rechargeable battery is only to be charged by an adult.
- Adult supervision is required while charging the battery.
- Allow battery to cool to room temperature before charging.
- Charge on a non-flammable surface and keep away from flammable products.
- Discontinue charging if battery becomes hot, swells, smokes, or gives off a strong odor.
- Battery chargers used with the product are to be regularly examined for damage to the cord, plug, enclosure, and other parts. In the event of such damage, chargers must not be used until the damage has been repaired.
- Recycle or dispose of battery according to federal, state, and local laws.

IMPORTANT: MAINTAINING BATTERY HEALTH

- Your massager is designed with a lithium-ion battery pack for cordless convenience, increased massage duration per charge, and frequent use and recharging.
- To maintain charge capacity and prevent battery damage, all lithium-ion batteries must be regularly used and recharged.
- For optimal battery health, keep the battery at approximately 50% state of charge when not in use.
- All batteries naturally lose charge when not in use. If you will not be using the massager for an extended period, check the massager at least every 30 days to ensure the battery is at approximately 50% state of charge. Recharge as needed to maintain a 50% state of charge but do not overcharge.
- IMPORTANT: Do NOT store the battery for an extended period with above 60% or below 40% state of charge. An incorrect state of charge during storage could irreparably damage the battery and may result in reduced charge capacity, inability to maintain charge, failure to recharge, or complete inoperability of the massager.
- For the health of the battery, always store the massager in a cool, dry place. The storage location should have a consistent temperature between 40°F and 70°F (5°C and 20°C) as well as a relative humidity at 70% or lower.

FCC STATEMENT

This device complies with part 15 of the FCC Rules. Operation is subject to the following two conditions:  
1. This device may not cause harmful interference, and 2. this device must accept any interference received, including interference that may cause undesired operation.

NOTE: This equipment has been tested and found to comply with the limits for a Class B digital device, pursuant to part 15 of the FCC Rules. These limits are designed to provide reasonable protection against harmful interference in a residential installation. This equipment generates, uses and can radiate radio frequency energy and, if not installed and used in accordance with the instructions, may cause harmful interference to radio communications. However, there is no guarantee that interference will not occur in a particular installation. If this equipment does cause harmful interference to radio or television reception, which can be determined by turning the equipment off and on, the user is encouraged to try to correct the interference by one or more of the following measures:

- Reorient or relocate the receiving antenna.
- Increase the separation between the equipment and receiver.
- Connect the equipment into an outlet on a circuit different from that to which the receiver is connected.
- Consult the dealer or an experienced radio/TV technician for help.

WARNING: Changes or modifications to this unit not expressly approved by the party responsible for compliance could void the user's authority to operate the equipment.



To reduce the risk of electric shock, always unplug this appliance from the electrical outlet immediately after using and before cleaning.

SHARPER IMAGE ® NAME AND LOGOS (INCLUDING THE 77 LOGO) ARE TRADEMARKS OR REGISTERED TRADEMARKS DISTRIBUTED BY AND © 2020 MERCHSOURCE, LLC. ALL RIGHTS RESERVED.

The images shown in this manual are for illustrative purposes only and may be subject to change.