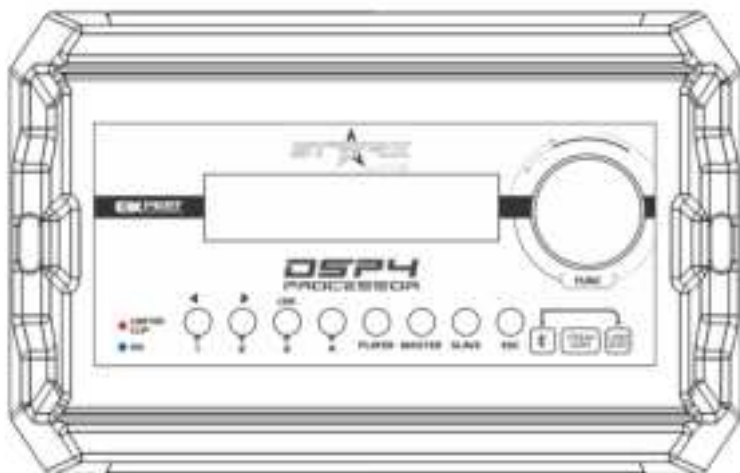


USER MANUAL



DSP.4

EXPERT
ELECTRONICS

TABLE OF CONTENTS

| | |
|------------------------------------|----|
| /// INTRODUCTION | 3 |
| /// DESCRIPTION | 4 |
| /// FUNCTIONAL DIAGRAM | 5 |
| /// DESCRIPTION OF ELEMENTS | 6 |
| /// BLUETOOTH INTERFACE | 7 |
| /// TECHNICAL SPECIFICATIONS | 10 |

 /Expert-Electronics  
acesse www.expertelectronics.com.br

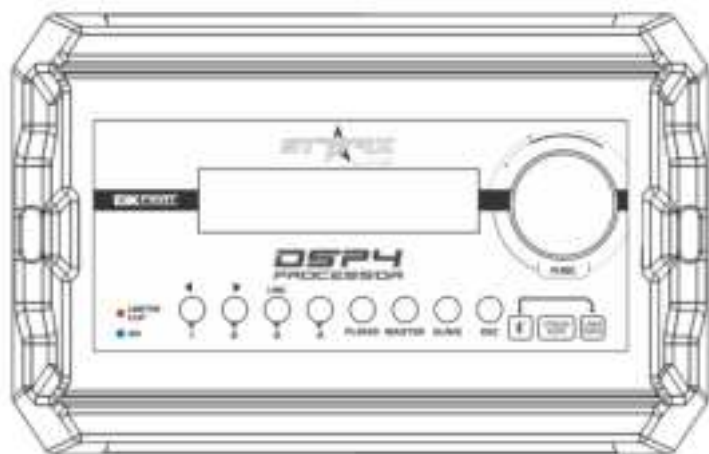
EXPERT
ELECTRONICS

INTRODUCTION

Congratulations! You have just purchased a product with the Expert Electronics quality. Developed by qualified engineers and in a high-tech laboratory.

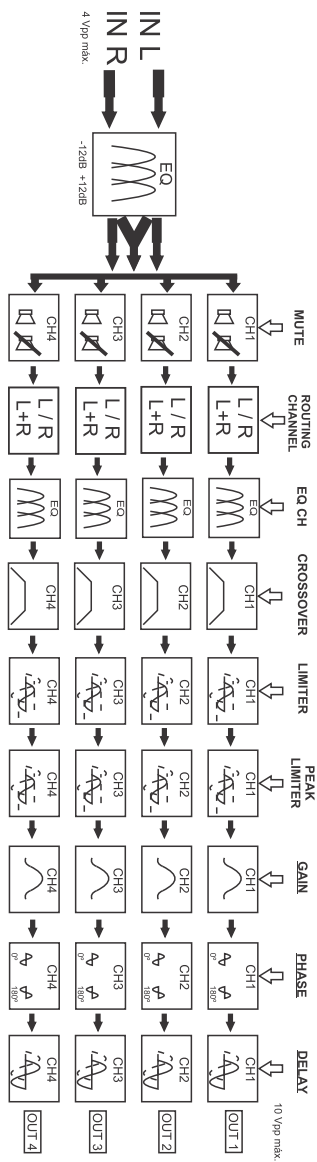
To ensure optimal operation, please read this manual carefully before using the product. Keep the manual in a safe and accessible place for future reference.

// DESCRIPTION



- // 2 digital inputs
- // 4 independent outputs
- // Input sensibility adjustment
- // Bluetooth audio with wireless LINK
- // Channel routing
- // 11-band input equalizer
- // Parametrical equalizer with 1 independent band per channel
- // Crossover with Butterworth, Linkwitz-Riley, and Expert type filters, with attenuations ranging from 6 to 48dB/8°
- // Independent delay per channel
- // Limiter with configurable Threshold, Attack and Release
- // Peak limiter with Threshold adjustment
- // Polarity inversion
- // Input gain
- // Independent mute per channel
- // Frequency and scan generator
- // User password
- // 3 100% configurable memories
- // Independent gain per channel
- // Remote 300mA output
- // Power supply tolerance from 9 to 15Vdc
- // Bluetooth communication interface
- // Language

FUNCTIONAL DIAGRAM



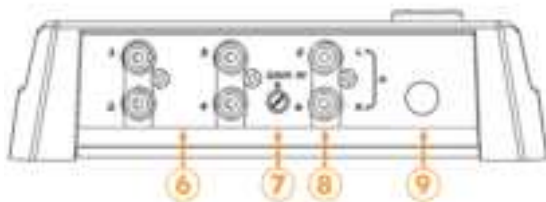
// DESCRIPTION OF ELEMENTS

HOW TO PERFORM THE WIRELESS LINK?



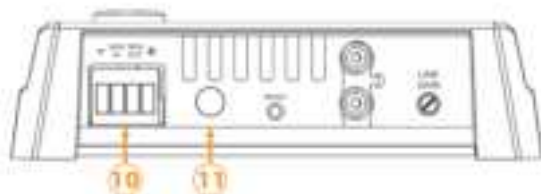
It is necessary to leave a DSP4 as Master and the other as Slave to establish a Bluetooth link. After that, press the LINK key on both devices to associate one with the other. That's it! Shortly, the Slave unit receives the signal via Bluetooth from the Master, and the Master can receive the signal via RCA or Bluetooth.

- (1) LCD display for setup and monitoring
- (2) Rotary encoder responsible for selecting and changing parameters
- (3) Use these keys to select the channel to configured. If kept pressed, it mutes the selected channel
- (4) **Player Mode** – Bluetooth audio mode. Just connect the smartphone via Bluetooth
 - Master Mode** – It sends the signal via Bluetooth to another DSP4
 - Slave Mode** – It receives the signal via Bluetooth from another DSP4
- (5) Use ESC to return to parameter or previous menu



- (6) Processor output channels, connect to amplifiers
- (7) Input sensitivity adjustment (MIN 6Vrms/MAX 1Vrms)
- (8) Signal inputs shall be connected to the player or table output
- (9) Bluetooth audio antenna

DESCRIPTION OF ELEMENTS



(10) The power supply connector shall be powered with 12Vdc. The REM needs to be connected to player's remote, and REM OUT is sent to amplifiers

(11) Configuration Bluetooth antenna

BLUETOOTH INTERFACE

It is possible to set the Expert Electronics processors via Smartphone or Tablet using a didactic and intuitive interface. It makes the system alignment easier, which can be done in front of the system and in real time.

The "Expert DSP STARX" app can be downloaded free from Google Play Store or Apple Store.



// BLUETOOTH INTERFACE



FUNCTIONS

- | | | |
|--------------------|---------------------|-------------------------------|
| // Bluetooth audio | // RMS limiter | // Polarity inversion |
| // Bluetooth link | // Peak limiter | // 100% configurable memories |
| // Channel routing | // Delay | // Protection password |
| // Overall gain | // Input equalizer | // Signal generator |
| // Output gain | // Output equalizer | |

// BLUETOOTH INTERFACE

PAIRING



APP CONTROL | iOS AND ANDROID



(1) Download the app at Google Play Store or Apple Store.

☒ (2) Enable Smartphone Bluetooth.

☒ (3) Enable Smartphone location.

(1) Open the Expert DSP STARX app and it will display the processor model to be connected.

(2) Select the processor and enter the factory password 0000. To set a new password just enter a password other than 0000.

ATTENTION

// If you want to reset your password, you need to reset the processor to factory settings.

TECHNICAL SPECIFICATIONS

INPUTS

| | |
|---|-----------|
| Type | Balanced |
| Connection | RCA |
| Max. input level | 6 a 1Vrms |
| Input impedance Impedancia de entrada | 100K |

OUTPUTS

| | |
|-------------------|------------|
| Type | Unbalanced |
| Connection | RCA |
| Max. output level | 3.5Vrms |
| Output impedance | 470R |

TECHNICAL DATA

| | |
|-----------------------|-------------------|
| Resolution | 24 Bits |
| Sampling frequency | 48KHz |
| Processing latency | 1,08ms |
| Frequency response | 10Hz-22KHz (-1dB) |
| THD+N max | 0,01% |
| Signal-to-noise ratio | 100dB |

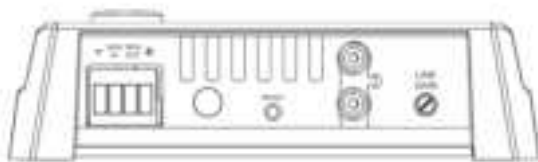
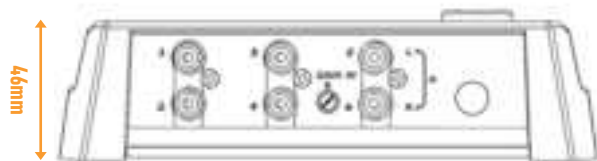
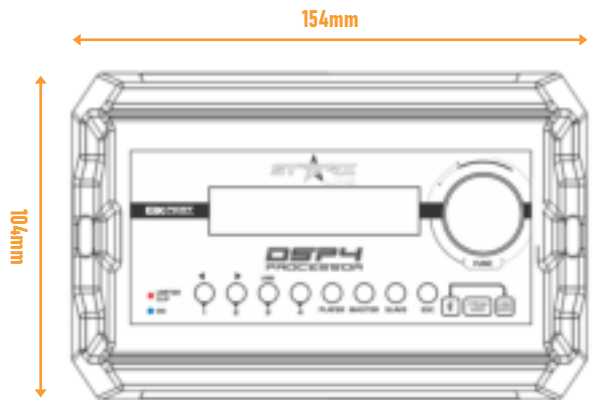
POWER

| | |
|-------------|------------|
| Voltage | 10-15Vdc |
| Consumption | 300mA (5w) |
| Fuse | 1A |

* These typical figures may vary slightly.

/// TECHNICAL SPECIFICATIONS

DIMENSIONS (H x W x D)



Weight

// WARRANTY TERM

This warranty is valid for 12 months from the date of purchase. It solely covers the replacement and/or the repair of parts that have demonstrably featured workmanship or material defects.

The following items are excluded from the warranty:

- (1) Devices subjected to repairs by persons whom the manufacturer has not authorized;
- (2) Products featuring damages caused by accidents - (fall) - or acts of nature, such as floods and lightning bolts;
- (3) Defects arising from adaptation and/or accessories.

The present warranty does not cover shipping expenses. To benefit from this warranty, sent a e-mail or message to Expert Electronics.

E-mail: suporte@expertelectronics.com.br

Whatsapp: +55 19 99838 2338

Expert Electronics reserves this right to change the product characteristics without prior notice.

NOTE: PERMANENT SERVICE

After the warranty expires, Expert electronics provides full technical service directly or via its network of Authorized Services, thus charging the corresponding component repair and replacement services. ★