

OpenManage Enterprise Power Manager 3.5 Release Notes

This document describes the new features, changed features, resolved issues, known issues, and limitations in OpenManage Enterprise Power Manager.

Release Type: Major (MA)

Topics:

- [Revision history](#)
- [Product description](#)
- [New features](#)
- [Resolved issues](#)
- [Known issues](#)
- [Limitations](#)
- [Environmental and system requirements](#)
- [Installation and upgrade considerations](#)
- [Where to get help](#)

Revision history

Table 1. Document revision history

Revision	Date	Description
A00	April 2025	Initial release version 3.5

Product description

OpenManage Enterprise Power Manager is a plug-in to OpenManage Enterprise. It uses fine-grained instrumentation to provide increased visibility to power consumption, carbon emissions, system anomalies, and resource utilization on servers.

With Power Manager, you can efficiently:

- Monitor devices, static groups, physical groups, system profile, workload profile, virtual machines, and virtual machine groups.
- Receive alerts and generate reports about thermal events in servers, chassis, and custom groups consisting of servers and chassis. This reporting enables increased control, faster response times, greater accuracy, and broader decision-making intelligence than is otherwise possible.
- Monitor device metrics using parallel coordinate visualization.

For more information about the user documentation, see the OpenManage Enterprise Power Manager product support page on [Dell support site](#).

New features

The following table describes the features and enhancements that are introduced with OpenManage Enterprise Power Manager 3.5.

Table 2. New features in OpenManage Enterprise Power Manager 3.5

Functional area	Feature description	Summary of benefits
Devices	Coolant Distribution Units (CDUs)	Added support for CDUs.
PowerEdge servers	17th generation PowerEdge servers	Added support for 17th generation PowerEdge servers.

For more information about the user documentation, see the OpenManage Enterprise Power Manager product support page on the [Dell support site](#).

Resolved issues

The following high severity issues are resolved in this release:

Table 3. Issues resolved in OpenManage Enterprise Power Manager 3.5

Issue ID	Description
N/A	When you add a device in a Rack physical group, the minimum size you can allocate for a device is 1U. In a PowerEdge C-Series platform, you can accommodate two servers in 1U space. Hence, the space capacity calculations are not accurate when C-Series platform servers are added to a Rack physical group.

Known issues

The following high severity issues remain unresolved in this release:

Table 4. Known issues in OpenManage Enterprise Power Manager 3.5

Issue ID	Description	Workaround
Not available	When you are trying to apply EPR on a device, the EPR operation may fail, and there is an entry in the Audit Logs .	Ensure that all the following conditions are met: <ul style="list-style-type: none">• There is at least one device in the group that is eligible for applying EPR.• Throttle option is applicable for the following devices:<ul style="list-style-type: none">○ Server with iDRAC Enterprise license○ PowerEdge M1000e or PowerEdge MX7000 chassis• Shutdown option is applicable only for servers.
Not available	After you reboot the OpenManage Enterprise appliance, if you try to perform any plug-in life cycle-related actions for Power Manager, the job is initiated in the backend but you still see the Console and Plugins page. And, the following message is displayed after some time: <code>This page isn't working</code>	Wait for some time, and view the status. The plug-in life cycle-related action is completed successfully.
Not available	For an MX7000 chassis, the power cap limit is displayed as same as the upper bound value. When you manually change the power cap percentage, the value is not updated and even if you change the value, the percentage is not updated.	Provide the power cap limit, and save the policy. The policy imposes the specified power cap limit on the selected devices or groups.

Table 4. Known issues in OpenManage Enterprise Power Manager 3.5 (continued)

Issue ID	Description	Workaround
Not available	Events are not generated for the following combination of temperature threshold violations: <ul style="list-style-type: none"> • Lower Warning to Upper Warning • Lower Critical to Upper Critical • Upper Warning to Lower Warning • Upper Critical to Lower Critical 	Provide realistic warning and critical values so that there are no immediate alert generating temperature changes.
Not available	When you try to remove a device that is part of multiple groups using the REST API, then an error message is displayed.	To remove a device that is part of multiple groups, remove the device from the group in OpenManage Enterprise. The changes are automatically reflected in Power Manager.
Not available	When devices are simultaneously added to and removed from a static group through OpenManage Enterprise, there are multiple entries of this update in the Audit Logs and Alert Log .	Not available
Not available	When you change the power and temperature units in Power Manager through REST APIs and check for the unit change updates in the UI, the updates are not reflected on the UI.	To view the updates on the UI after changing the power and temperature units through REST APIs, refresh the browser.
Not available	When you rediscover a device or an inventory job is in progress in OpenManage Enterprise, the following error message is displayed: <code>Value entered for id is invalid</code>	Add the devices in Power Manager after the discovery or inventory job is completed.
Not available	After creating a physical group, you may not see Create New Physical Group , Edit Group , Manage Rack , Delete Group , or Attributes options when you right-click any group.	Wait for some time or refresh the page, and then right-click the group. All the relevant options are displayed.
14527	The search results are not displayed in online help for the Japanese language.	Not available
Not available	After you upgrade to OpenManage Enterprise version 3.6, discovery and inventory jobs run automatically, and if Redfish protocol is available for a device, the Redfish protocol takes precedence over WS-Man protocol and all operations for that device happen through Redfish protocol. And, Power Manager-specific capabilities are not supported for Redfish capable devices until Power Manager is upgraded to 2.0. Hence, devices that are Redfish capable are removed from Power Manager groups.	To view the devices that are Redfish-capable after upgrading to Power Manager version 2.0: <ol style="list-style-type: none"> 1. Run Inventory in OpenManage Enterprise. 2. Click the Refresh Power Manager capabilities option on the Power Manager Devices page in Power Manager.
Not available	If you search for a PDU device in the global search of OpenManage Enterprise when Power Manager is disabled, you can still view the PDU link in the search. However, if Power Manager is disabled, the PDU devices are not visible. Hence, after clicking the PDU link, you are redirected to the Devices page.	Not available
209489	Appliance upgrade time might be between 1–10 hours depending on the number of devices being monitored using Power Manager.	Not available
236651	When you remove a VM from a group and the VM was not added to the group, a message that this operation cannot occur is not displayed. A success message is displayed in the Audit logs, but the VM is not removed.	Not available

Table 4. Known issues in OpenManage Enterprise Power Manager 3.5 (continued)

Issue ID	Description	Workaround
249192	If the task for automatically creating physical hierarchy is running, it is not forcefully ended even if the option for ending all running task is selected while taking a backup of OpenManage Enterprise.	Before taking backup, ensure that the task for automatically creating physical hierarchy is not running.
273504	After password rotation occurs in iDRAC using CyberArk, there might be a delay in the Power Manager device operations—application of power cap, setting device location on servers, and Emergency Power Reduction—that are performed on servers. Also, metric collection might be delayed during the interval when password rotation occurs in CyberArk.	To avoid device communication failure after password rotation, configure CyberArk as per the guidelines available in the OpenManage Enterprise User's Guide.
289131	When a server is shut down when being monitored by Power Manager, there might be missing plots in the CPU thermal graph.	None
295427	When you run the report for a duration exceeding seven days, there might be additional records available for the day and the day before the report was run.	None
314818, 315112, and 315042	When OpenManage Enterprise is restarted on a new or an upgraded appliance, the associated user IDs of policies and EPR entities that are created by an OIDC user is deleted from the OpenManage Enterprise database. This deletion disrupts the functionality of various entities such as scheduled jobs for reports, EPR, policies, and restore job when performed with a backup file. You cannot view existing EPR or policies, nor create an EPR or policies even with administrator privileges.	To restore the functionality, contact the Dell Technical Support team to reassign ownership from the OIDC user to the administrator.
OMESOL-7141	Unable to reapply Emergency Power Reduction (EPR) on the group even after disabling the previous policies (static or temperature-triggerred) and EPR on the same group. This issue occurs when the temperature-triggerred policy is enabled and then immediately disabled before EPR is fully applied to the devices in the group.	To remove the temperature-triggerred EPR from the group, enable the temperature-triggerred policy and disable it after 2–5 s.

Limitations

The following limitations exist in this release:

Table 5. Limitations in OpenManage Enterprise Power Manager 3.5

Functional area	Limitation
Data retrieval	Data that is retrieved through WS-Man and Redfish protocols differ slightly due to the protocol designs.

Environmental and system requirements

This section describes environmental and system requirements in this release.

For the complete list about supported devices, protocols, hardware, and web browsers, see OpenManage Enterprise Power Manager User's Guide available at [Dell support site](#).



Installation and upgrade considerations

For information about installing Power Manager, see the OpenManage Enterprise Power Manager User's Guide.

 **NOTE:** Installing a plug-in on **OpenManage Enterprise** restarts the appliance services.

Upgrade instructions

Ensure that you are using OpenManage Enterprise version 4.4.


- On the **Console and Plugins** page, click the refresh icon in the **Check for Updates** section. To go to the **Console and Plugins** page in OpenManage Enterprise, click **Application Settings > Console and Plugins**.
- Upgrade to Power Manager version 3.5.
 -  **NOTE:** The settings that are configured in the older version of Power Manager are retained in the latest version of Power Manager.
 -  **NOTE:** When you upgrade from OpenManage Enterprise version 4.1 with Power Manager version 3.3 to OpenManage Enterprise version 4.2, the plug-in becomes disabled. Ensure that the offline server is configured with the latest catalog of Power Manager version 3.3, and then enable the plug-in.

Where to get help

The [Dell Technologies Support site](#) contains important information about products and services including drivers, installation packages, product documentation, knowledge base articles, and advisories.

A valid support contract and account might be required to access all the available information about a specific Dell Technologies product or service.

Notes, cautions, and warnings

 **NOTE:** A NOTE indicates important information that helps you make better use of your product.

 **CAUTION:** A CAUTION indicates either potential damage to hardware or loss of data and tells you how to avoid the problem.

 **WARNING:** A WARNING indicates a potential for property damage, personal injury, or death.