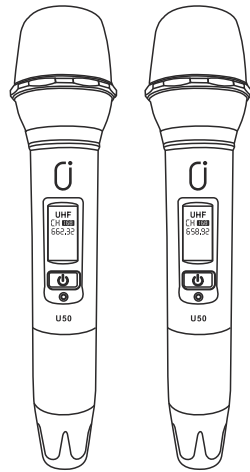


英语

70mmx105mm 80g铜版
料号：440-JYXU50-000
按以下语言顺序装订

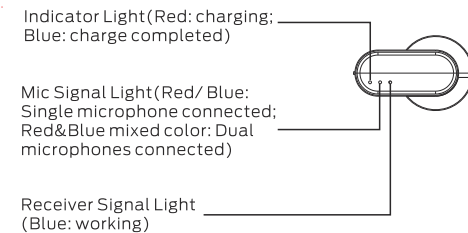
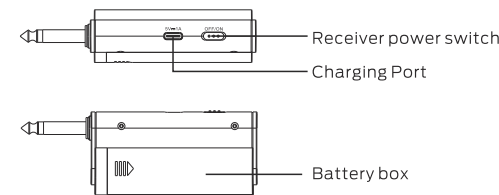
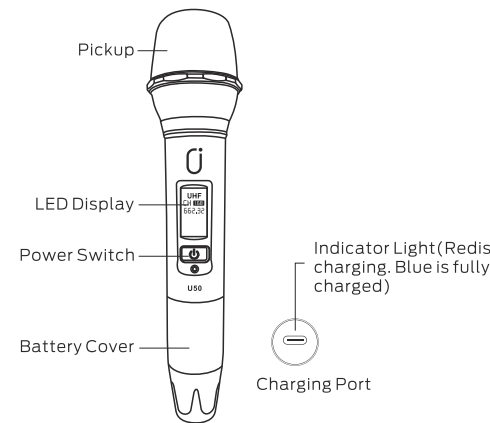
Wireless Microphone
User Manual
MODEL:U50



Introduction

Get rid of the wires, the wireless microphone gives you the freedom of movement, Easy to use and long lasting, with the 100ft transmission range, perfect for hosting parties and live performances.
Notice: Please read the instruction carefully before using the product, keeping it for the future.

Producticon



Production features

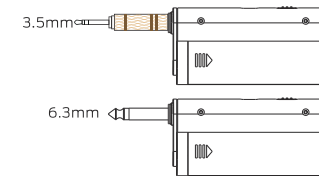
- 1.Wireless transmission.
- 2.Easy to use, plug and play.
- 3.LED Display.
- 4.Widely used in teaching, entertainment, meeting and so on.

Device connection

- 1.Plug the receiver into microphone jack.



2. The original plug diameter is 6.35mm; an 3.55mm adapter is included for more connection.



Notice: It is not fit for sound device without MIC Jack.

Process

- 1.Before using, please open the battery cover of microphone and receiver. Remove the transparent insulating paper wrapped around the battery.
- 2.Turn on the mics and receiver, the mics will automatically pair with the receiver. When a single microphone is successfully paired, the mic signal light turns red or blue (for two mics, one corresponds to the red light and the other to the blue light);

when both mics are successfully paired, the mic signal light turns red and blue mixed color. Receiver signal light turns blue when the microphone is working.

Picture : Receiver



Parameter

Type of MIC Dynamic	A	658.81MHz
Frequency range	B	662.33MHz
Transmission range		100ft
Rated voltage		DC 5V
MIC battery capacity		1200mAh
Receiver battery capacity		1200mAh
Port		USB-C port
Pairing mode		factory default pairing

Packing list

Wireless Microphone	2PCS
Anti-roll ring	2PCS
3.55mm adaptor receiver	1PC
Receiver	1PC
Charging Cable	2PCS
User Manual	1PC

Warranty and after-sales service

- 1.12 months warranty and lifelong technical support
- 2.This item can be returned in its original condition for a full refund or replacement within 30 days of receipt.
- 3.If you are not 100% satisfied with your product, please contact us the via Amazon in time, we would really appreciate it.
4. If you have more questions, please feel free to contact us via online shopping platforms.

FCC Statement

This device complies with part 15 of the FCC Rules. Operation is subject to the following two conditions: (1) This device may not cause harmful interference, and (2) this device must accept any interference received, including interference that may cause undesired operation.

This equipment has been tested and found to comply with the limits for a Class B digital device, pursuant to part 15 of the FCC Rules. These limits are designed to provide reasonable protection against harmful interference in a residential installation. This equipment generates, uses and can radiate radio frequency energy and, if not installed and used in accordance with the instructions, may cause harmful interference to radio communications. However, there is no guarantee that interference will not occur in a particular installation. If this equipment does cause harmful interference to radio or television reception, which can be determined by turning the equipment off and on, the user is encouraged to try to correct the interference by one or more of the following measures:

- Reorient or relocate the receiving antenna.
- Increase the separation between the equipment and receiver.
- Connect the equipment into an outlet on a circuit different from that to which the receiver is connected.
- Consult the dealer or an experienced radio/TV technician for help.

Caution: Any changes or modifications to this device not explicitly approved by manufacturer could void your authority to operate this equipment.

RF Exposure Information

The device has been evaluated to meet general RF exposure requirement. The device can be used in portable exposure condition without restriction.