


Dell Technologies Rail, Bracket, and Tray Guide

January 2025

Notes, cautions, and warnings

 **NOTE:** A NOTE indicates important information that helps you make better use of your product.

 **CAUTION:** A CAUTION indicates either potential damage to hardware or loss of data and tells you how to avoid the problem.

 **WARNING:** A WARNING indicates a potential for property damage, personal injury, or death.

Chapter 1: Rails.....	4
Rack rails.....	4
Rack rails technical details.....	12
Chapter 2: Brackets.....	14
Brackets.....	14
Brackets technical details.....	22
Chapter 3: Trays.....	24
Trays.....	24
Trays technical details.....	26
Chapter 4: Quick reference.....	27
Chapter 5: Dell support.....	30

Rails

The following sections describe Dell Networking rack rails.

Topics:

- [Rack rails](#)
- [Rack rails technical details](#)

Rack rails

For a list of switching equipment with appropriate rails, see the [Quick reference](#) section.

Table 1. Rails

Abbreviation	Rail description	Rack height	Part number	SKU	Additional information
1U-S-RR	Standard ReadyRails ⁽¹⁾	1U	N243X	770-BBGY, 770-BDRL	Standard Dell ReadyRails mounting slides. A5. For a 434 mm (17.08 in) wide switch.
1U-R-RR	Reversible ReadyRails	1U	J9CKF	770-BCFQ	Standard Dell ReadyRails where the rails can be reversed. For a 434 mm (17.08 in) wide switch. <ul style="list-style-type: none"> • Bi-directional Ingress/Egress switch installation (Install from either front or rear of rack). • In-rail power cable routing access and cord stabilizer (for example, route power cable through egress spot in the rail itself).
1U-M-RR	Modified ReadyRails	1U	HRTVK	770-BCIN	Similar to the Standard ReadyRails but with the stop removed. Supports a 450 mm to 793 mm (17.72 in to 31.2 in)-rack span.
2U-S-RR	Standard ReadyRails ⁽¹⁾	2U	6CJRH	770-BBJF	Standard B9 ReadyRails mounting slides. Use with the Z9264F-ON, S6100-ON, or S5296-ON products.
2U-E-RR	Extended ReadyRails.	2U	NKFHM	575-BBMQ	Must be used with the standard B9 ReadyRails but built specifically for reverse-install scenarios. Permits an extra 9" face offset to align with longer servers.
1U-Z93xx-RR	Z9332F-ON ReadyRails	1U	08P6H	770-BDKS	Use with a 438.5 mm (17.26 in) wide switch. Uses a different screw placement from the standard ReadyRails. The rack span is 17.18 to 32.30 inches (436.4 mm to 820.4 mm).
1U-S52-S41-12-4P	S5212F-ON & S4112-ON Series rails. Use with the S5212F-ON dual-tray.	1U	TTVK9	N/A	Use these rails with the S5212F-ON or S4112-ON Series dual-trays in four-post installations.
1U-EMC-3.14-RR	EMC Gen3.14 bezel rails	1U	19T1K	N/A	EMC rails to use in rear-mount (I/O-side of the switch faces the back of the rack) four-post racks. Use with a 434 mm (17.08 in) wide switch.

Table 1. Rails (continued)

Abbreviation	Rail description	Rack height	Part number	SKU	Additional information
					<ul style="list-style-type: none"> 558.8 mm, 711.2 mm, or 787.4 mm (22 in, 28 in, or 31 in) offset 558.8 mm to 863.6 mm (22 in to 34 in) rack span
1U-EMC-3-RR	EMC Gen 3 bezel rails.	1U	V45CP	N/A	EMC rails to use in rear-mount (I/O-side of the switch faces the back of the rack) four-post racks. Use with a 434 mm (17.08 in) wide switch. <ul style="list-style-type: none"> 558.8 mm, 711.2 mm, or 787.4 mm (22 in, 28 in, or 31 in) offset. 558.8 mm to 863.6 mm (22 in to 34 in) rack span.
2U-EMC-Z92xx-RR	Z9264F-ON bezel rails for EMC 2RU Gen3.14/Gen3 bezel	2U	150-042-005	N/A	Platform-specific rails that are used with Gen 3.14 or Gen 3 bezel rails. Use these EMC rails with rear-mount (I/O-side of the switch faces the back of the rack), four-post racks. <ul style="list-style-type: none"> 558.8 mm, 711.2 mm, or 787.4 mm (22 in, 28 in, or 31 in) offset. 558.8 mm to 914 mm (22 in to 36 in) rack span.
1U-DN-RR	Z9432F-ON, S5448F-ON, and S4300-ON Series Special ReadyRails	1U	TDYXP	770-BDYT	For a 438.5 mm (17.26 in) wide switch. Four-post rackmount installations. <ul style="list-style-type: none"> 539.7 mm to 1041.4 mm (21.25 in to 41 in) rack span.
2U-DN-RR	Z9664F-ON or Z9864F-ON ReadyRails	2U	N7WVX	N/A	Platform-specific ReadyRails. Use with a 438.5 mm (17.26 in) wide, two RU switch. <ul style="list-style-type: none"> 558.8 mm to 1066.8 mm (22 in to 42 in) rack span.
2U-DN-4P	Z9664F-ON Special Rail kit	2U	JGF0H	N/A	Platform-specific 4 Post bracket Rail. Use with a 438.5 mm (17.26 in) wide, two RU switch. <ul style="list-style-type: none"> 584.2 mm to 787.4 mm (23 in to 31 in) rack span.
2U-EMC-RR	Z9664F-ON EMC Rail kit	2U	JC5HG	N/A	Platform-specific rails that are used with Gen 3.14 or Gen 3 RU bezel. Use these EMC rails with rear-mount (I/O-side of the switch faces the back of the four-post rack). <ul style="list-style-type: none"> 711.2 mm, or 787.4 mm (28 in, or 31 in) offset. 558.8 mm to 914 mm (22 in to 36 in) rack span.
1U-DN-RR-Reversible	Z9432F-ON, S5448F-ON, and S4300-ON Series Special ReadyRails	1U	X54PT	N/A	For a 438.5 mm (17.26 in) wide switch. Four-post rackmount installations. <ul style="list-style-type: none"> 560 mm to 877 mm (22 in to 34.5 in) rack span.
1U-EMC-Gen3/3.14-RR	EMC Gen3/3.14 bezel rails for S5448F-ON, Z9332F-ON, Z9432F-ON, and S4300-ON Series	1U	6DWDR	N/A	EMC rails to use in rear-mount (I/O-side of the switch faces the back of the rack) four-post racks. Use with a 438.5 mm (17.26 in) wide switch. <ul style="list-style-type: none"> 711.2 mm or 787.4 mm (28 in or 31 in) offset

Table 1. Rails (continued)

Abbreviation	Rail description	Rack height	Part number	SKU	Additional information
					<ul style="list-style-type: none"> 558.8 mm to 863.6 mm (22 in to 34 in) rack span

⁽¹⁾ Extended NEBS "Deep rack" rails for 2RU switches available upon request.

1U-S-RR: **1RU Standard ReadyRail (N243X)**

Use with a 434 mm (17.08 in) wide switch.



1U-R-RR: **1RU Reversible ReadyRail (J9CKF)**

Bi-directional Ingress/Egress. In-rail power cable route access and stabilizer. Use with a 434 mm (17.08 in) wide switch.



1U-M-RR: **1RU Modified ReadyRail (Nokia-specific rail) (HRTVK)**

Similar to the Standard ReadyRails but with the stop removed. Supports a 450 mm to 793 mm (17.72 in to 31.2 in)-rack span.




2U-S-RR: **2RU Standard ReadyRail** (6CJRH)

Use with the Z9264F-ON, S6100-ON, or S5296-ON products.



2U-E-RR: **2RU ReadyRail Extension kit** (NKFHM)

For reverse-install scenarios. Permits an extra 9" face offset to align with longer servers.

 **NOTE:** Must be used with the standard ReadyRails kit, B9.



1U-Z93xx-RR: **Z9332F-ON ReadyRails** (08P6H)

For four-post racks.



1U-S52-S41-12-4P: **S5212F-ON or S4112-ON Series rails** (TTVK9)

For four-post racks. Use with the S5112F-ON or S4112-ON Series dual-trays.



1U-EMC-3.14-RR: **EMC Gen3.14 bezel rails** (19T1K)

- For rear-mount (I/O-side of the switch faces the back of the rack) four-post rack installation.
- 22 in, 28 in, or 31 in offset (558.8 mm, 711.2 mm, or 787.4 mm offset).
- The rack span is 22 in to 34 in (558.8 mm to 863.6 mm wide).
- Use with a 434 mm (17.08 in) wide switch.



1U-EMC-3-RR: **EMC Gen 3 bezel rails** (V45CP)

- For rear-mount (I/O-side of the switch faces the back of the rack) four-post rack installation.
- 22 in, 28 in, or 31 in offset (558.8 mm, 711.2 mm, or 787.4 mm offset).
- The rack span is 22 in to 34 in (558.8 mm to 863.6 mm).
- Use with a 434 mm (17.08 in) wide switch.



2U-EMC-Z92xx-RR: **Z9264F-ON rails for EMC 2RU Gen 3.14/Gen 3 bezel** (150-042-005)



1U-DN-RR: **Z9432F-ON, S5448F-ON, and S4300-ON Series Special ReadyRails** (TDYXP)



- Four-post rack.
- The rack span is 21.25 in to 41 in (539.7 mm to 1041.4 mm).

2U-DN-RR: **Z9664F-ON or Z9864F-ON ReadyRails** (N7WVX)




- Platform-specific ReadyRails.
- Use with a 438.5 mm (17.26 in) wide, two RU switch.
- The rack span is 22 in to 42 in (558.8 mm to 1066.8 mm).

2U-DN-4P: **Z9664F-ON Special Rails** (JGF0H)



- Platform specific Four-post bracket rail.
- Use with a 438.5 mm (17.26 in) wide, two RU switch.
- The rack span is 23 in to 31 in (584.2 mm to 787.4 mm).

2U-EMC-RR: **Z9664F-ON EMC Rail kit** (JC5HG)



- Platform-specific rails that are used with Gen 3.14 or Gen 3 RU bezel.
- Use these EMC rails with rear-mount (I/O-side of the switch faces the back of the four-post rack)
- 28 in, or 31 in offset (711.2 mm, or 787.4 mm).
- The rack span is 22 in to 36 in (558.8 mm to 914 mm).

1U-DN-RR-Reversible: **Z9432F-ON, S5448F-ON and S4300-ON Series Special ReadyRails (X54PT)**



- Platform specific ReadyRails
- Four-post rackmount installations.
- Use with a 438.5 mm (17.26 in) wide switch.
- The rack span is 22 in to 34.5 in (560 mm to 877 mm).

1U-EMC-Gen3/3.14-RR: **EMC Gen3/3.14 bezel rails for S5448F-ON, Z9332F-ON, Z9432F-ON and S4300-ON Series (6DWDR)**



- For rear-mount (I/O-side of the switch faces the back of the rack) four-post rack installation.

- 28 in or 31 in offset (711.2 mm or 787.4 mm offset).
- The rack span is 22 in to 34 in (558.8 mm to 863.6 mm wide).
- Use with a 438.5 mm (17.26 in) wide switch. S5448F-ON, Z9332F-ON, Z9432F-ON, and S4300-ON Series.

Rack rails technical details

Table 2. Rack types supported

Product	Two-post square support	Two-post round support	Two-post threaded support	Four-post square support	Four-post round support	Four-post threaded support
1U-S-RR	Yes: not recommended	Yes: not recommended	Yes: not recommended	Yes	Yes	Yes
1U-R-RR	Yes: not recommended	Yes: not recommended	Yes: not recommended	Yes	Yes	Yes
1U-M-RR	Yes: not recommended	Yes: not recommended	Yes: not recommended	Yes	Yes	Yes
2U-S-RR	No	No	No	Yes	Yes	Yes
2U-E-RR	No	No	No	Yes	Yes	Yes
1U-Z93xx-RR	No	No	No	Yes	Yes	Yes
1U-S52-S41-12-4P	No	No	No	Yes	Yes	Yes
1U-EMC-3.14-RR	No	No	No	Yes	Yes	Yes
1U-EMC-3-RR	No	No	No	Yes	Yes	Yes
2U-EMC-Z92xx-RR	No	No	No	Yes	Yes	Yes
1U-DN-RR	No	No	No	Yes	Yes	Yes
2U-DN-RR	No	No	No	Yes	Yes	Yes
2U-DN-4P	No	No	No	Yes	Yes	Yes
2U-EMC-RR	No	No	No	Yes	Yes	Yes
1U-DN-RR-Reversible	No	No	No	Yes	No	No
1U-EMC-Gen3/3.14-RR	No	No	No	Yes	Yes	Yes

Table 3. Rail adjustability range

Product	Square minimum	Square maximum	Round minimum	Round maximum	Threaded minimum	Threaded maximum
1U-S-RR	470	770	456	763	462	794
1U-R-RR	572	770	560	763	580	794
1U-M-RR	450	770	450	763	450	794
2U-S-RR	595	914	581	907	595	929
2U-E-RR	595	914	581	907	595	929
1U-Z93xx-RR	457	787	457	787	457	787

Table 3. Rail adjustability range (continued)

Product	Square minimum	Square maximum	Round minimum	Round maximum	Threaded minimum	Threaded maximum
1U-S52-S41-12-4P	660.4	812.8	660.4	812.8	660.4	812.8
1U-EMC-3.14-RR	558.8	863.6	558.8	863.6	558.8	863.6
1U-EMC-3-RR	558.8	863.6	558.8	863.6	558.8	863.6
2U-EMC-Z92xx-RR	558.8	914	558.8	914	558.8	914
1U-DN-RR	539.7	1041.4	539.7	1041.4	539.7	1041.4
2U-DN-RR	558.8	1066.8	558.8	1066.8	558.8	1066.8
2U-DN-4P	584.2	787.4	584.2	787.4	584.2	787.4
2U-EMC-RR	558.8	914	558.8	914	558.8	914
1U-DN-RR-Reversible	560	877	N/A	N/A	N/A	N/A
1U-EMC-Gen3/3.14-RR	558.8	863.6	558.8	863.6	558.8	863.6

Brackets

The following sections describe Dell Networking brackets. Brackets are used with rack-, wall-, or ceiling-mount installations.

Topics:

- [Brackets](#)
- [Brackets technical details](#)

Brackets

For a list of switching equipment with appropriate brackets, see the [Quick reference](#) section.

Table 4. Brackets

Abbreviation	Rail description	Rack height	Part number	SKU	Additional information
1U-4P-BR	Four-post brackets	1U	G46RV	770-BCGP, 770-BDRI, 770-BDLC	For a 434 mm (17.08-in) wide switch, four-post mount. Requires mounting screws. Also works with VEP4600.
1U-2P-BR	Two-post brackets	1U	5PX47	770-BCGL	For a 434 mm (17.08-in) wide switch, 5-in offset, two-post mount. Requires mounting screws. Also works with VEP4600.
WM-XSer-NSer-BR	X- and N-Series wall-mount brackets	N/A	9JM64	575-BBNW	Wall-mount brackets for the N1108T-ON, N1108P-ON, X1018, X1026, X1052, or X4012 products. not work with X1108.
1U-NSer-BR	N-Series rackmount brackets	1U	HCDHT	575-BBJS	Rack-mount brackets for the N1124T/P-ON, N1148T/P-ON, N2024/P, N2048/P, N1524/P, or N1548/P products.
1U-Xser-Nser-Sser-BR	X-, N-, and S-Series rackmount brackets	1U	7YYKH	575-BBEE	Rack-mount brackets for the X1018, X1018P, X1026, X1026P, X4012, N1108P/T, N1108EP, S4112F-ON, or S5212F-ON products.
1U-Z93xx-BR	Z9332F-ON four-post brackets	1U	RVH5J	770-BDRV	Use in a four-post rack. The rack span is 27.56 to 35.83 inches (700 mm–910 mm).
1U-N22-N32-BR	N2200-ON/N3200-ON/E3200-ON Series/S3248T-ON MPS-3S flush-mount or offset-mount brackets	1U	2V6KK	770-BDLH	Brackets for MPS-3S two-post flush-mount or 5-in offset (127 mm offset) mount installations. Does not work with N3208PX-ON.
1U-N22-N32-FM-BR	N2200-ON N3200-ON/E3200-ON Series/S3248T-ON MPS-1S flush-mount, offset-mount, or rear-mount brackets	1U	PR8P0	770-BDLF, 770-BDKW	Brackets for the MPS-1S two-post flush-, 5-in offset- (127 mm offset), or rear-mount installations. Does not work with N3208PX-ON.
WM-N22-N32-WM-BR	N2224-ON/N3224-ON/E3224-ON/S3248T-ON MPS-1S and 24-port wall-mount brackets	N/A	1DHH0	770-BDLG, 575-BCFL	Brackets for the N2224-ON 24-port or N3224-ON/E3224-ON 24-port switches and MPS-1S wall-mount installations. Does not work with N3208PX-ON.
WM-N320xPC-WM-BR	N3208PX-ON Wall-mount brackets	N/A	TK3JM	750-ACPV	N3208PX-ON wall-mount bracket.

Table 4. Brackets (continued)

Abbreviation	Rail description	Rack height	Part number	SKU	Additional information
WM-N3208PX-DIN-WM-BR	N3208PX-ON DIN rail-mount bracket	N/A Does	YP5PR	770-BDKY, 575-BCFH	Use with TK3JM for special rail mount.
1U-N3208PX-2P-BR	N3208PX-ON rackmount brackets	1U	C94XW	770-BDLE, 575-BCFK	N3208PX-ON two-post flush-mount and offset-mount installations.
BR-N3208PX-E-BAT-BR	N3208PX-ON external power adapter battery holder	N/A	N8JNG	264-BBBN, 575-BCFI	External power adapter (EPA) holder for the N3208PX-ON switch.
1U-N3208P-E-2BAT-BR	N3208PX-ON external power adapter two-battery holder brackets	1U	39VWT	770-BDLB, 770-BDRN	Use with two external power adapter holders, two-post flush-mount and offset-mount installations.
1U-N3208PX-E-BAT-2P-BR	N3208PX-ON external power adapter one-battery for two-post mount	1U	MR8H4	770-BDRO, 770-BDKZ	External power adapter holder for one N3208PX-ON switch and one battery in a 1RU two-post installation.
2U-N3208P-E-2BAT-2P-BR	N3208PX-ON external power adapter two-battery for two-post mount	2U	YTM40	770-BDRJ, 770-BDKX	External power adapter holder for one N3208PX-ON switch and two batteries in a 2RU two-post installation.
1U-N3208P-E-BAT-4P-BR	N3208PX-ON external power adapter one-battery for four-post mount	1U	1MJPO	770-BDRI, 770-BDLC	External power adapter holder for one N3208PX-ON switch and one battery in a 1RU four-post installation.
1U-DN-4P-BR	Z9432F-ON & S5448F-ON L-brackets	1U	7PGWK	575-BCHY	Platform-specific four-post bracket for Z9432F-ON or S5448F-ON switches. The rack span is 558.8 mm to 914.4 mm (22 in to 36 in).
BR-VEP-WM-BR	VEP14xx, Edge 61xx, or 510 wall-mount brackets	N/A	G90MW	575-BCCK	For the VEP14xx, Edge 61xx, or 510 platforms.

1U-4P-BR: **Four-post brackets** (G46RV)

For a 434 mm (17.08-in) wide switch, four-post mount.



1U-2P-BR: **Two-post brackets** (5PX47)

For a 434 mm (17.08 in) wide switch, 5-in offset, two-post mount.



WM-XSer-NSer-BR: **X- and N-Series wall-mount brackets** (9JM64)

Wall-mount brackets for the N1108T-ON, N1108P-ON, X1018, X1026, X1052, or X4012 products.



1U-NSer-BR: **N-Series rack-mount brackets** (HCDHT)

Rack-mount brackets for the N1124T/P-ON, N1148T/P-ON, N2024/P, N2048/P, N1524/P, or N1548/P products.



1U-Xser-Nser-Sser-BR: **X-, N-, and S-Series rack-mount brackets** (7YYKH)

Rack-mount brackets for the X1018, X1018P, X1026, X1026P, X4012, N1108P/T, N1108EP, S4112F-ON, or S5212F-ON products.



1U-Z93xx-BR: **Z9332F-ON four-post brackets** (RVH5J)



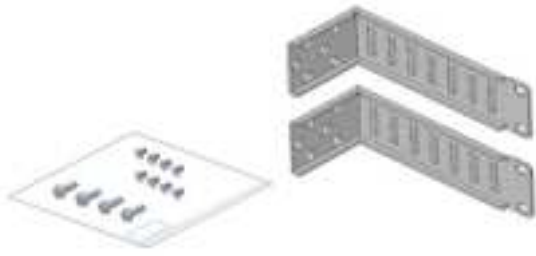
1U-N22-N32-BR: **N2200-ON/N3200-ON/E3200-ON Series/S3248T-ON MPS-3S flush-mount or offset-mount brackets** (2V6KK)

Two-post rack. Flush-mount or 127 mm offset (5-in offset) middle-mount installations.



1U-N22-N32-FM-BR: **N2200-ON/N3200-ON/E3200-ON Series/S3248T-ON MPS-1S flush-mount, offset-mount, or rear-mount brackets** (PR8P0)

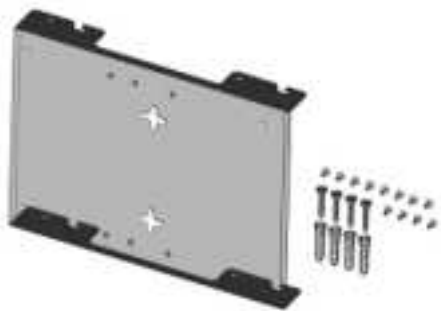
Two-post rack. Flush-mount, rear-mount, or 127 mm offset (5-in offset) offset-mount installations.



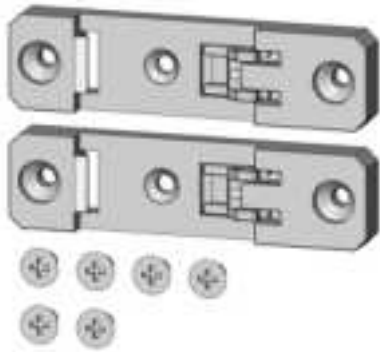
WM-N22-N32-WM-BR: **N2224-ON/N3224-ON/E3224-ON MPS-1S and 24-port wall-mount brackets**(1DHH0)



WM-N320xPC-WM-BR: **N3208PX-ON wall-mount bracket** (TK3JM)



WM-N3208PX-DIN-WM-BR: **N3208PX-ON DIN rail-mount bracket** (YP5PR)

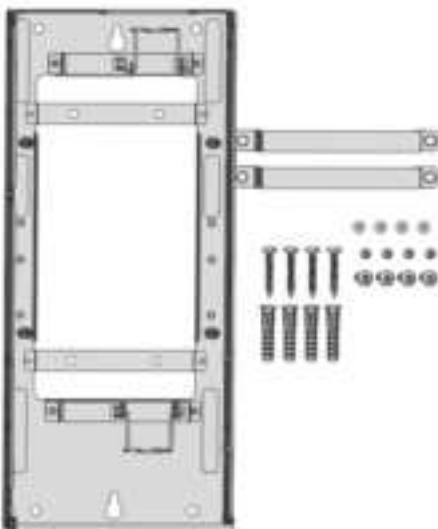


1U-N3208PX-2P-BR: **N3208PX-ON rack-mount brackets** (C94XW)

N3208PX-ON two-post flush-mount and offset-mount brackets.



BR-N3208PX-E-BAT-BR: **N3208PX-ON external power adapter battery holder** (N8JNG)

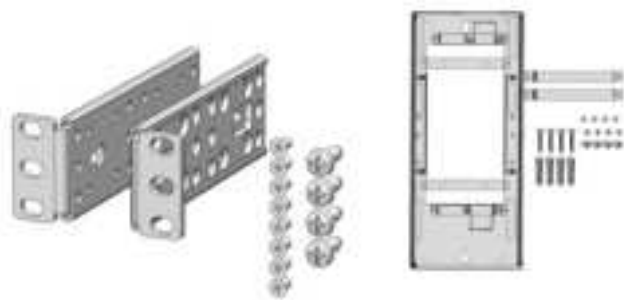


1U-N3208P-E-2BAT-BR: **N3208PX-ON external power adapter two-battery holder brackets** (39VWT)

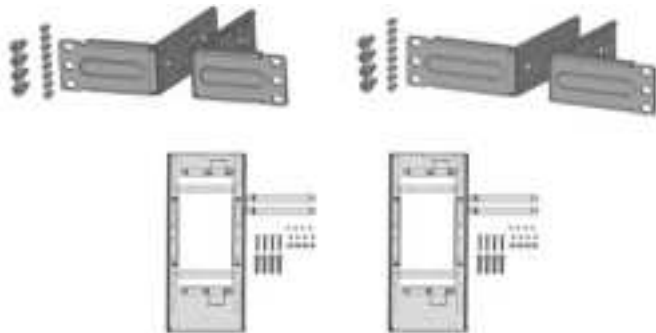
Two EPA holder, two-post flush-mount and offset-mount brackets.



1U-N3208PX-E-BAT-2P-BR: **N3208PX-ON external power adapter one-battery for two-post mount** (MR8H4)



2U-N3208P-E-2BAT-2P-BR: **N3208PX-ON external power adapter two-battery for two-post mount** (YTM40)



1U-N3208P-E-BAT-4P-BR: **N3208PX-ON external power adapter one-battery for four-post mount** (1MJPO)



1U-DN-4P-BR: **Z9432F-ON & S5448F-ON brackets** (7PGWK)

- Four-post rack.
- The rack span is 558.8 mm to 914.4 mm (22 in to 36 in)

BR-VEP-WM-BR: **VEP14xx, Edge 61xx, or 510 wall-mount brackets** (G90MW)



Brackets technical details

Table 5. Rack types supported

Product	Two-post square support	Two-post round support	Two-post threaded support	Four-post square support	Four-post round support	Four-post threaded support
1U-4P-BR	No	No	No	Yes	Yes	Yes
1U-2P-BR	Yes	Yes	Yes	No	No	No
WM-XSer-NSer-BR	N/A	N/A	N/A	N/A	N/A	N/A
1U-NSer-BR	Yes	Yes	Yes	No	No	No
1U-Xser-Nser-Sser-BR	Yes	Yes	Yes	No	No	No
1U-Z93xx-BR	No	No	No	Yes	Yes	Yes
1U-N22-N32-BR	Yes	Yes	Yes	No	No	No
1U-N22-N32-FM-BR	Yes	Yes	Yes	No	No	No
WM-N22-N32-WM-BR	No	No	No	No	No	No
WM-N320xPC-WM-BR	No	No	No	No	No	No
WM-N3208PX-DIN-WM-BR	N/A	N/A	N/A	N/A	N/A	N/A
1U-N3208PX-2P-BR	Yes	Yes	Yes	No	No	No
BR-N3208PX-E-BAT-BR	N/A	N/A	N/A	N/A	N/A	N/A
1U-N3208P-E-2BAT-BR	Yes	Yes	Yes	No	No	No
1U-N3208PX-E-BAT-2P-BR	Yes	Yes	Yes	No	No	No
2U-N3208P-E-2BAT-2P-BR	Yes	Yes	Yes	No	No	No
1U-N3208P-E-BAT-4P-BR	No	No	No	Yes	Yes	Yes
1U-DN-4P-BR	No	No	No	Yes	Yes	Yes
BR-VEP-WM-BR	N/A	N/A	N/A	N/A	N/A	N/A

Table 6. Bracket adjustability range

Product	Square minimum	Square maximum	Round minimum	Round maximum	Threaded minimum	Threaded maximum
1U-4P-BR	609	762	609	762	609	762
1U-2P-BR	N/A	N/A	N/A	N/A	N/A	N/A
WM-XSer-NSer-BR	N/A	N/A	N/A	N/A	N/A	N/A

Table 6. Bracket adjustability range (continued)

Product	Square minimum	Square maximum	Round minimum	Round maximum	Threaded minimum	Threaded maximum
1U-NSer-BR	N/A	N/A	N/A	N/A	N/A	N/A
1U-Xser-Nser-Sser-BR	N/A	N/A	N/A	N/A	N/A	N/A
1U-Z93xx-BR	457	787	457	787	457	787
1U-N22-N32-BR	N/A	N/A	N/A	N/A	N/A	N/A
1U-N22-N32-FM-BR	N/A	N/A	N/A	N/A	N/A	N/A
WM-N22-N32-WM-BR	N/A	N/A	N/A	N/A	N/A	N/A
WM-N320xPC-WM-BR	N/A	N/A	N/A	N/A	N/A	N/A
WM-N3208PX-DIN-WM-BR	N/A	N/A	N/A	N/A	N/A	N/A
1U-N3208PX-2P-BR	N/A	N/A	N/A	N/A	N/A	N/A
BR-N3208PX-E-BAT-BR	N/A	N/A	N/A	N/A	N/A	N/A
1U-N3208P-E-2BAT-BR	N/A	N/A	N/A	N/A	N/A	N/A
1U-N3208PX-E-BAT-2P-BR	N/A	N/A	N/A	N/A	N/A	N/A
2U-N3208P-E-2BAT-2P-BR	660.4	812.8	660.4	812.8	660.4	812.8
1U-N3208P-E-BAT-4P-BR	N/A	N/A	N/A	N/A	N/A	N/A
1U-DN-4P-BR	558.8	914.4	558.8	914.4	558.8	914.4
BR-VEP-WM-BR	N/A	N/A	N/A	N/A	N/A	N/A

Trays

The following sections describe Dell Networking rack trays.

Topics:

- [Trays](#)
- [Trays technical details](#)

Trays

For a list of switching equipment with appropriate trays, see the [Quick reference](#) section.

Table 7. Trays

Abbreviation	Rail description	Rack height	Part number	SKU	Additional information
1U-S41-HRACK-TR	S4112-ON fast access; half-rack, side-by-side	1U	0P7H1	770-BCQZ	Dual-tray mount for two S4112F-ON units for a four-post mount.
1U-XSer-NSer-SbS-4P-TR	X-Series or N-Series Tandem Switch Tray, holds 2x (N1108T-ON, N1108P-ON, X1018, X1026, X1026P, X4012) in 1RU, 4-post racks	1U	XRN98	770-BBNQ	<ul style="list-style-type: none"> • Default tray provisioned with four-post brackets. Tray content change requires removal of the entire tray. • Dell Networking Tandem Switch Tray, holds 2x of N1108T-ON, N1108P-ON, X1018, X1026, X1026P, X4012 in 1RU, four-post rack only.
1U-S52-SbS-4P-TR	S5212F-ON dual-tray	1U	2VMV9	770-BDQZ	Dual-tray mount for two S5212F-ON units for a four-post mount.
TR-REL-LEVR-BR	S4112F-ON or S5212F-ON release lever	N/A	DKKPD	Not for individual sale	Release lever to be used with the S4112F-ON or S5212F-ON dual-trays.
VEP-SbS-TR	VEP14xx, Edge 61xx, or 510 dual tray	1U	8Y32N	770--BCZE	Dual-tray mount for VEP14xx, Edge 61xx, or 510 dual tray. Front mount only. Two- or four-post, square, round, or threaded racks.

1U-S41-HRACK-TR: S4112-ON fast access - side-by-side dual-tray (0P7H1)

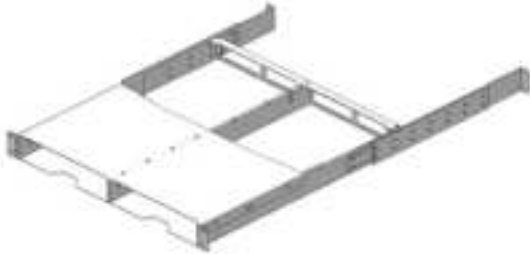
Default tray provisioned with four-post brackets. Tray supports optional ReadyRail sliders. Tray content change accessible from the front panel. Without cable retention bracket and clip. Rails included with tray kit. Half-rack, side-by-side mounting tray.



1U-XSer-NSer-SbS-4P-TR: **X-Series or N-Series Tandem Switch Tray** (XRN98)

For four-post racks. Half-rack, side-by-side mounting tray.

- Default tray provisioned with four-post brackets. Tray content change requires removal of the entire tray.
- Holds 2x of N1108T-ON, N1108P-ON, X1018, X1026, X1026P, X4012 in 1RU, four-post rack only.



1U-S52-SbS-4P-TR: **S5212F-ON Series dual-tray** (2VMV9)

One RU. For four-post racks. Half-rack, side-by-side mounting tray.



TR-REL-LEVR-BR: **S4112F-ON or S5212F-ON release lever** (DKKPD)

Release lever to be used with the S4112F-ON or S5212F-ON dual-trays.



VEP-SbS-TR: **VEP14xx, Edge 61xx, or 510 dual tray** (8Y32N)

A full-rack tray.

- Front mount only.
- Two- or four-post, square, round, or threaded racks.



Trays technical details

Table 8. Rack types supported

Product	Two-post square support	Two-post round support	Two-post threaded support	Four-post square support	Four-post round support	Four-post threaded support
1U-S41-HRACK-TR	No	No	No	Yes	Yes	Yes
1U-XSer-NSer-SbS-4P-TR	No	No	No	Yes	Yes	Yes
1U-S52-SbS-4P-TR	No	No	No	Yes	Yes	Yes
TR-REL-LEVR-BR	No	No	No	Yes	Yes	Yes
VEP-SbS-TR	Yes	Yes	Yes	Yes	Yes	Yes

Table 9. Tray adjustability range

Product	Square minimum	Square maximum	Round minimum	Round maximum	Threaded minimum	Threaded maximum
1U-S41-HRACK-TR	609	762	609	762	609	762
1U-XSer-NSer-SbS-4P-TR	559	762	559	762	559	762
1U-S52-SbS-4P-TR	609	762	609	762	609	762
TR-REL-LEVR-BR	N/A	N/A	N/A	N/A	N/A	N/A
VEP-SbS-TR	N/A	N/A	N/A	N/A	N/A	N/A

Quick reference

The following table is a quick reference guide of abbreviations, products, and rails, brackets, or trays by Dell Technologies part number.

Table 10. Rails, brackets, or trays listed by abbreviation and Dell part number

Abbreviation	Product	Part Number
1RU-S-RR	1RU Standard ReadyRails	N243X
1RU-R-RR	1RU Reversible ReadyRails	J9CKF
1RU-M-RR	1RU Modified ReadyRails.	HRTVK
2U-S-RR	2RU Standard ReadyRails	6CJRH
2U-E-RR	2RU Extended ReadyRails	NKFHM
1U-Z93xx-RR	1RU Z9332F-ON ReadyRails	08P6H
1U-S52-S41-12-4P	1RU S5212F-ON and S4112-ON Series rails	TTVK9
1U-EMC-3.14-RR	1RU EMC Gen3.14 bezel rails	19T1K
1U-EMC-3-RR	1RU EMC Gen3 bezel rails	V45CP
2U-EMC-Z92xx-RR	2RU Z9264F-ON rails for EMC 2RU Gen3.14/Gen3 bezel	150-042-005
1RU-DN-RR	1RU Z9432F-ON, S5448F-ON, and S4300-ON Series Special ReadyRails	TDYXP
2U-DN-RR	2RU Z9664F-ON or Z9864F-ON ReadyRails	N7WVX
2U-DN-EMC-RR	2RU Z9664F-ON Special Rail kit	JGF0H
1U-4P-BR	Four-post brackets	G46RV
1U-2P-BR	Two-post brackets	5PX47
WM-XSer-NSer-BR	X- and N-Series wall-mount brackets	9JM64
1U-NSer-BR	N-Series rackmount brackets	HCDHT
1U-Xser-Nser-Sser-BR	X-, N-, and S-Series rackmount brackets	7YYKH
1U-Z93xx-BR	Z9332F-ON four-post brackets	RVH5J
1U-N22-N32-BR	N2200-ON/N3200-ON/E3200-ON Series/S3248T-ON MPS-3S flush-mount or offset-mount brackets	2V6KK
1U-N22-N32-FM-BR	N2200-ON/N3200-ON/E3200-ON Series/S3248T-ON MPS-1S flush-mount, offset-mount, or rear-mount brackets	PR9P0
WM-N22-N32-WM-BR	N2224-ON/N3224-ON/E3224-ON MPS-1S and 24-port wall-mount brackets	1DHH0
WM-N320xPC-WM-BR	N3208PX-ON Wall-mount brackets	TK3JM
WM-N3208PX-DIN-WM-BR	N3208PX-ON DIN rail-mount bracket	YP5PR
1U-N3208PX-2P-BR	N3208PX-ON rackmount brackets	C94XW
BR-N3208PX-E-BAT-BR	N3208PX-ON external power adapter battery holder	N8JNG
1U-N3208P-E-2BAT-BR	N3208PX-ON external power adapter two-battery holder brackets	39VWT

Table 10. Rails, brackets, or trays listed by abbreviation and Dell part number (continued)

Abbreviation	Product	Part Number
1U-N3208PX-E-BAT-2P-BR	N3208PX-ON external power adapter one-battery for two-post mount	MR8H4
2U-N3208P-E-2BAT-2P-BR	N3208PX-ON external power adapter two-battery for two-post mount	YTM40
1U-N3208P-E-BAT-4P-BR	N3208PX-ON external power adapter one-battery for four-post mount	1MJPO
1U-DN-4P-BR	Z9432F-ON and S5448F-ON L-brackets	7PGWK
BR-VEP-WM-BR	VEP14xx, Edge 61xx, 510 wall-mount brackets	G90MW
1U-S41-HRACK-TR	S4112-ON fast access; half-rack, side-by-side dual tray	0P7H1
1U-XSer-NSer-SbS-4P-TR	X-Series or N-Series Tandem switch tray	XRN98
1U-S52-SbS-4P-TR	S5212F-ON Dual tray	2VMV9
TR-REL-LEVR-BR	S4112F-ON or S5212F-ON release lever	DKKPD
VEP-SbS-TR	VEP14xx, Edge 61xx, or 510 dual tray	8Y32N

The following table lists switch equipment and the rails, brackets, or trays associated with the equipment by part number.

Table 11. Switch equipment for different rails, brackets, or trays by part number

Switch equipment	Rails	Brackets	Trays
510	-	G90MW	8Y32N
Edge61xx	-	G90MW	8Y32N
Gen3.14	19T1K, 150-042-005	-	-
Gen3	V45CP, 150-042-005	-	-
N1100 Series	-	9JM64, HCDHT, 7YYKH	-
N1108T/P	-	7YYKH	XRN98
N15xx	-	HCDHT	-
N20xx/N30xx	-	HCDHT	-
N22xx/N32xx	N243X	2V6KK, PR8P0, 1DHH0, TK3JM	-
N3208PX	-	TK3JM, YP5PR, C94XW, N8JNG, 39VWT, MR8H4, YTM40, 1MJPO	-
S3048	N243X, J9CKF	G46RV	-
S3100	N243X	G46RV	-
S4048	N243X, J9CKF	G46RV	-
S4048T	N243X, HRTVK, J9CKF	G46RV	-
S41xx	N243X	G46RV	DKKPD
S4112F/T	TTVK9	7YYKH	0P7H1, DKKPD
S4248	N243X	G46RV	-
S5148F	N243X	G46RV	-
S52xx	N243X, HRTVK, 6CJRH, J9CKF	G46RV	-
S5212F-ON	TTVK9	7YYKH	2VMV9, DKKPD

Table 11. Switch equipment for different rails, brackets, or trays by part number (continued)

Switch equipment	Rails	Brackets	Trays
S5448F	TDYXP, X54PT	7PGWK	-
S6100	HFX63, 6CJRH, 150-042-005	-	-
VEP14xx	-	G90MW	8Y32N
VEP4600	N243X	G46RV, 5PX47	-
X-Series	-	9JM64, 7YYKH	XRN98
Z9100	N243X, HRTVK, J9CKF	G46RV	-
Z9264F	6CJRH, 150-042-005	-	-
Z9332F	08P6H	RVH5J	-
Z9432F	TDYXP, X54PT	7PGWK	-
Z9664F	N7WVX, JC5HG	JGF0H	-
Z9864F	N7WVX	-	-
S4300-ON Series	TDYXP, X54PT, 6DWDR	-	-

Dell support

The Dell support site provides documents and tools to help you use Dell equipment and mitigate network outages. Through the support site you can obtain technical information, access software upgrades and patches, download available management software, and manage your open cases. The Dell support site provides integrated, secure access to these services.

To access the Dell support site, go to [Dell Support](#). To display information in your language, scroll down to the bottom of the web page and select your country or region from the drop-down menu.

- To obtain product-specific information, enter the 7-character Service Tag or 11-digit express service code of your switch, which is found on the pull-out tag, also known as a luggage tag, and click **Submit**.
- To receive more technical support, click **Contact Us**. On the Contact Information web page, click **Technical Support**.

To access switch documentation, go to [Dell Manuals](#) and enter your switch type.

To search for drivers and downloads, go to the **Drivers & Downloads** tab for your switch.

To participate in Dell community blogs and forums, go to [Dell Community](#).