

# Instruction for Use

## eufy Robot C10

### Contact Us

#### Phone:

**USA:** For eufy Clean / MACH / Health

+1-800-994-3056

Mon-Fri 6:00AM - 5:00PM (PT)

Sat 7:00AM - 3:30PM (PT)



**Email:** [support@eufy.com](mailto:support@eufy.com)

(We will respond to you within 24 hours on workdays.)


### Contents:

1. Tips on using the C10. (2)
2. How to improve the cleaning performance of your C10? (3-4)
3. How to ensure your C10 cleans the entire house in one go? (4-5)
4. What should I do if my C10 is not charging? (6)
5. What Should I Do If the C10 Can't Connect to WiFi? (6)

## 1. Tips on using the C10.

### ● Obstacle Avoidance Ability

To maximize the C10 robot vacuum's cleaning performance, please remove any loose objects, such as wires, small toys, socks, and clothes, from the floor to prevent the robot from vacuuming them. Additionally, it is recommended to tie up curtains so the robot can easily pass through them as it performs cleaning tasks.



**Note:** If you have too many small items at home or do not want the robot to clean certain areas, please set up No-Go zones in the app to prevent the robot from entering these areas.

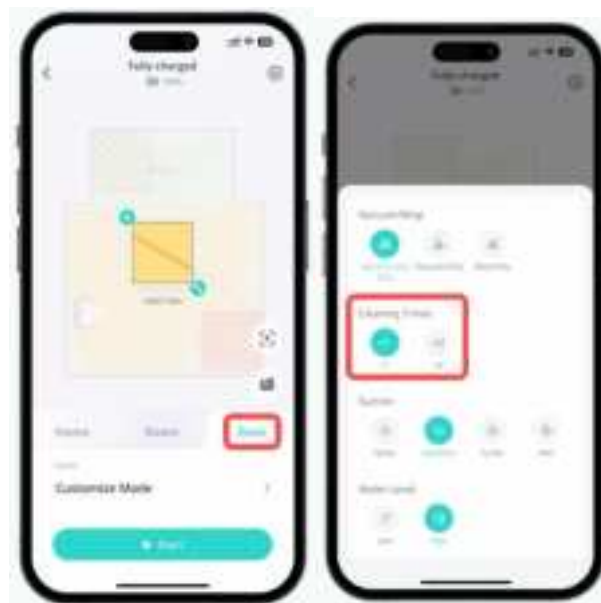


### ● Dynamic Obstacles

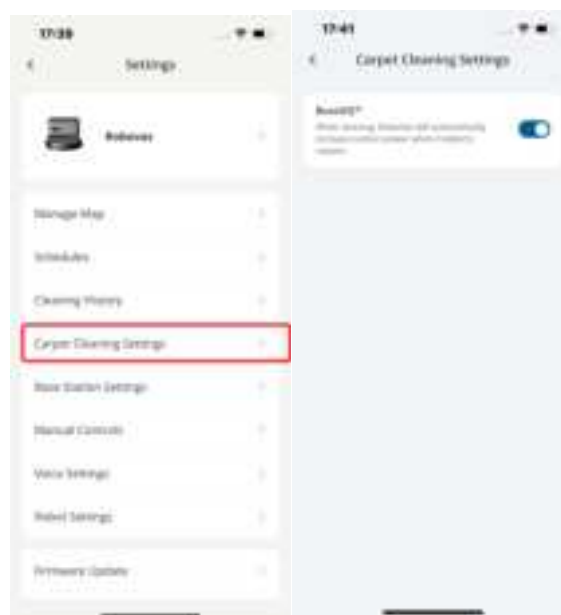
People or pets that are constantly moving may affect the navigation accuracy of the C10 robot vacuum. Therefore, please avoid standing in front of the robot for an extended time. Additionally, please avoid moving large objects, such as boxes/furniture, during the robot's cleaning process, as this may result in the robot not cleaning that area during its cleaning session.

## 2. How to improve the cleaning performance of your C10?

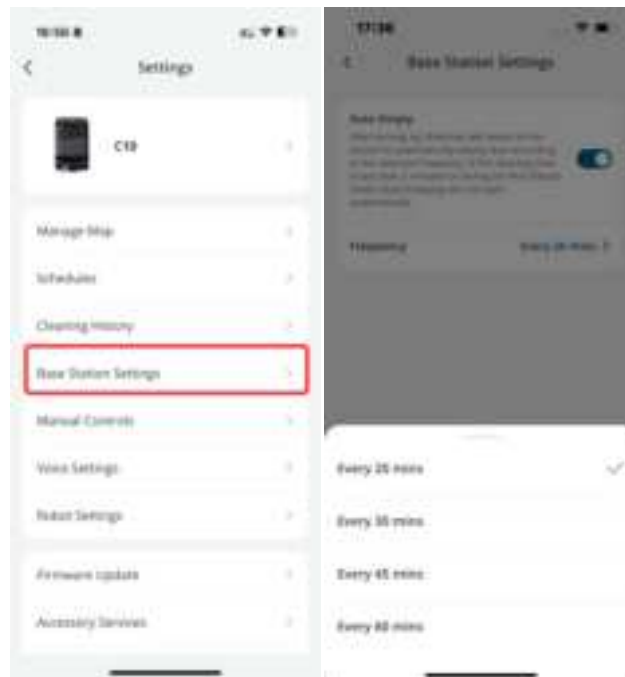
- If you have pets or kids, use Turbo or Max suction mode and set the empty frequency to Higher via the eufy Clean app for better cleaning performance.
- For carpet cleaning, it is recommended to use the "Zone Cleaning" feature to increase the robot's vacuuming frequency and increase the robot's suction level.



- Enable the BoostIQ setting.



- Increase the robot's auto-empty frequency.



- Regularly clean and maintain accessories to ensure the robot's optimal cleaning performance.

### 3. How to ensure your C10 cleans the entire house in one go?

- **Collect Small Objects**

Collect cords, socks, toys, towels, clothes etc.before using the Omin C20 to avoid it getting stuck.



- **Customizable No-Go Zones**

For carpets with a long-pile or those that are particularly light and thin, create no-go zones within the app. This prevents the robot from getting trapped or tangled in carpet fibers.



- **Auto-return Cleaning Feature:**

Enable the Auto-return cleaning feature to ensure that the cleaning process will not be interrupted.



#### **4. What should I do if my C10 is not charging?**

- Please disconnect the power supply, then gently wipe the base station and the main unit's charging pins with a cloth. Wait until they are dry before placing the machine on the base station for charging.
- Please ensure that the base station's plug is properly inserted into place.
- Please ensure that the pins of the robot vacuum and the pins of the base station are correctly connected.

#### **5. What Should I Do If the C10 Can't Connect to WiFi?**

- 2.4GHz WiFi Needed: Please make sure your home network is 2.4Ghz WiFi.
- Reconnect WiFi: Reconnect to ensure the network is successfully configured.
- Try Hotspot/Another WiFi: Try using a hotspot or switch to another WiFi network for configuration.

If it still fails, please contact eufy customer support for assistance.