

A high-quality photograph of a modern kitchen sink area. The sink is made of stainless steel and features a sleek, curved faucet. The background is a white brick wall with white floating shelves holding various kitchen items like jars, plants, and a teapot. A basket of lemons and other kitchen tools are visible on the countertop. The overall aesthetic is clean and contemporary.

HOME SOLUTIONS

Product Guide

FRANKE



Make it wonderful **WITH THE FRANKE RANGE OF SINKS AND MIXERS**

It's easy to be ordinary; to have an ordinary home, filled with things you neither love nor hate. But you should never settle for ordinary and that's why we want to make everything wonderful. Wonderful turns a house into a home and work into play. Every Franke product aims to be wonderful in every way; from the first glimpse of carefully considered design, to manufacturing standards that ensures you can feel the quality and craftsmanship of every piece.

Be inspired

We are constantly thinking of new ways to make our range even better, adding new products, new ideas and new innovations.

CONTENTS

Fragranite Sinks	6-11
Stainless Steel Inset Sinks	12-23
Stainless Steel Prep Bowls	24-25
Stainless Steel Undermount Sinks	26-31
Stainless Steel Drop-On Sinks	32-37
Sink Mixers	38-46
Waste Management	47-48
Accessories	49
Wash Troughs	50-51
ZIP	52-53
Cleaning & Maintenance	54-56
Warranties	57

CHOOSING YOUR PERFECT SINK

As the kitchen sink is seen as the heart of the kitchen, it's the perfect starting point for creating your dream kitchen. Let your imagination run free with a range of fabulous options to help you maximise space and accentuate the look of the entire room. There are however certain functional considerations to take into account and the following information will help to ensure that your ideal sink is the perfect fit for your ideal kitchen.

Installation types



Inset

Inset sinks are installed from above into a pre-prepared hole in your worktop. It gives you the widest range of sink shapes, sizes and styles to choose from.



Undermount

Undermount sinks are installed underneath the worksurface and therefore require a solid surface worktop such as granite, stone or treated wood. They are not compatible with laminate worksurfaces.



Drop on

With a drop-on sink, the sink unit itself replaces the counter top.

Keep up to date on our Social Media pages



facebook.com/FrankeSouthAfrica



twitter.com/Franke_SA



pinterest.com/frankesa



Makeitwonderful.co.za



instagram.com/franke_sa



FRAGRANITE SINKS

Following extensive testing and development, new Fraganite tackles the humble cleaning problem associated with composite sinks. The revolutionary new Fraganite + technology is now available on all Franke Fraganite and Silksheen Fraganite sinks, which now enjoy ultra-smooth surfaces that are exceptionally easy to clean.





Fragranite treated with Sanitized®

Fragranite is an exceptionally tough material which is highly resistant to burns, dents, chips and stains. It was pioneered by Franke and contains 80% granite to form a unique material with a subtle sheen that is warm to the touch.

Kitchens can be a critical location for spreading bacteria and demand special attention to hygiene. On unprotected material, bacteria can multiply every 20 minutes making surfaces unhygienic. The intergrated Sanitized® hygiene function in Fragranite sinks helps to keep this area clean and provides the sink with lasting protection. It does not replace normal cleaning but helps to keep surfaces free from bacteria. Tests have proven that Fragranite treated with Sanitized® reduces bacteria and microbe growth by 99%.



Scratch resistant

Knives and forks won't scratch the surface.




Impact resistant

Fragranite is resistant to impact and thermal shock.




Stain resistant

The surface colour will not stain or mark and thanks to the silky smooth SilkSheen it is very easy to clean.



Colour resistant

The surface colour will not fade throughout the lifetime of the product.



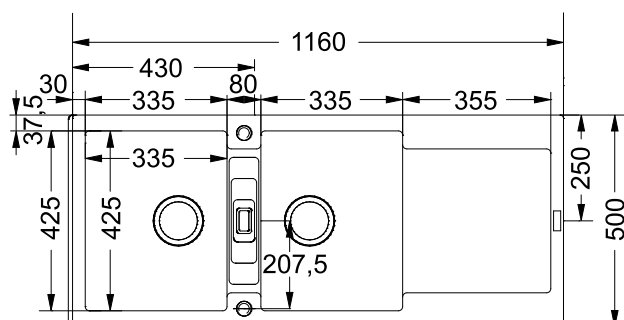
Heat resistant

Fragranite surfaces will not be affected by heat up to 280°C.



Maris in FrAGRanite

The Maris sink made of FrAGRanite is particularly elegant and brings a natural look into your kitchen. Our processed FrAGRanite has a subtle shine and feels warm to the touch. The surface is finely textured but not porous, ensuring a high standard of hygiene. Supplied with 90mm basket strainer waste fitting and 90mm basket strainer waste fitting with overflow kit.



**Maris
MRG621**



FRAGRANITE



INSET/REVERSIBLE



MRG621 Polar White

INSET/REVERSIBLE

Sink Dimensions: 1160L x 500W mm
Bowl Dimensions: 335L x 425W x 200D mm
Cut-Out Dimensions: 1140x480
Product Code: 1990073

MRG621 Black

INSET/REVERSIBLE

Sink Dimensions: 1160L x 500W mm
Bowl Dimensions: 335L x 425W x 200D mm
Cut-Out Dimensions: 1140x480
Product Code: 1990074

MRG621 Stone Grey

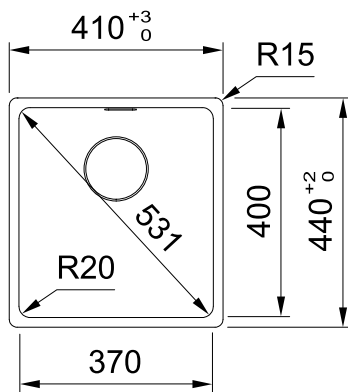
INSET/REVERSIBLE

Sink Dimensions: 1160L x 500W mm
Bowl Dimensions: 335L x 425W x 200D mm
Cut-Out Dimensions: 1140x480
Product Code: 1990072

Maris MRG6 10-37



FRAGRANITE



Polar White

INSET/UNDERMOUNT

Sink Dimensions: 410L x 440W mm

Bowl Dimensions: 370L x 400W x 200D mm

Product Code: 1990119

Black

INSET/UNDERMOUNT

Sink Dimensions: 410L x 440W mm

Bowl Dimensions: 370L x 400W x 200D mm

Product Code: 1990115

Stone Grey

INSET/UNDERMOUNT

Sink Dimensions: 410L x 440W mm

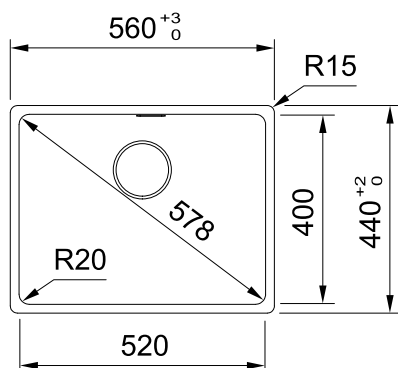
Bowl Dimensions: 370L x 400W x 200D mm

Product Code: 1990123

Maris MRG6 10-52



FRAGRANITE



Polar White

INSET/UNDERMOUNT

Sink Dimensions: 560L x 440W mm

Bowl Dimensions: 520L x 400W x 200D mm

Product Code: 1990120

Black

INSET/UNDERMOUNT

Sink Dimensions: 560L x 440W mm

Bowl Dimensions: 520L x 400W x 200D mm

Product Code: 1990116

Stone Grey

INSET/UNDERMOUNT

Sink Dimensions: 560L x 440W mm

Bowl Dimensions: 520L x 400W x 200D mm

Product Code: 1990124

Maris MRG610-72



FRAGRANITE



Polar White

INSET/UNDERMOUNT

Sink Dimensions: 760L x 440W mm
Bowl Dimensions: 720L x 400W x 200D mm
Product Code: 1990121

Black

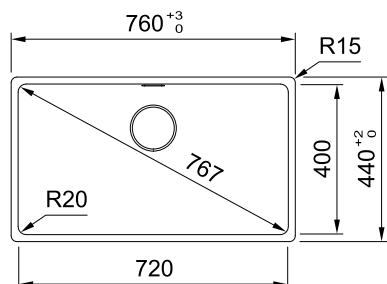
INSET/UNDERMOUNT

Sink Dimensions: 760L x 440W mm
Bowl Dimensions: 720L x 400W x 200D mm
Product Code: 1990117

Grey Stone

INSET/UNDERMOUNT

Sink Dimensions: 760L x 440W mm
Bowl Dimensions: 720L x 400W x 200D mm
Product Code: 1990125



Maris MRG620-35-35



FRAGRANITE



Polar White

INSET/UNDERMOUNT

Sink Dimensions: 760L x 440W mm
Bowl Dimensions: 348/346L x 400W x 200D mm
Product Code: 1990122

Black

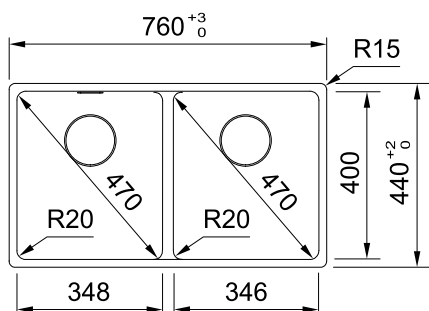
INSET/UNDERMOUNT

Sink Dimensions: 760L x 440W mm
Bowl Dimensions: 348/346L x 400W x 200D mm
Product Code: 1990118

Stone Grey

INSET/UNDERMOUNT

Sink Dimensions: 760L x 440W mm
Bowl Dimensions: 348/346L x 400W x 200D mm
Product Code: 1990126



Ronda in Fragranite

Our brand new range of Ronda prep bowls in revolutionary Fragranite material includes a tap landing and is designed for inset installation. The surface is exceptionally tough and treated with Sanitized® to reduce bacteria and microbe growth by 99%. This round bowl is the perfect solution for tight design spaces. Manufactured in Slovakia, the ROG610-41 is available in Polar White, Black and Stone Grey. Supplied with 90mm basket strainer waste fitting with overflow kit.



Ronda ROG610-41

FRAGRANITE



Polar White

INSET

Sink Dimensions: 500Ø mm

Bowl Dimensions: 400Ø x 195D mm

Product Code: 1990081



Black

INSET

Sink Dimensions: 500Ø mm

Bowl Dimensions: 400Ø x 195D mm

Product Code: 1990080



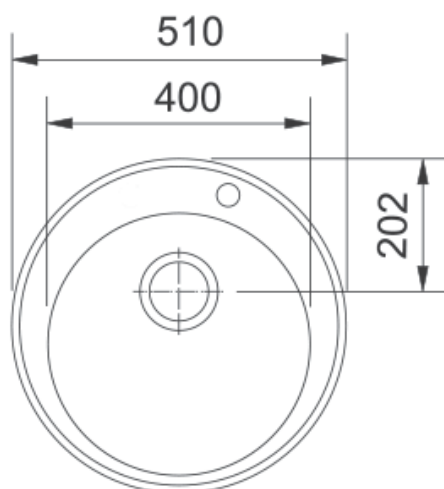
Stone Grey

INSET

Sink Dimensions: 500Ø mm

Bowl Dimensions: 400Ø x 195D mm

Product Code: 1990082







STAINLESS STEEL **INSET** SINKS

Inset sinks are manufactured from Austenitic Stainless Steel, and installed from above into a pre-prepared hole in your worktop. It gives you the widest range of sink shapes, sizes and styles to choose from.

These sinks not only look beautiful but are resistant to staining, chipping, rust and corrosion. We are so confident about the quality of manufacture that we offer a 25-year warranty on these sinks.



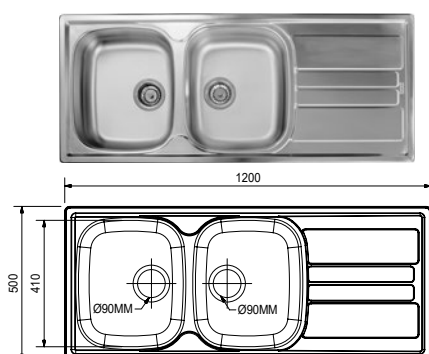


Genesis

The range features crisp fluting on the drainer board, accentuating the minimalistic inspired style of the kitchen. Available in a double bowl or a double bowl with center tidy, both sinks are supplied with 90mm.



Genesis GSX621-120



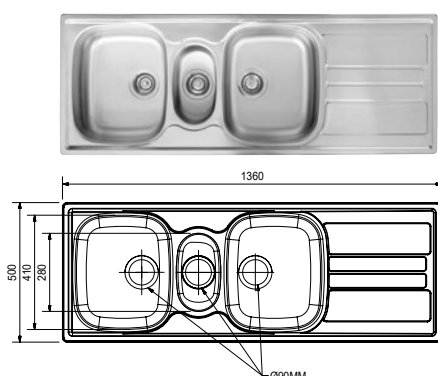
STAINLESS STEEL



INSET

Sink Dimensions: 1200L x 500W mm
 Bowl Dimensions: 343L x 410W x 157D mm
 Cut-Out Dimensions: 1180L x 480W
Product Code: 1990043

Genesis GSX671



STAINLESS STEEL



INSET

Sink Dimensions: 1360L x 500W mm
 Bowl Dimensions: 343L x 410W x 157D mm
 160L x 280W x 139D mm
 Cut-Out Dimensions: 1340L x 480W mm
Product Code: 1990041
INCLUDED: Plastic Insert:

SUGGESTED ACCESSORIES



Plastic Insert
Product Code: 1120058



Full Chopping Board
Product Code: 1120034



Stainless Steel Basket
Product Code: 1120005



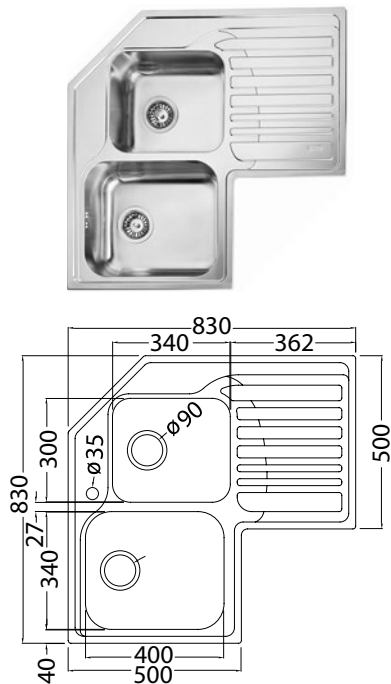
Stainless Steel Drainer Tray
Product Code: 1120060

Studio

The Franke Studio is the ultimate in space saving, ergonomically designed to minimise wasted corner space in the kitchen. Studio includes a standard space saving Spazi plumbing kit and 90mm basket strainer waste fittings.



Studio STX621



STAINLESS STEEL



INSET

Sink Dimensions:	830L x 830W mm
Bowl Dimensions:	340L x 400W x 190D mm
	300L x 340W x 170D mm
Cut-Out Dimensions:	Refer to template included with packaging

Product Code: **Right Hand Drainer:**
1010024

Left Hand Drainer:
1010025

INCLUDED:

Spazi F/2
Double Bowl
Plumbing kit

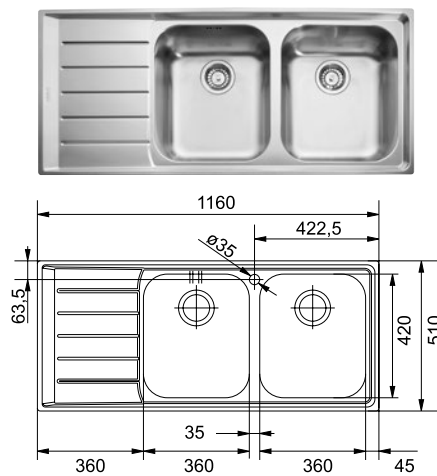


Neptune

The stylish Neptune range from Franke Europe features a wonderfully smart design to help make prepping and cleaning effortless. The 200mm deep bowls together with recessed drainer board prevent water splashing onto the work surface to keep the work area dry and hygienic. Neptune features an overflow, a pre-cut tap hole and basket strainer waste fittings.



Neptune NEX621



STAINLESS STEEL



INSET

Sink Dimensions: 1160L x 510W mm

Bowl Dimensions: 360L x 420W x 200D mm

Cut-Out Dimensions: 1144L x 490W mm

Product Code

Left Hand Drainer: 1010005



Product Code

Right Hand Drainer: 1010004



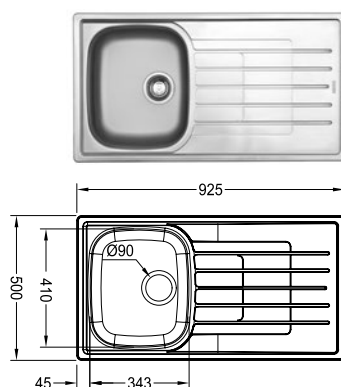


Cascade

The Cascade range follows the European trend of square designs to compliment appliances and softened minimalism. Cascade sinks feature a 500mm width and the positioning of the bowls allows for a larger draining area. All sinks are supplied with a basket strainer waste fitting to reduce waste entering the draining system.



Cascade CDX611



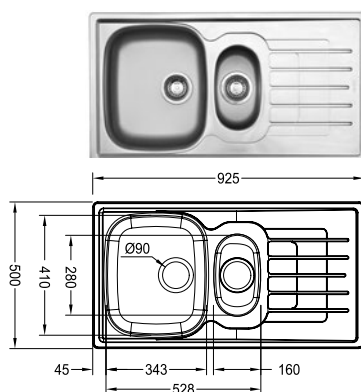
STAINLESS STEEL



INSET

Sink Dimensions: 925L x 500W mm
 Bowl Dimensions: 343L x 410W x 169D mm
 Cut-Out Dimensions: 905L x 480W mm
Product Code: 1990032

Cascade CDX651



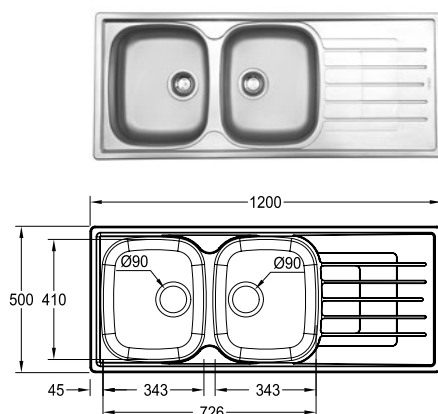
STAINLESS STEEL



INSET

Sink Dimensions: 925L x 500W mm
 Bowl Dimensions: 343L x 410W x 171D mm
 160L x 280W x 139D mm
 Cut-Out Dimensions: 905L x 480W mm
Product Code: 1990033
INCLUDED: Plastic Insert:

Cascade CDX621-120



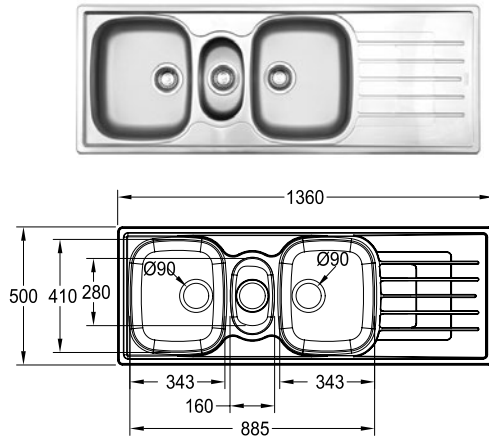
STAINLESS STEEL



INSET

Sink Dimensions: 1200L x 500W mm
 Bowl Dimensions: 343L x 410W x 157D mm
 Cut-Out Dimensions: 1180L x 480W mm
Product Code: 1990027

Cascade CDX671



STAINLESS STEEL



INSET

Sink Dimensions: 1360L x 500W mm

Bowl Dimensions: 343L x 410W x 157D mm

160L x 280W x 139D mm

Cut-Out Dimensions: 1340L x 480W mm

Product Code: 1990019

INCLUDED: Plastic Insert:



SUGGESTED ACCESSORIES



Plastic Insert
Product Code: 1120058



Full Chopping Board
Product Code: 1120034



Stainless Steel Basket
Product Code: 1120005



Stainless Steel Drainer Tray
Product Code: 1120060

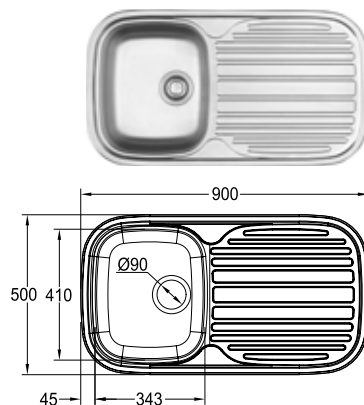


Quinline

Quinline is a “soft edge” range of inset sinks produced in South Africa. This range of monoblock one-piece pressed sinks have a proven track record of consistent quality and performance. All the edges are folded for extra strength on the corners. Austenitic Stainless Steel ensures that the product performs well in high corrosion coastal areas. Quinline sinks are supplied with 90mm basket strainer waste fittings.



Quinline QLX611



STAINLESS STEEL

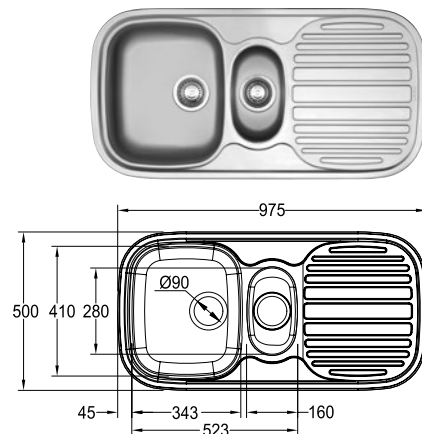


INSET

Sink Dimensions: 900L x 500W mm
 Bowl Dimensions: 343L x 410W x 166D mm
 Cut-Out Dimensions: Refer to template included with packaging

Product Code: 1990003

Quinline QLX651



STAINLESS STEEL



INSET

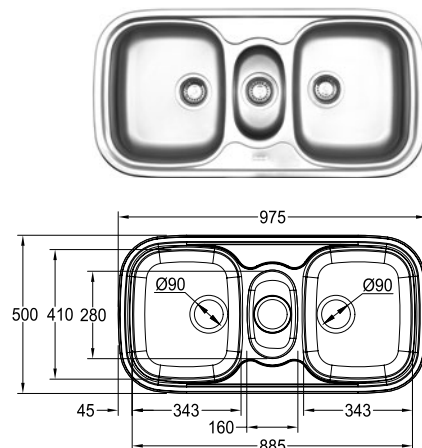
Sink Dimensions: 970L x 500W mm
 Bowl Dimensions: 343L x 410W x 179D mm
 160L x 280W x 139D mm
 Cut-Out Dimensions: Refer to template included with packaging

Product Code: 1990005

INCLUDED: Plastic Insert



Quinline QLX670



STAINLESS STEEL



INSET

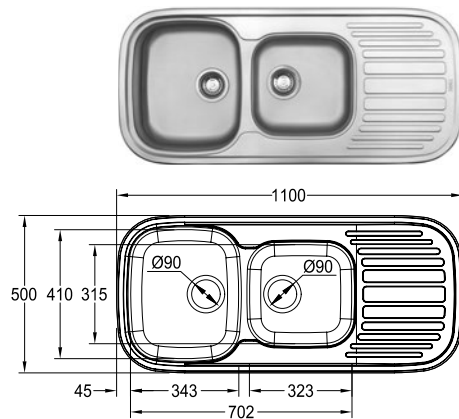
Sink Dimensions: 970L x 500W mm
 Bowl Dimensions: 343L x 410W x 157D mm
 160L x 280W x 139D mm
 Cut-Out Dimensions: Refer to template included with packaging

Product Code: 1990004

INCLUDED: Plastic Insert



Quinline QLX621-110



STAINLESS STEEL



INSET

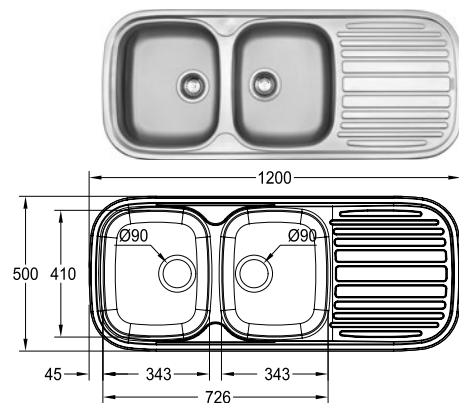
Sink Dimensions: 1100L x 500W mm

Bowl Dimensions: 343L x 410W x 157D mm
323L x 315W x 131D mm

Cut-Out Dimensions: Refer to template
included with packaging

Product Code: 1990006

Quinline QLX621-120



STAINLESS STEEL



INSET

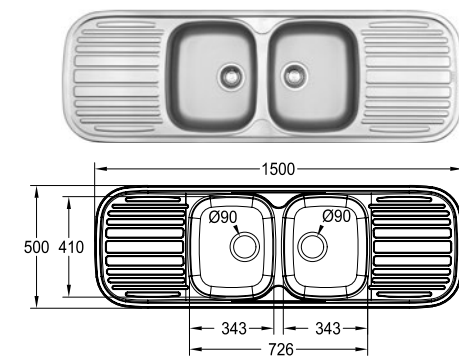
Sink Dimensions: 1200L x 500W mm

Bowl Dimensions: 343L x 410W x 149D mm

Cut-Out Dimensions: Refer to template
included with packaging

Product Code: 1990007

Quinline QLX622



STAINLESS STEEL



INSET

Sink Dimensions: 1500L x 500W mm

Bowl Dimensions: 343L x 410W x 153D mm

Cut-Out Dimensions: Refer to template
included with packaging

Product Code: 1990008

SUGGESTED ACCESSORIES



Full Chopping Board
Product Code: 1120034



Stainless Steel Basket
Product Code: 1120005



Stainless Steel Drainer Tray
Product Code: 1120060



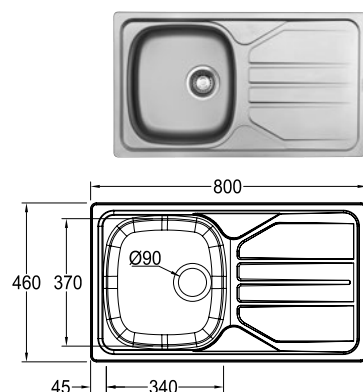
Plastic Insert
Product Code: 1120058

Nouveau

The Nouveau range of sinks follows the European trend towards minimalism with square corners, it incorporates a fresh look drainer board. Manufactured in South Africa, the Nouveau sink is compact and offers an attractively priced entry point to the world of high-quality Franke stainless steel sinks. Nouveau sinks are produced using monoblock technology from Austenitic stainless steel to ensure that the product withstands coastal conditions. All sinks are supplied with a 90mm basket strainer waste fitting.



Nouveau NVN611



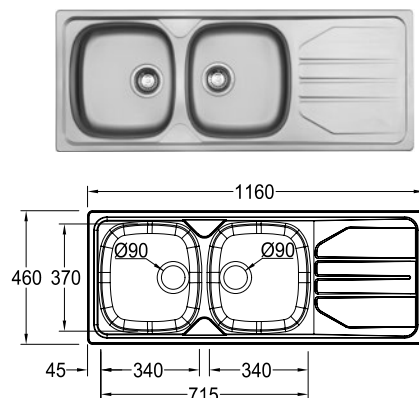
STAINLESS STEEL



INSET

Sink Dimensions:	800L x 460W mm
Bowl Dimensions:	340L x 370W x 149D mm
Cut-Out Dimensions:	780L x 440W mm
Product Code:	1990001

Nouveau NVN621



STAINLESS STEEL



INSET

Sink Dimensions:	1160L x 460W mm
Bowl Dimensions:	340L x 370W x 149D mm
Cut-Out Dimensions:	1140L x 440W mm
Product Code:	1990002

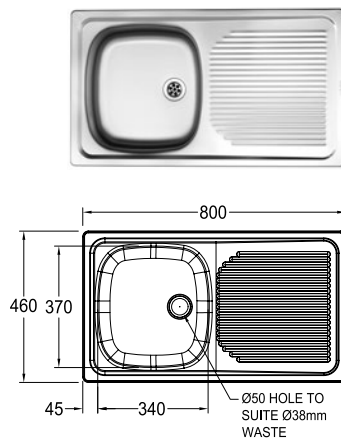


Projectline

Projectline sinks are manufactured using state of the art monoblock technology for strength and hygiene. Sinks are supplied with 38mm PVC waste fittings with plugs.



Projectline PLN611



STAINLESS STEEL

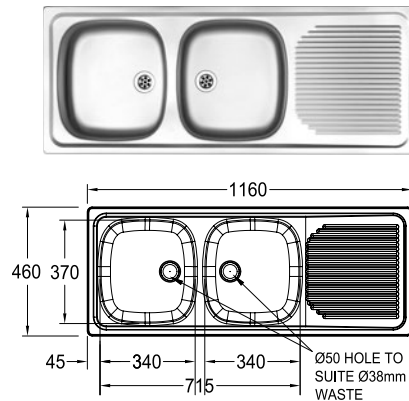


INSET

Sink Dimensions: 800L x 460W mm
Bowl Dimensions: 340L x 370W x 140D mm
Cut-Out Dimensions: 780L x 440W mm

Product Code: 1990030

Projectline PLN621



STAINLESS STEEL



INSET

Sink Dimensions: 1160L x 460W mm
Bowl Dimensions: 340L x 370W x 140D mm
Cut-Out Dimensions: 1140L x 440W mm

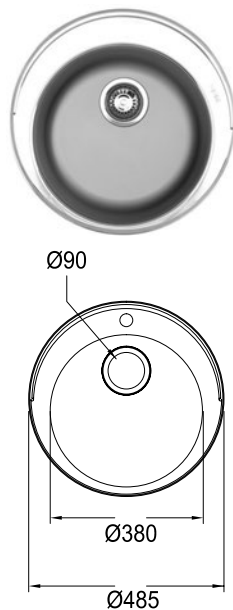
Product Code: 1990031



Rondo Prep Bowls

Installing a Franke Prep Bowl evolves the kitchen into a co-ordinated and efficient workplace within the home and furnishes the smallest space with style and symmetry. The round shape fits perfectly in tight design spaces.

Rondo RDX6 10-48



STAINLESS STEEL



RDX6 10-48 mm (90mm Outlet with Tap Landing)

Sink Dimensions: 485Ø mm

Bowl Dimensions: 380Ø x 161D mm

Cut-Out Dimensions: Refer to template included with packaging.

Product Code: 1990010

RDX6 10-48 (90mm Outlet & Slotted Overflow and Tap Landing)

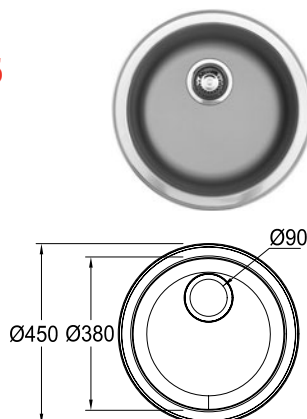
Sink Dimensions: 485Ø mm

Bowl Dimensions: 380Ø x 161D mm

Cut-Out Dimensions: Refer to template included with packaging.

Product Code: 1990011

Rondo RDX6 10-45



STAINLESS STEEL



RDX6 10-45 (90mm Outlet)

Sink Dimensions: 450Ø mm

Bowl Dimensions: 380Ø x 161D mm

Cut-Out Dimensions: Refer to template included with packaging.

Product Code: 1990012

OPTIONAL ACCESSORIES FOR RONDO RDX6 10-48 & RDX6 10-45



Plastic Insert
Product Code: 1120043

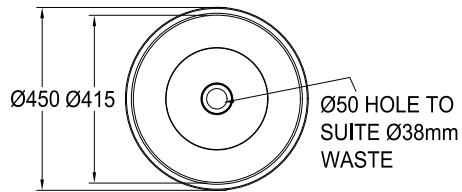


Chopping Board
Product Code: 1120042



Rondo Basket
Product Code: 1120006

Rondo RDX6 10-44



STAINLESS STEEL



RDX6 10-44 (38mm Outlet)

Sink Dimensions: 450Ø mm

Bowl Dimensions: 415Ø x 157D mm

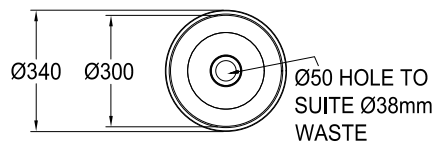
Cut-Out Dimensions: Refer to template included with packaging.

Product Code: 1990013

PLEASE NOTE:

RDX6 10-44 Prep Bowls are manufactured from Ferritic Stainless Steel and are not suitable for costal applications due to corrosion risk.

Rondo RDX6 10-34



STAINLESS STEEL



RDX6 10-34 (38mm Outlet)

Sink Dimensions: 340Ø mm

Bowl Dimensions: 300Ø x 139D mm

Cut-Out Dimensions: Refer to template included with packaging.

Product Code: 1990014

PLEASE NOTE:

RDX6 10-34 Prep Bowls are manufactured from Ferritic Stainless Steel and are not suitable for costal applications due to corrosion risk.





STAINLESS STEEL **UNDERMOUNT** SINKS

Undermount sinks are manufactured from Austenitic Stainless Steel, and installed from underneath into a pre-prepared hole in your worktop.

Stylish and durable the Franke undermount sink range offers variety in style and size, catering for all types of kitchens and tastes. We are so confident about the quality of manufacture that we offer a 25-year warranty on these sinks.

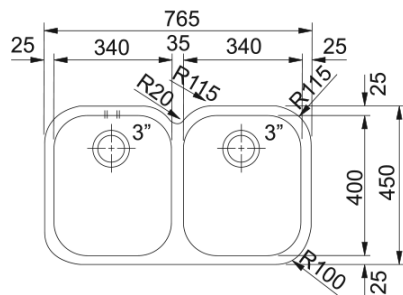


Armonia

The Armonia offers a sleek, ultra-modern look with deep bowls with radiused corners enhancing hygiene. This eclectic sink offers rear drains to maximize the usable bottom surface of the bowl.



Armonia AMX120



STAINLESS STEEL



UNDERMOUNT

Sink Dimensions: 765L x 450W mm

Bowl Dimensions: 340L x 400W x 180D mm

Product Code: 1990098



Maris *in Stainless Steel*

These five new minimalist sinks are made from matt brushed stainless steel. The Swiss-made Maris system comprises multiple elements that can be mixed and matched in any combination for perfect functionality and a harmonious look. Like all Franke sinks, the new matt brushed stainless steel sinks provide a tailor-made feel. The models come in variety of different sizes – from the extremely compact 190mm wide to the very spacious 700mm -bowl variant, designed for undermount installation.



Maris MRX110-19



STAINLESS STEEL



UNDERMOUNT

Sink Dimensions: 230L x 440W mm

Bowl Dimensions: 190L x 400W x 130D mm

Product Code: 1990092

Maris MRX110-34



STAINLESS STEEL



UNDERMOUNT

Sink Dimensions: 380L x 440W mm

Bowl Dimensions: 340L x 400W x 180D mm

Product Code: 1990094

Maris MRX110-45



STAINLESS STEEL



UNDERMOUNT

Sink Dimensions: 490L x 440W mm

Bowl Dimensions: 450L x 400W x 180D mm

Product Code: 1990091



Maris MRX1 10-55



STAINLESS STEEL



UNDERMOUNT

Sink Dimensions: 590L x 440W mm

Bowl Dimensions: 550L x 400W x 180D mm

Product Code: 1990090

Maris MRX1 10-70



STAINLESS STEEL



UNDERMOUNT

Sink Dimensions: 740L x 440W mm

Bowl Dimensions: 700L x 400W x 180D mm

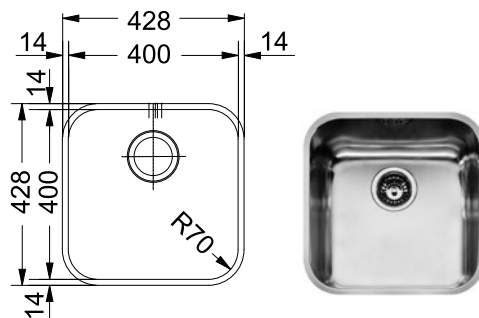
Product Code: 1990093

Stella

The Stella SVX110-40 is a 190mm deep bowl undermount sink from Franke Italy, allows the natural beauty of your counter to be uninterrupted by sink edges and increasing the counter space in your kitchen. Stella features an overflow and 90mm basket strainer waste fittings.



Stella SVX110-40



STAINLESS STEEL



UNDERMOUNT

Sink Dimensions: 428Lx428W mm
 Bowl Dimensions: 400Lx400Wx190D mm
 Cut-Out Dimensions: Please see template included in packaging.

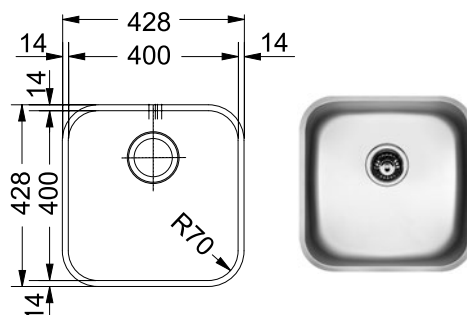
Product Code: 1990044

Selene

The Selene SLX110-40 is a 190mm deep bowl undermount sink from Franke Italy, allows the natural beauty of your counter to be uninterrupted by sink edges and increasing the counter space in your kitchen. Selene features an overflow and 90mm basket strainer waste fittings. **Locally fabricated in a satin/brushed finished.**



Selene SLX110-40



STAINLESS STEEL



UNDERMOUNT

Sink Dimensions: 428Lx428W mm
 Bowl Dimensions: 400Lx400Wx190D mm
 Cut-Out Dimensions: Please see template included in packaging.

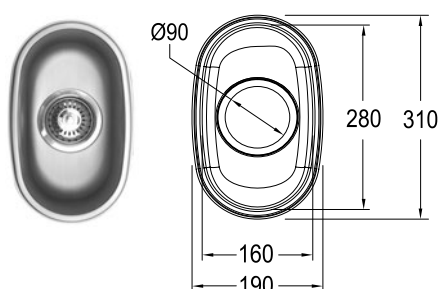
Product Code: 1990095

Cub

The Cub range blends seamlessly into your solid surface or natural stone countertop for the illusion of an invisible sink. The classic design of the Cub sink is graceful and elegant with soft curves for easy cleanup.



Cub130



STAINLESS STEEL

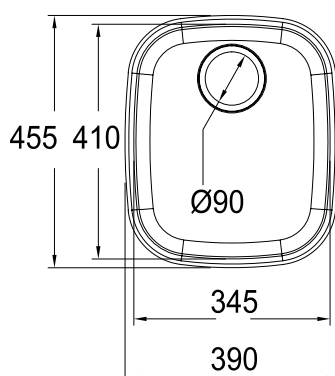


UNDERMOUNT

Sink Dimensions: 190L x 310W mm
 Bowl Dimensions: 160L x 280W x 126D mm
 Cut-Out Dimensions: Refer to template included with packaging.

Product Code: 1990035

Cub150



STAINLESS STEEL



UNDERMOUNT

Sink Dimensions: 390L x 455W mm
 Bowl Dimensions: 345L x 410W x 140D mm
 Cut-Out Dimensions: Refer to template included with packaging.

Product Code: 1990034



STAINLESS STEEL **DROP-ON** SINKS

Drop-On range of sinks are available in single or double bowls which are manufactured using state-of-the-art one piece pressed monoblock technology. Designed specially to fit securely on the top of the kitchen unit, this traditional range is suitable for any contemporary kitchen.



Trendline

The Trendline range of sinks comprises a (total of 10) of models in different sizes – from the extremely compact 800mm wide to the spacious 1800 mm with varying combinations of single and double-bowl sinks and (single and double) drainer boards.



PLEASE NOTE

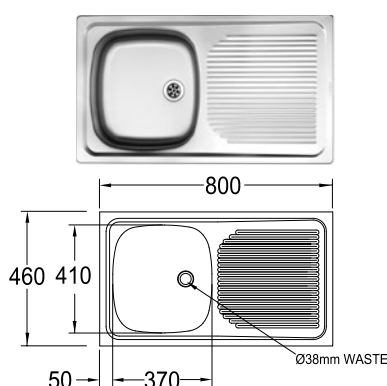
Drop-on sinks do not include Waste Fittings. 38mm waste fitting sold separately.



PVC 38mm Waste & plug
Product Code: **1120017**

SINGLE END BOWL - 460mm Wide

Trendline 711 800x460 SEB



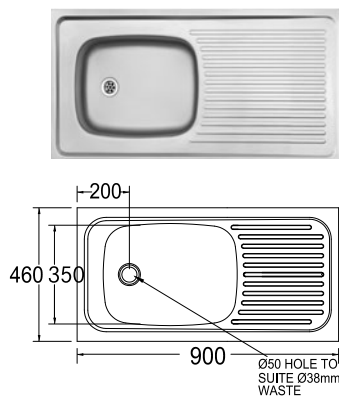
STAINLESS STEEL



DROP-ON

Sink Dimensions: 800L x 460W mm
Bowl Dimensions: 340L x 370W x 140D mm
Product Code: 1030001

Trendline 711 900x460 SEB



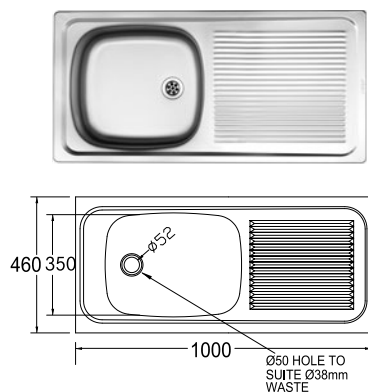
STAINLESS STEEL



DROP-ON

Sink Dimensions: 900L x 460W mm
Bowl Dimensions: 460L x 350W x 140D mm
Product Code: 1030003

Trendline 711 1000x460 SEB



STAINLESS STEEL

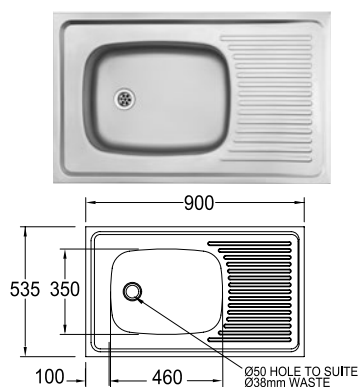


DROP-ON

Sink Dimensions: 1000L x 460W mm
Bowl Dimensions: 460L x 350W x 140D mm
Product Code: 1030005

SINGLE END BOWL - 535mm Wide

Trendline 711 900x535 SEB



STAINLESS STEEL



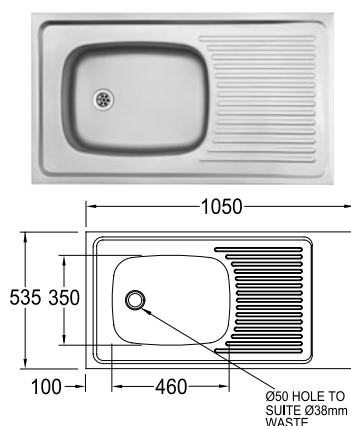
DROP-ON

Sink Dimensions: 900L x 535W mm

Bowl Dimensions: 460L x 350W x 140D mm

Product Code: 1030002

Trendline 711 1050x535 SEB



STAINLESS STEEL



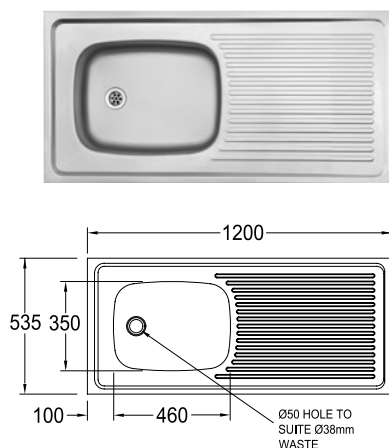
DROP-ON

Sink Dimensions: 1050L x 535W mm

Bowl Dimensions: 460L x 350W x 140D mm

Product Code: 1030006

Trendline 711 1200x535 SEB



STAINLESS STEEL



DROP-ON

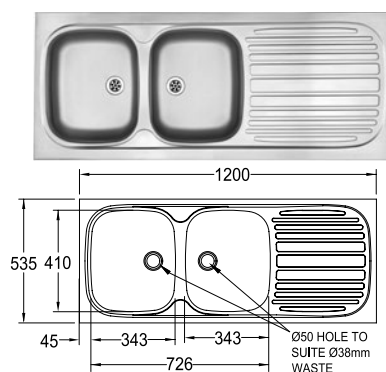
Sink Dimensions: 1200L x 535W mm

Bowl Dimensions: 460L x 350W x 140D mm

Product Code: 1030008

DOUBLE END BOWL - 535mm Wide

Trendline 721 1200x535 DEB



STAINLESS STEEL



DROP-ON

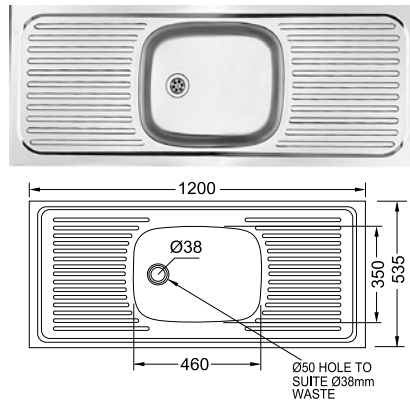
Sink Dimensions: 1200L x 535W mm

Bowl Dimensions: 410L x 343W x 140D mm

Product Code: 1030009

SINGLE CENTRE BOWL - 535mm Wide (Factory Orders Only)

Trendline 712 1200x535 SEB



STAINLESS STEEL



DROP-ON

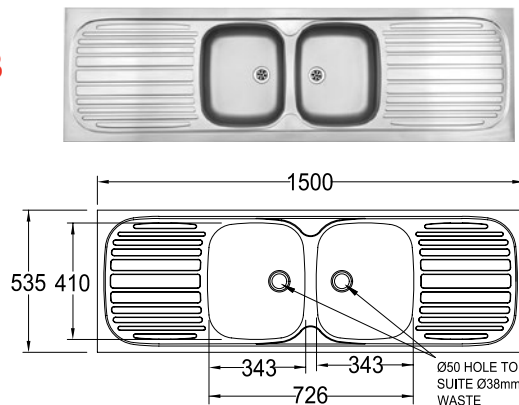
Sink Dimensions: 1200L x 535W mm

Bowl Dimensions: 460L x 350W x 135D mm

Product Code: 1030007

DOUBLE CENTRE BOWL - 535mm Wide

Trendline 722 1500x535 SEB



STAINLESS STEEL



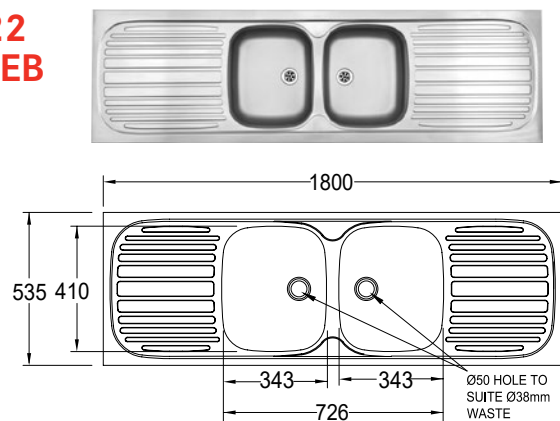
DROP-ON

Sink Dimensions: 1500L x 535W mm

Bowl Dimensions: 343L x 410W x 146D mm

Product Code: 1030010

Trendline 722 1800x535 SEB



STAINLESS STEEL



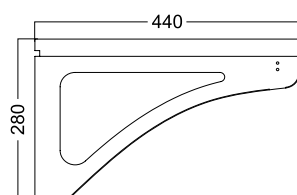
DROP-ON

Sink Dimensions: 1800L x 535W mm

Bowl Dimensions: 343L x 410W x 146D mm

Product Code: 1030011

OPTIONAL FIXING BRACKETS



FALCON BRACKET FOR DROP-ON SINKS

Falcon Brackets (Patent No.95/4163)

Wall fixing brackets 440L x 280W mm to be manufactured from galvanised mild steel.

Dimensions: 440L x 280W mm

Product Code: 2120007 (Pair)

SA94

The SA94 is an entry level contract sink designed to fit snugly on the top of a kitchen counter top or alternatively on a wall fixing bracket. 38mm PVC waste fitting and plug (sold separately).



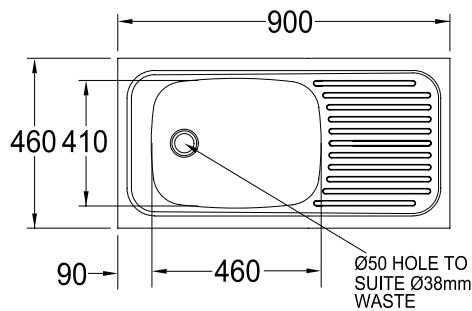
PLEASE NOTE

Drop-on sinks do not include Waste Fittings. 38mm waste fitting sold separately.



PVC 38mm waste & plug
Product Code: 1120017

SA94



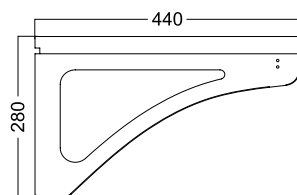
STAINLESS STEEL



DROP-ON

Sink Dimensions: 900L x 460W mm
Bowl Dimensions: 460L x 410W x 120D mm
Product Code: 1030004

OPTIONAL FIXING BRACKETS



FALCON BRACKET FOR DROP-ON SINKS

Falcon Brackets (Patent No.95/4163)

Wall fixing brackets 440L x 280W mm to be manufactured from galvanised mild steel.

Dimensions: 440L x 280W mm

Product Code: 2120007 (Pair)



SINK MIXERS

The Franke sink mixer range is a technically and aesthetically advanced collection offering a wide choice of mixers to suit every style of kitchen.

10
YEAR
WARRANTY
on Body
Construction

2
YEAR
WARRANTY
on Mixer
Cartridge



Atlas Neo Sensor

Touch-Free

NEW

The new Atlas Neo Sensor is the ultimate touch-free kitchen tap against spreading germs, with significant sustainability benefits. Fill pans, rinse veggies and wash your hands without touching the tap – and without wasting water. Not only hands-free, it can also be used manually. Offering long-lasting value and a stylish yet ageless design that transcends trends and time, the Atlas Neo Sensor crafted from solid premium stainless steel meets today's requirements on hygiene, sustainability, and convenience

TOUCH-FREE IR MOTION SENSOR

- Handwashing and hygiene has never been higher in our minds but never also easier with the hands-free functionality. When you are not touching the tap, you are not exposed nor spreading germs. Wash your hands safely after handling perishable meat, fish or poultry, lowering the risk of cross-contamination.

HYBRID MIXER TAP


- The touch-free and manual controls operate independently from each other. Touchless works even if the manual lever is closed. Use the standard manual lever only for colder or warmer water.

SENSOR ACTIVITY < 1 SEC

- The Start/Stop -motion sensor reacts instantly to your hand movement within 5-10 cm detection range. Atlas Neo Sensor helps you reduce water consumption easily 3 litres per hand wash since the water is not running all the time. That's at least 50% reduction when compared to normal use!

WATER TEMPERATURE CONTROL

- You can control the touch-free function water temperature! Preset it as default to pleasantly cool and reduce water heating costs.



PRODUCT CODE

1150044

FINISH

Stainless Steel

- Connection dimension: DN 10
- Connection type: G 3/8" connection
- 10 Year warranty on body construction
- 2 Year warranty on ceramic cartridge

EASY FOR EVERYONE

- Enjoy unrivalled ease of use and control! Taps can be difficult for kids, but not this one. Better hand hygiene is simpler, even for smaller kids—no risk of running too hot water.



Pescara 360 Degree Professional



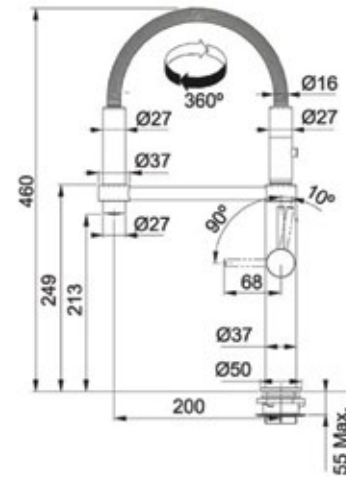
PRODUCT CODE

1150034

FINISH

Chrome

- 10/90 Degree handle movement
- Chrome flexible steel spring hose
- Magnetic docking hand spray holder
- Dual spray, normal & needle spray
- Solid brass construction
- 28mm ceramic disk cartridge
- Connection dimension: DN 10
- Connection type: G 3/8 " connection
- Guaranteed for 10 years on body construction



Pescara PF4400 Wall Mounted Pot Filler



The clean design and detailed craftsmanship make Franke's Pescara an ideal for those who savour simplicity. The Pescara Pot Filler features a level of functionality and performance that maximizes usability for the home chef or kitchen connoisseur. A truly successful design that is not only visually impressive, but also sets new standards in terms of usability. The Pescara Potfiller – a perfect combination of design, ergonomics and functionality.

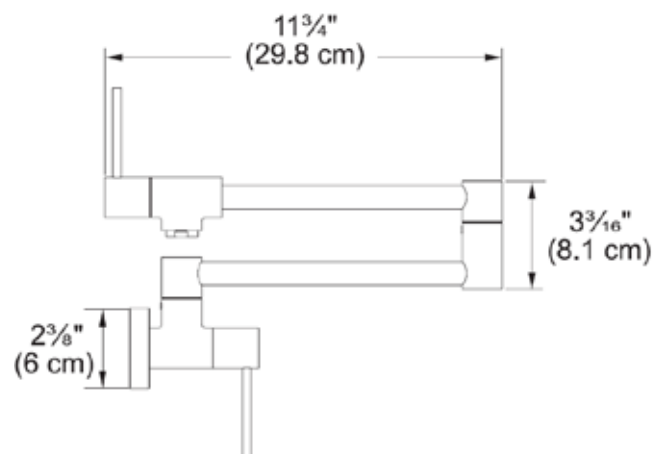
PRODUCT CODE

1150040

FINISH

Chrome

- 10 Year guarantee on body construction
- 2 Year guarantee on ceramic cartridge
- Connection dimension: DN 10
- Connection type: G 3/8 " connection



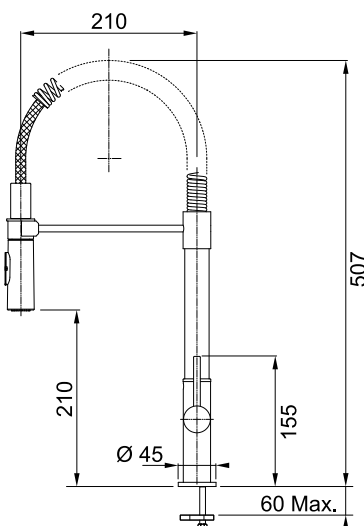

Flexus Professional

PRODUCT CODE

1150033

FINISH

Chrome



- 10/90 Degree handle movement
- Chrome flexible steel spring hose
- Magnetic docking hand spray holder
- Dual spray, normal & needle spray
- Solid brass construction
- Ceramic disk cartridge
- 360 Degree spout swivel
- Connection dimension: DN 10
- Connection type: G 3/8 " connection
- 10 Year guarantee on body construction
- 2 Year guarantee on ceramic cartridge

Neptune Filterflow

- Water purification filter with Filtered water
- Carbon activated cartridge
- Solid brass construction and Chrome plated
- Everpure 4DC Filter with 11,350 L capacity**
- 10 Year guarantee on body construction
- 2 Year guarantee on ceramic cartridge
- Connection dimension: DN 10
- Connection type: G 3/8 " connection



PRODUCT CODE

1990056

FINISH

Chrome



PRODUCT CODE

1990109

FINISH

Black

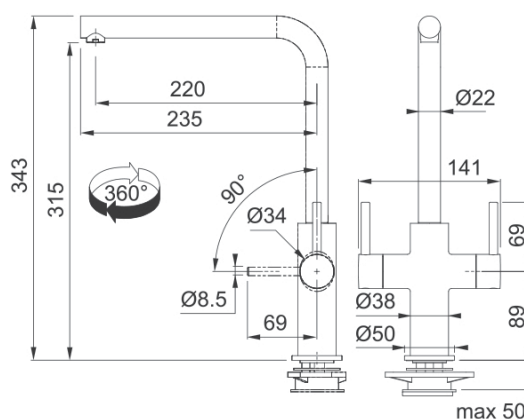
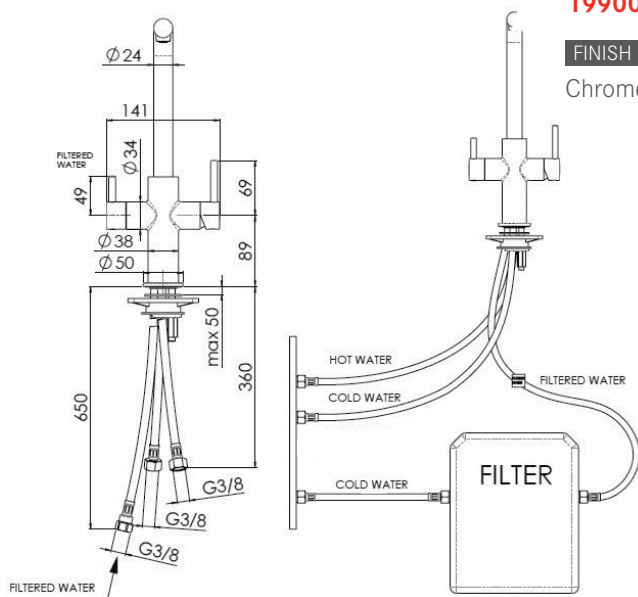
NEW



Replacement Cartridge

PRODUCT CODE

1330195



STAINLESS STEEL RANGE

Saturn Cube Swivel Stainless Steel Mixer



PRODUCT CODE

1150036

FINISH

Stainless Steel

- Durable, long life ceramic cartridge.
- 100 000 cycles.
- Water efficient 12L per minute aerator.
- Strong, durable & anti-corrosive satin 304 stainless steel surface.
- Connection dimension: DN 15
- Connection type: G 1/2" connection
- Tubular fixation set for an easier installation.
- 10 Year guarantee on body construction
- 2 Year guarantee on ceramic cartridge

Saturn Arc Swivel Stainless Steel Mixer



PRODUCT CODE

1150037

FINISH

Stainless Steel

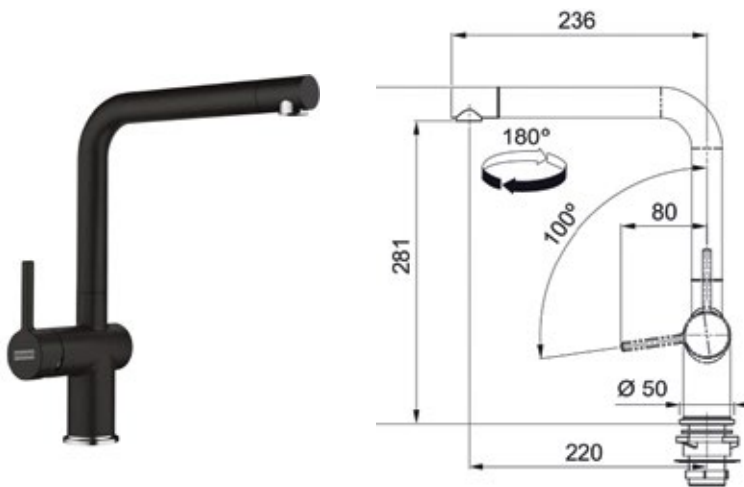
- Durable, long life ceramic cartridge.
- 100 000 cycles.
- Water efficient 12L per minute aerator.
- Strong, durable & anti-corrosive satin 304 stainless steel surface.
- Connection dimension: DN 15
- Connection type: G 1/2" connection
- Tubular fixation set for an easier installation.
- 10 Year guarantee on body construction
- 2 Year guarantee on ceramic cartridge



FRAGRANITE RANGE

Active Plus Onyx 2.0

NEW



PRODUCT CODE

1150045

FINISH

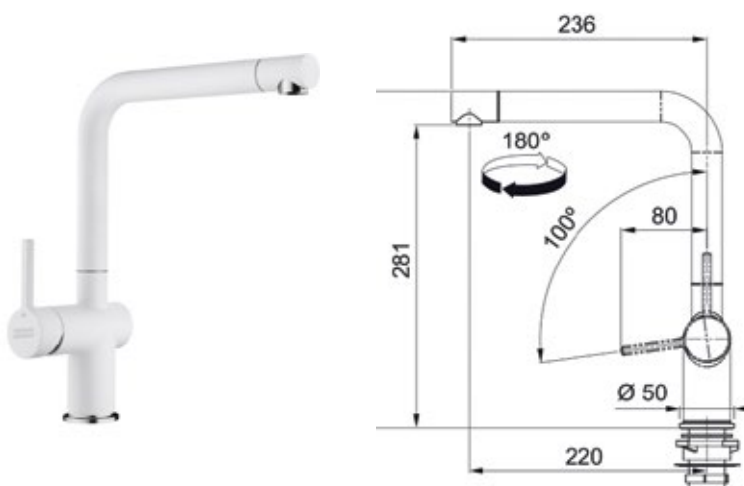
Onyx FrAGRanite

- Solid Brass Construction
- Ceramic Disk Cartridge
- Colour matched to FrAGRanite range
- 180 Degree Spout Swivel
- Connection dimension: DN 10
- Connection type: G 3/8 " connection
- 10 Year guarantee on body construction
- 2 Year guarantee on ceramic cartridge



Active Plus White

NEW



PRODUCT CODE

1150046

FINISH

White FrAGRanite

- Solid Brass Construction
- Ceramic Disk Cartridge
- Colour matched to FrAGRanite range
- 180 Degree Spout Swivel
- Connection dimension: DN 10
- Connection type: G 3/8 " connection
- 10 Year guarantee on body construction
- 2 Year guarantee on ceramic cartridge



sink mixers

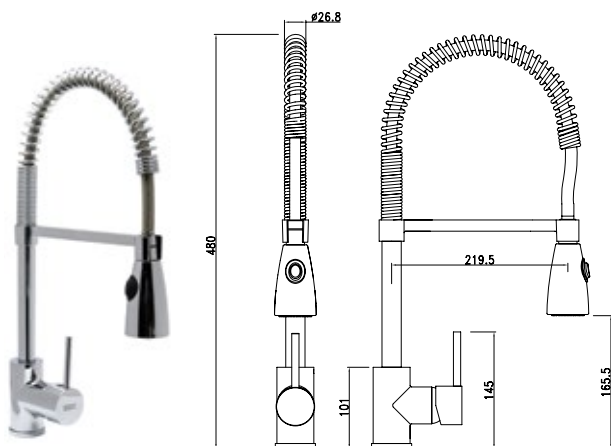
- Ceramic Disk Cartridge with Anti-scald
- Solid DZR Brass Construction
- Smart Lime Cleaning Aerator
- Connection dimension: DN 15
- Connection type: G 1/2 " connection



10
YEAR
WARRANTY
on Body
Construction

2
YEAR
WARRANTY
on Mixer
Cartridge

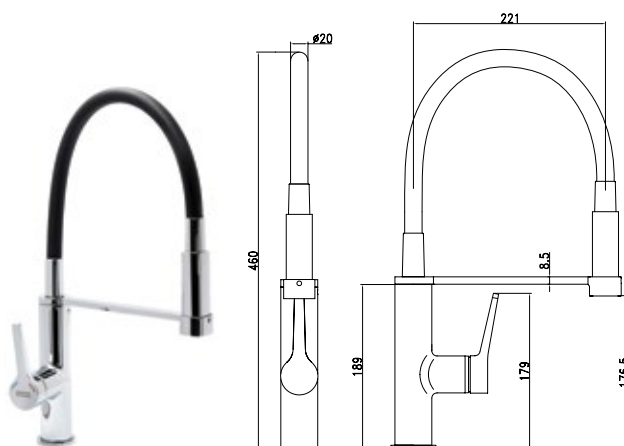
Cascade Professional



PRODUCT CODE
1150020

FINISH
Chrome

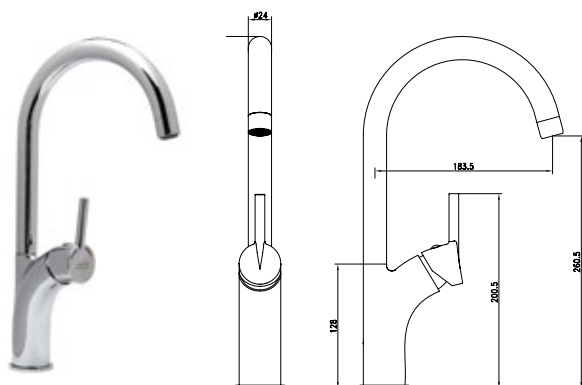
Mirus Professional



PRODUCT CODE
1150023

FINISH
Chrome

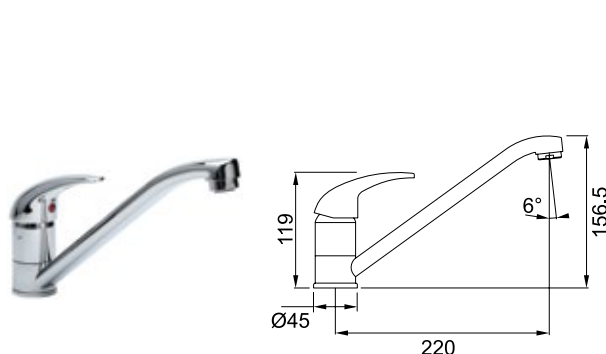
Lucido Swivel



PRODUCT CODE
1150026

FINISH
Chrome

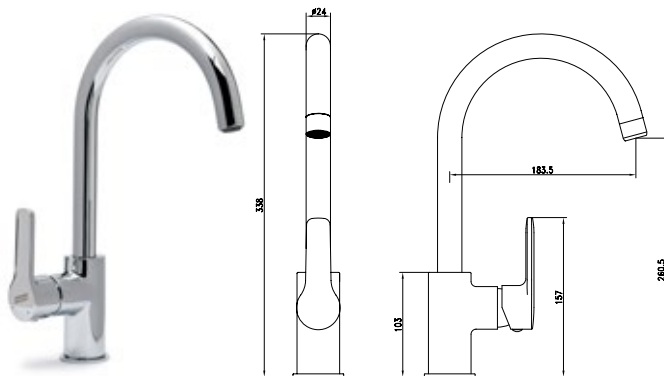
Projectline Swivel



PRODUCT CODE
1150021

FINISH
Chrome

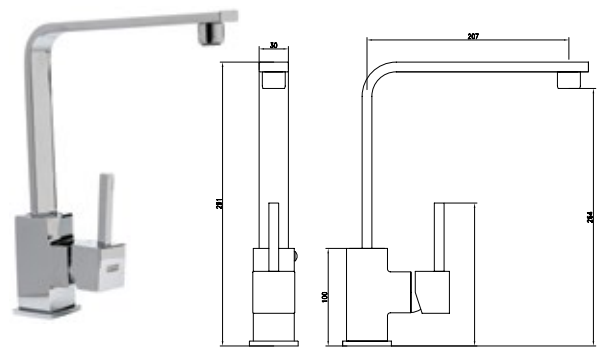
Highrise Swivel



PRODUCT CODE
1150019

FINISH
Chrome

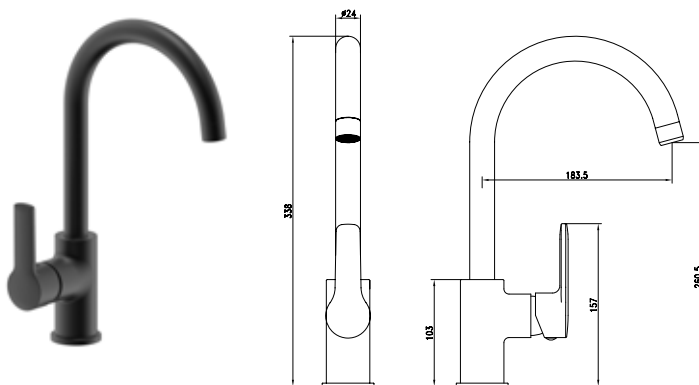
Enix Square



PRODUCT CODE
1150017

FINISH
Chrome

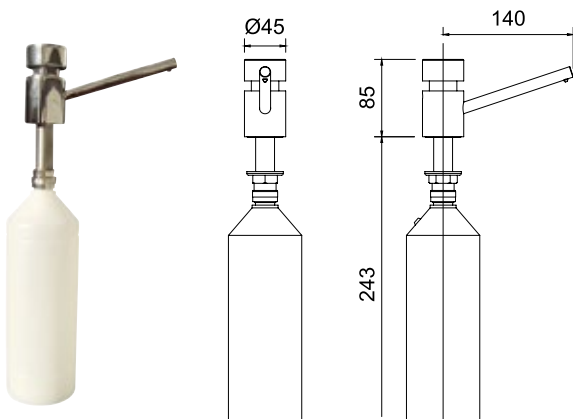
Highrise Swivel Matt Black



PRODUCT CODE
1150043

FINISH
Chrome

SD80 Soap Dispenser



- Manufactured from chromium plated brass
- Incorporates a refillable 1 Litre polyethylene container for use with liquid soap
- 12 Month Warranty on Body Construction

PRODUCT CODE
2120059

guarantee

Franke Sink Mixers carry a 10 year guarantee on the body construction against manufacturing defects, with a 2 year guarantee on the cartridge. All guarantee's are subject to proper installation. Proof of purchase is required for all enquiries.



smart lime cleaning aerator: ✿

- Smart Lime Resistance – maximising the lifespan of the aerator
- No need to disassemble the aerator for cleaning – simply rub the lime away using your finger
- Perfect stream quality even under difficult flow conditions
- Very low noise level
- High quality, the Smart Lime Cleaning Aerator cannot be crushed
- Integrated anti-clogging dome screen – filters sediments and particles

***Excluding Enix Square**

cartridge:

Features:

- Noise suppressor of 17-18 decibels
- Anti-scold set for standard operation can be reset. (Refer to registered plumber).
- Endurance test of 70,000 cycles, complies with EN 814 International Standards
- Reduced flow rate for green rating
- Suitable for balanced water pressure of 200 – 600kPa



braided connectors:

- Stainless Steel braiding



- Cross-linked inner hose
- Brass nuts – ½ inch/ 15mm

WASTE MANAGEMENT

Kitchen Solutions

Everything in the kitchen should flow smoothly. That's why we create products to make your life easier in the kitchen and that help to maintain a tidy working environment.

Franke Turbo Plus Tp-75 Waste Disposal Unit

Product Code: 1340005

- Stainless steel grinding components
- Professional 3-bolt mounting system
- High Torque dual magnetic motor
- 3/4HP, 2700 RPM motor
- Integrated Air Switch
- Sound insulated shell
- Easy to install
- Continuous feed

• **Electrical Certification: IEC 60 335-2-16**

Product Information

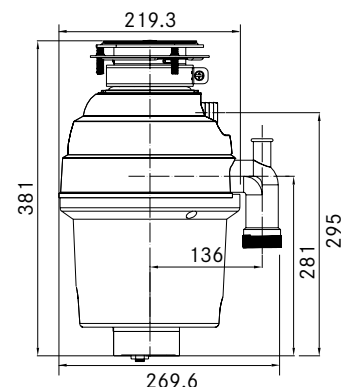
Version	Continuous feed
Horse Power Waste Disposer	3/4 HP
Motor Speed	2700
Mounting System	3 Bolt
Warranty	24 Months



Franke Turbo Plus TP-75 Waste Disposal Unit



with Air Switch



Plumbing Kits

Franke Spazi plumbing kits are designed to assist in optimising the underside of the cabinet space and in many cases provide for better utilisation of under-sink storage.

Franke Spazi plumbing kits are made from rigid grey polypropylene and are the ideal hygienic solution to a Franke sink waste system. Spazi plumbing kits have a manifold with an incline and an air vent for faster water disposal. The relevant plumbing kit is shown with each sink throughout this brochure.



**Spazi F/1
Single Bowl**
Product Code: 1120008



**Spazi F/2
Double Bowl**
Product Code: 1120009



**Spazi Conversion
(2 to 3) & Spares Kit**
Product Code: 1120094

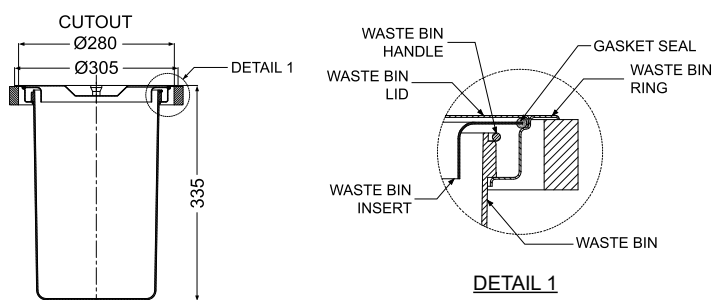
Inset Bin



Stainless Steel Lid and 12 Litre Synthetic Bin

The Inset Waste Bin sits neatly in the countertop so food waste can be quickly and hygienically disposed of, while maintaining a minimalistic look.

Product Code: 1340003



ACCESSORIES

Kitchen Solutions

It's the little things that make life extra special, so we've created a range of extras to do just that. People use their sinks in different ways, so these correspond to common kitchen activities and complement the design of your Franke sink.

General Accessories

Product Code



Tap Brace
Optional extra to be used to reinforce heavy duty and/or taller taps.

1330007



Tap Hole Stopper

1330008



Inox Cream
250g Tube
Cleans, Shines, Polishes And Revitalises Stainless Steel.

1120047

Waste Fittings

Product Code



90mm Basket Strainer Waste Fitting (BSW)
***Colour of the base may vary**

1120001



Basket Strainer Waste Plug For 90mm Bsw Fitting

1120029



50mm Basket Strainer Waste Fitting (BSW)

1120067



38mm Waste Fitting & PVC Plug With Handle

1120017

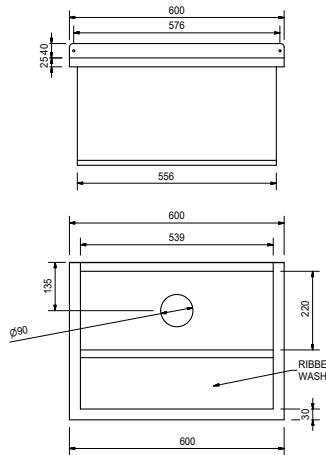


38mm Plug only

1120162

Wash Troughs

Drop-On range of sinks are available in single or double bowls being manufactured using state-of-the-art one piece pressed monoblock technology. Designed specially to fit neatly on the top of the kitchen unit, this traditional range is suitable for any contemporary kitchen.



DLX101

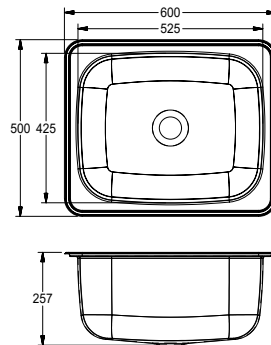
Fabricated Single Wash Trough

with 90mm Designer Waste Fitting (INCLUDES FITTING)



STAINLESS STEEL

Dimensions: 600L x 440W mm
Bowl Dimensions: 540L x 410W x 300D mm
Cut-Out Dimensions: 582L x 482W
Product Code: 2990056



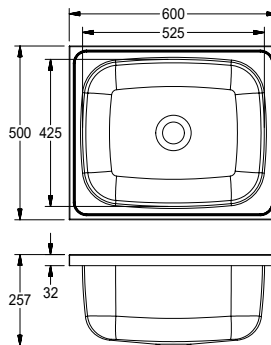
DLT Luxtub

Inset Type Wash Trough

with 90mm Designer Waste Fitting (INCLUDES FITTING)

STAINLESS STEEL

Dimensions: 600L x 500W mm
Bowl Dimensions: 525L x 425W x 257D mm
Cut-Out Dimensions: 582L x 482W
Product Code: 2990054



LDL Luxtub

Wall Mounted/Drop-On Wash Trough

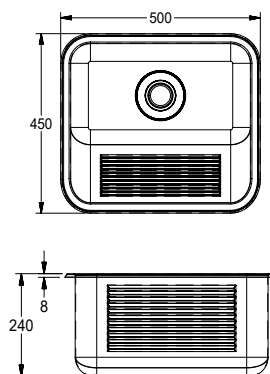
with 90mm Designer Waste Fitting (INCLUDES FITTING)

STAINLESS STEEL

Dimensions: 600L x 500W mm
Bowl Dimensions: 525L x 425W x 257D mm
Product Code: 2990055

Falcon Brackets (optional)

2120007 (Pair)



SIRX Washtrough

Inset or wall mounted type

STAINLESS STEEL

Dimensions: 500L x 450W mm
Bowl Dimensions: 450L x 400W x 240D mm
Product Code: 2560003

WALL MOUNTED

Dimensions: 500L x 450W mm
Bowl Dimensions: 450L x 400W x 240D mm



SIRX Brackets

2120014 (Pair)

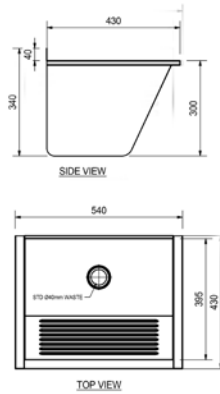
Economy Wash Troughs

The ET Range is our economy range of washtroughs, available in Single, Double and Mini versions.

PLEASE NOTE:

Economy Washtroughs are manufactured from Ferritic Stainless Steel and are not suitable for commercial or coastal applications due to corrosion risk.

***Only recommended for domestic use**
***Waste Fittings are not included**



ET101

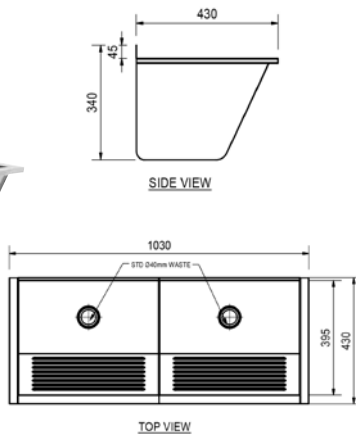
Fabricated Single Wash Trough

STAINLESS STEEL

Dimensions: 540L x 430W mm

Bowl Dimensions: 485L x 395W x 300D mm

Product Code: 2560006



ET102

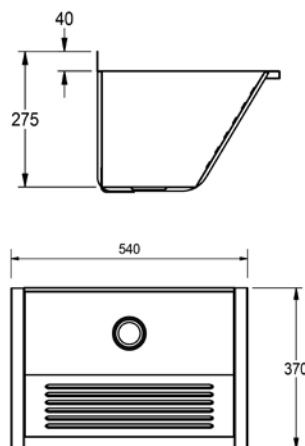
Fabricated Double Wash Trough

STAINLESS STEEL

Dimensions: 1030L x 430W mm

Bowl Dimensions: 485L x 395W x 300D mm

Product Code: 2560005



ET103

Fabricated Single Mini Wash Trough

STAINLESS STEEL

Dimensions: 540L x 370W mm

Bowl Dimensions: 483L x 330W x 240D mm

Product Code: 2560007

Introducing



THE ZIP HYDROTAP® G4 RANGE

Now available in 3 designs and 5 contemporary colours, to effortlessly complement your home or workplace.

ZIP HYDROTAP ARC



CHROME



GUNMETAL



BRUSHED
ROSE GOLD



BRUSHED GOLD



MATT BLACK

ZIP HYDROTAP CUBE



CHROME



GUNMETAL



BRUSHED
ROSE GOLD



BRUSHED GOLD



MATT BLACK

ZIP HYDROTAP G4® TOUCH-FREE WAVE



NEW

New Zip HydroTap **Touch-Free Wave** provides a **100% touch-free solution** to instantly dispense pure tasting drinking water with a simple wave of a hand.

Introducing ZIP Hydrotap Touch-Free Wave, with smart infrared sensors that activate boiling, chilled and sparkling water.

ZIP HYDROTAP CLASSIC

*Font Kit Assembly Sold Separately



CHROME



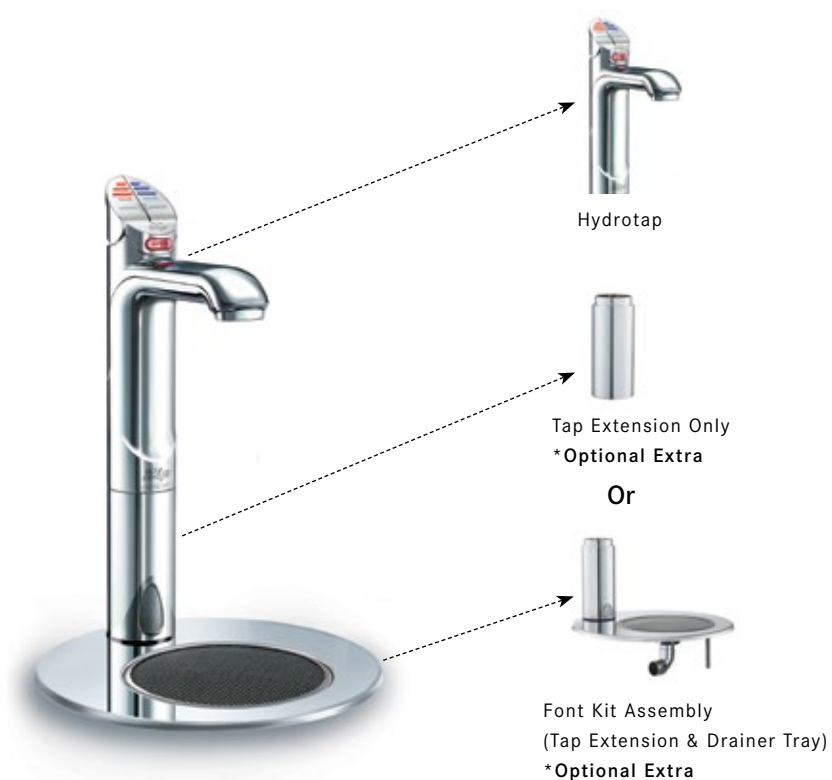
MATT BLACK

HOW TO BUILD YOUR HYDROTAP

ZIP HYDROTAP ARC & CUBE



ZIP HYDROTAP CLASSIC



Cleaning & Maintenance

CLEANING INSTRUCTIONS FOR FRANKE STAINLESS STEEL RANGE OF SINKS

INOX CREAM

Product Code: 1120047 250g Inox Cream: cleans, shines, polishes and revitalises Stainless Steel

Cleaning procedure

Clean the Stainless Steel as often as experience dictates (i.e. when noticeably dull or dirty) and use the simplest cleaning procedure that will effectively “do the job”.

- Stainless Steel reacts best to clean water or mild detergent solution, applied with a soft cloth or sponge, rinsed well and wiped dry.
- Routine, simple, gentle and inexpensive cleaning will retain both the corrosion resistance and appearance of Stainless Steel through years of exposure and use. Occasionally a small amount of Inox Cream may be used on a soft, damp cloth with the detergent solution to remove stubborn dirt or slight incipient stains. Rub gently.



Cleaning do's

- Employ regular routine cleaning rather than an occasional aggressive single cleaning.
- Only use propriety brands of cleaners that state “SUITABLE FOR STAINLESS STEEL”, such as Inox Cream
- Always rinse and dry as the final step in a cleaning procedure.

Cleaning don'ts

- Do not use coarse abrasive powders.
- Do not use metallic scourers or brushes with metal bristles.
- Do not use the so termed “silver cleaners”.
- Do not use acids (except nitric acid in specific instances).

Storage of products

Product research has proven that certain household products which are commonly stored underneath a sink, will lead to damage of the sink's base. Chlorine is the major culprit and can be found in: chlorine for swimming pools; household bleach; bathroom cleaning products such as toilet cleaners, mildew treatments and tile cleaners; kitchen cleaning products - especially liquid cleaners; powders for dishwashers and laundry detergents. Preserve the life and beauty of your sink by storing these products away from the sink area in a well ventilated cupboard that is preferably child-proof. Storing these products under your sink will void your warranty.

CLEANING INSTRUCTIONS FOR FRANKE FRAGRANITE RANGE OF SINKS

Cleaning procedure for normal everyday cleaning

1. When you are finished using your sink, wipe the sink using a sponge (available in most supermarkets) and water and dry off with a soft cloth, or
2. Clean the sink using a normal detergent and soft cloth, rinse with water and dry with a soft cloth

For more stubborn stains

1. Follow steps 1 or 2 above to remove any film on the surface of the sink
2. Apply a cream cleaner and clean the sink using a scourer sponge (cleaning in circular motions). When using the scourer sponge use considerable force

Suggestion to prevent limescale staining returning after cleaning

Whilst this is not something we have tried in house there are suggestions from various users on the internet to clean the sink thoroughly with washing up liquid or a cream cleaner, rinse well dry off with a cloth. Apply a little baby oil to a clean dry cloth and rub over the sink surface. Initially this was repeated for a few days, thereafter every couple of months. It is important to wipe the sink down after use to prevent a further build up of stains.

Alternative Solutions to Removing Stains that have been used in the past.

- a) Dilute a dishwasher tablet in a bowl of very hot water, 3/4 fill the sink bowl with very hot water, add the dishwasher solution to the sink and leave for a few hours.
- b)
 1. Fill both bowls with a solution of warm water diluted with bleach (A cup full of bleach in around 10 litres of water). DO NOT ALLOW RAW BLEACH TO COME IN CONTACT WITH THE SINK. This should be left for a few hours, tannins will generally bleach out.
 2. Following this the entire sink surface needs to be scoured vigorously with a scotchbrite pad and cream cleaner, this will not be a quick fix and may need to be carried out a few times to remove the surface deposits.
 3. Do not use raw bleach (either to clean the sink or let it soak in the sink).
- c) Mix 1 part of vinegar with 3 parts of water and apply and leave overnight.

Additional Information

Strong alkalis like ammonia and caustic soda, caustic paint strippers, paint brush cleaners and neat chemical descaling agents should be kept away from your sink, as prolonged exposure to them may dull the surface.

Plastic washing up basins should not be used with the sink as small particles of the plastic basin may wear and become embedded into the surface of the sink causing a discolouration effect. Your sink can withstand high temperatures for a short period of time without marking. However, it is better to avoid putting very hot pans directly onto the sink for prolonged periods as the pans may leave a mark on the surface of the sink.

(rubbing hard on the surface of then sink). Work on this for a few minutes (sometimes it can take longer to remove really stubborn stains). On completion rinse the sink with water and dry with a soft cloth. (Do not use a steel wool in place of a scourer sponge as minute particles of the steel wool may become embedded in the surface of the sink).

If the stain is still visible after the above

1. Apply a limescale remover per manufacturer's instructions and clean the sink using a scourer sponge (cleaning in circular motions). When using the scourer sponge use considerable force (rubbing hard on the surface of then sink). Sometimes it takes more than one application to remove really stubborn stains. On completion rinse the sink with water and dry with a soft cloth. (This is what we recommend for hard water areas where limescale forms on the surface of the sink, but it may be used for other types of stubborn staining).

The products mentioned above are also the standard products we would recommend for cleaning granite composite sinks on an ongoing basis.

Cleaning don'ts

- Do not use brushes with metal bristles or steel wool.
- Do not use acids.
- Do not use drain cleaner in your sink.
- Do not dispose of any building waste or use any contractor cleaning products in your sink. * Please ensure that when renovating, that your sink is properly covered and protected from all building material and contractor cleaning products.

Storage of products

Product research has proven that certain household products which may be stored underneath a sink, can lead to damage of the sink's base. Chlorine is the major culprit and can be found in: chlorine for swimming pools; household bleach; bathroom cleaning products such as toilet cleaners, mildew treatments and tile cleaners; kitchen cleaning products - especially liquid cleaners; powders for dishwashers and laundry detergents. Preserve the life and beauty of your sink by storing these products away from the sink area in a well ventilated cupboard that is preferably child-proof.



WARRANTIES

FRAGRANITE SINKS

5 years against manufacturing defects.

STAINLESS STEEL DOMESTIC KITCHEN SINKS

25 years against corrosion from date of purchase (*except SA94 sink).

STAINLESS STEEL SA94 SINK AND ECONOMY PREPARATION BOWL

2 years against manufacturing defects.

ACCESSORIES (Waste Fittings, Cutting boards, Baskets etc):

1 year against manufacturing defects.

WASTE DISPOSERS

2 years against manufacturing defects.

Find our full Warranty Policy on our Franke South Africa website www.franke.co.za under Support.



031 001 5000 (Option 2 for Warranty, then option 2 again for Kitchen Systems)



KS-aftersales.za@franke.com

KITCHEN SINK MIXERS

Body – 10 years against manufacturing defects;

Cartridge – 2 years against manufacturing defects.

**Excludes chips and scratches on coloured mixers

WASH TROUGHS

5 years against corrosion from date of purchase

(*except Economy Wash Trough).

ECONOMY WASH TROUGH

12 months against manufacturing defects.

FRANKE TABLET APP & REVIT

Download the **Franke Tablet App!**

**DOWNLOAD THE
FRANKE TABLET APP**



Revit Files are available on our Franke product range. To request a copy of these files please contact your nearest Franke Sales office.



**DOWNLOAD APP
FOR ANDROID**



**DOWNLOAD APP
FOR APPLE**

How to use the QR Code:

1. Click on the QR Code icon to open the application on your tablet. For example, if you have NeoReader installed, click on the NeoReader icon.
2. Place your tablet's camera over the QR code (2d barcode) so it fits on your screen
3. Your tablet will 'decode' the barcode and the content will be displayed on the screen

FRANKE SOUTH AFRICA

CALL CENTRE

Tel 031 001 5000

HS-enquiry-fsa.za@franke.com

www.franke.co.za

DURBAN

1194 South Coast Road,
Mobeni, Durban, 4092.
South Africa
Tel +27 31 450 6300

GAUTENG

82 Morkels Close,
Unit B, Capital Hill
Halfway House
Midrand, 1685
South Africa

CAPE TOWN

Unit 1, Gold Street,
Northgate Business Park, Northgate Estate,
Cape Town, 7405
South Africa

DISCLAIMER

The information and dates supplied in this brochure are based on the information believed to be reliable, however are not binding and inaccuracies may occur. Franke reserves the right to change Specification and design at any time without notice.

© 2022 by Franke South Africa. All rights reserved under the Copyright Act of 1987 with the amendments. Reproduction of any of the content, full or partial, is allowed only with prior written approval of Franke South Africa. No reasonable requests will be refused provided the conditions as laid out are met.



FSA2208

FRANKE