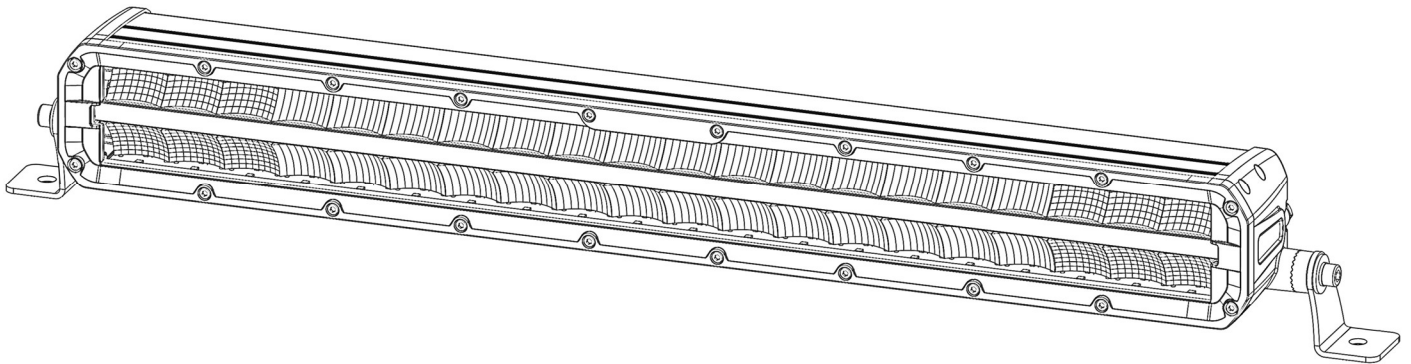




22" Combo + Accent Light Bar

WP ITM. LM534433

Care & Use Instructions



Important, retain for future reference:
Read carefully

WARNINGS

IMPORTANT SAFETY INSTRUCTIONS

- SAVE THESE INSTRUCTIONS – This manual contains important safety and operating instructions.
- Before using this product, read all instructions and cautionary markings.
- Do not expose the bare wires to rain, moisture, or snow.
- Use of an attachment not recommended or sold by the manufacturer may result in a risk of fire, electric shock, or injury to persons.
- Do not operate with damaged Light Bar – replace it immediately.
- Do not operate the Light Bar if it has received a sharp blow, been dropped, or otherwise damaged in any way; take it to a qualified serviceperson.
- Do not disassemble the Light Bar; take it to a qualified serviceperson when service or repair is required. Incorrect reassembly may result in a risk of electric shock or fire.
- To reduce risk of electric shock, disconnect the Light Bar before attempting any maintenance or cleaning. Turning off controls will not reduce this risk.

CAUTIONS

1. Do not install or use product if it, in any way, impairs the safe operation of your vehicle.
2. Follow manufacturer's instructions to ensure the product is properly and safely installed.
3. Check your state or provincial laws before installing. Vehicle owner must comply with all applicable laws.
4. This product is intended for off-road purposes. Manufacturer and Seller assume no liability for installation or use, which are solely the responsibility of the purchaser.
5. This product is not DOT approved and is designed and intended for off-road uses only.
6. The Manufacturer and Seller are not responsible or liable for consequential, incidental, or indirect damages, whether to person or property, resulting from the installation or improper use of this product.

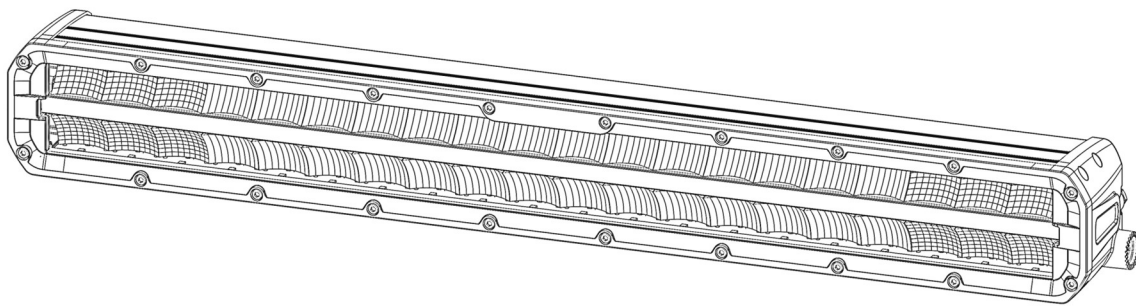


WARNING: This product can expose you to chemicals including Di(2-ethylhexyl)phthalate (DEHP) and Diisononyl Phthalate (DINP), which are known to the State of California to cause cancer and birth defects or other reproductive harm. For more information go to www.P65Warnings.ca.gov.

SPECIFICATIONS

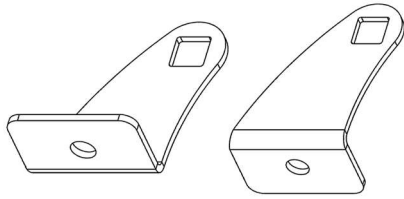
Beam Pattern:	Combo (Spot + Flood Beam)
Raw Lumens:	12000LM
Effective Lumens:	4360LM
No. of LED Chips:	40 White / 33 Amber
LED Lifespan:	50,000 Hours
Color Temperature:	6500K Daylight White / 1800K Amber
Watts:	100W
Amps:	8.3A
Operating Voltage:	12V DC
Operating Voltage Range:	12V-24V DC
IP Rating:	IP67 Dust & Waterproof
Wire Gauge:	16AWG (Red & Black Wires) / 20AWG (Yellow Wire)

PACKAGE INCLUDES

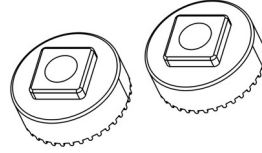


1 x 22" Light Bar


Installation Kit:



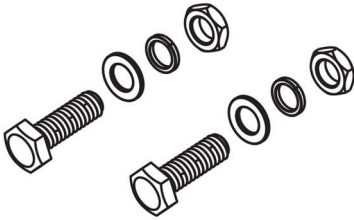
1 x Mounting Bracket Set



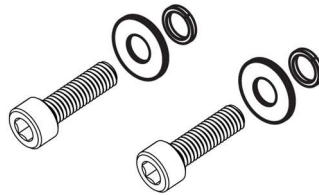
2 x Adjustment Discs



1 x Allen Key



2 x M8 Hex Head Screws (L25)
2 x M8 Washers
2 x M8 Spring Washers
2 x M8 Nuts



2 x M6 Hex Socket Head Screws (L25)
2 x M6 Washers
2 x M6 Spring Washers

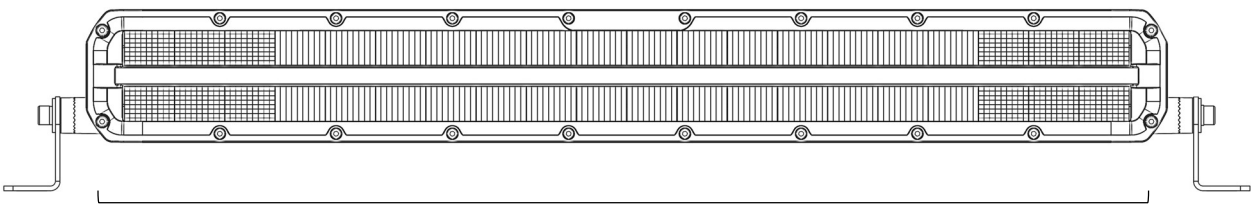
RECOMMENDED TOOLS & MATERIALS (NOT INCLUDED)

- 3/8" Drill bit
- Wire strippers / cutters
- Ratchet & sockets / wrenches
- Wire extension (see AWG in Specifications)
- Connectors (crimp, heat shrink, quick splice)
- Cable ties
- Wire looms
- Grommets
- Non-conductive electrical tape
- 40A Relay (AC534117, sold separately)
- Wiring Harness (AC534371, sold separately)
- Power Hub (LM534438, sold separately)

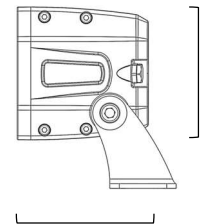
BEFORE INSTALLATION

1. Draw a diagram of where you want to install the light, where the wires will run, where the relay and switch will be installed.
 - This will help you determine the amount of wiring you will need. Measure at least twice.
 - It will also help you determine where to permanently mount relay, switch, or power hub.
2. Electrical Ratings
 - Determine amperage requirements for the light ($\text{Amps} = \text{Watts/Volts}$).
 - Use the correct fuse. The fuse rating should be higher than the total current draw of the light to protect against surges or shorts.
3. Relay Requirements
 - Use a relay for high amperage. If the light draws more than 10 amps, use a relay to safely switch the higher current. The relay acts as a switch, allowing a low-current circuit to control a high-current circuit without running high current through the switch itself.
4. Battery & Alternator Capacity
 - Ensure your vehicle's battery and alternator can handle the additional load from the light without draining the battery or overloading the alternator. Consider upgrading if your electrical system is already heavily loaded.

DIMENSIONS & MOUNTING



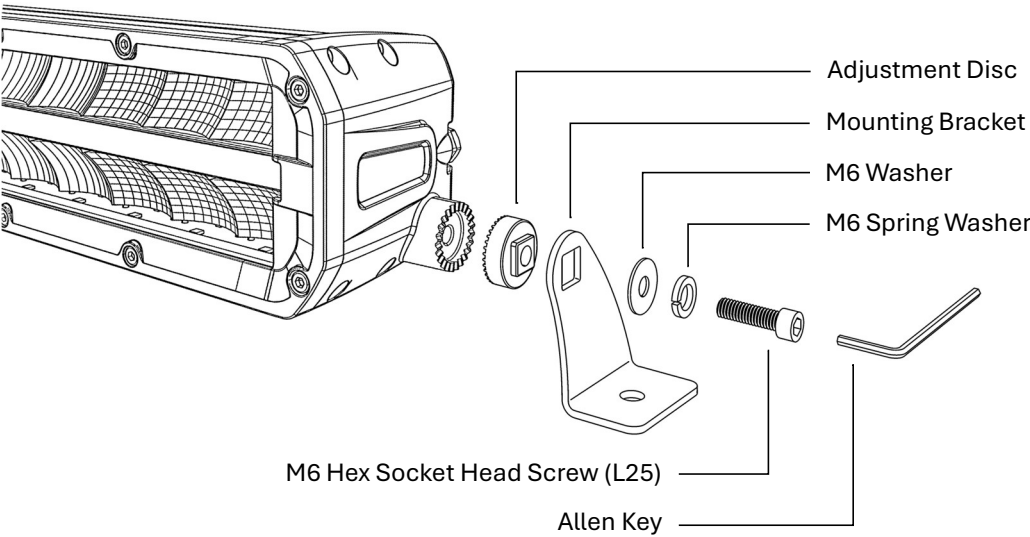
22.7" / 576.5mm



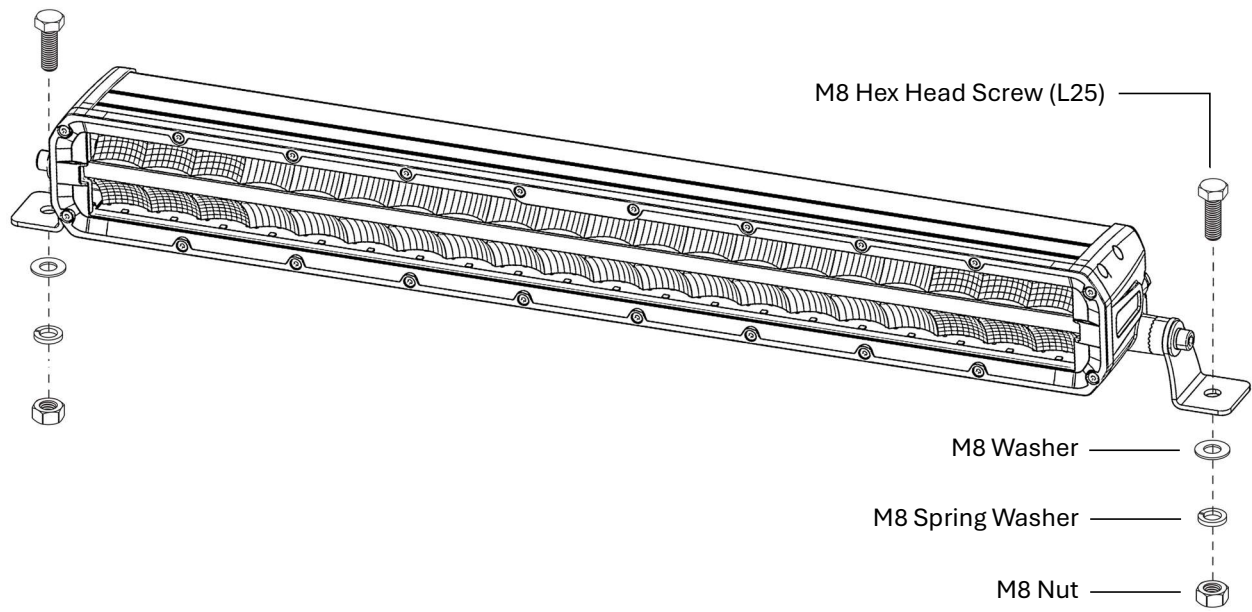
2.78" / 70.59mm

2.73" / 69.3mm

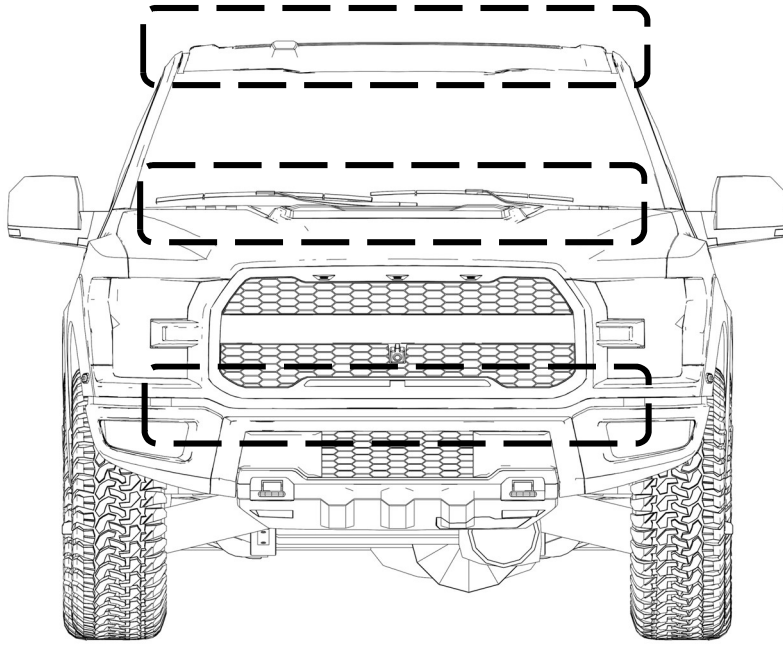
1



2



RECOMMENDED MOUNTING LOCATIONS



MOUNTING OPTIONS

Option A - Direct To Vehicle

- This method will require drilling directly into your vehicle. Select a sturdy, secure location. See drill bit requirements in Specifications.

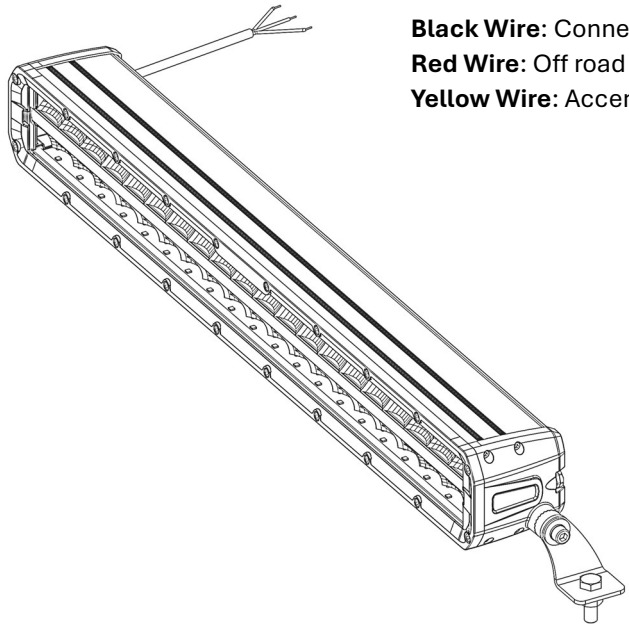
Option B - Third-Party Universal / Custom Mounting Brackets (Not Included)

- Ensure mounting brackets are appropriate for your light size.

Option C - Third-Party Universal Clamp-On Light Mounts (Not Included)

- Ensure clamp-on mounts are appropriate for your light size.

WIRING



Black Wire: Connect to ground (-)

Red Wire: Off road light, connect to 12V power source (+)

Yellow Wire: Accent light (Amber), connect to 12V power source (+)

Option A - Direct To Battery

- This will require appropriate positive and negative extension wire gauge. See Specifications for this light's AWG.
- Additional part requirements: In-line fuse holder, ring terminals, and switch for manual light control.
- Recommendation: TYPE S 12V 40A Relay (AC534117, sold separately)

Option B - Wiring Harness (AC534371, Sold Separately)

- Wire to a wiring harness with built-in relay and fuse.
- See the TYPE S 2 Wiring Harness (AC534371, sold separately).

Option C - Power Hub (LM534438, Sold Separately)

- This option is ideal for powering and controlling more than 2 lights.
- See the TYPE S Lynx 8, an 8-Switch Panel & Power Hub (LM534438, sold separately).

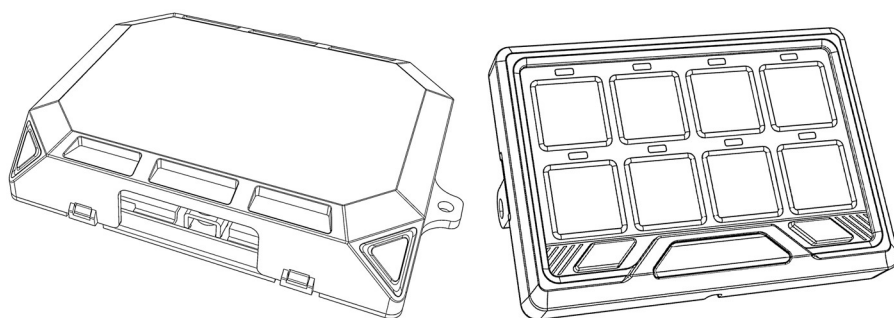
NOTE: Lynx 8 will allow you to individually control the amber accent light with its own dedicated switch.

TIPS

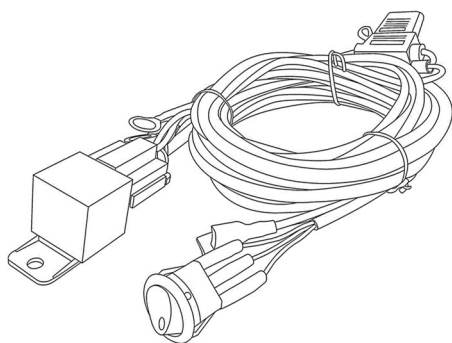
- Test light before finalizing installation.
- Use cable ties to secure loose wiring. Stay away from sources of heat and moving parts.



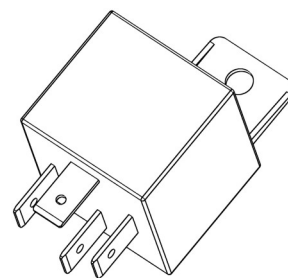
OPTIONAL ACCESSORIES



Lynx 8
8-Switch Panel & Power Hub
(LM534438, sold separately)



2 Wiring Harness
(AC534371, sold separately)



12V 40A Relay
(AC534117, sold separately)

Visit www.typesauto.com for more information on where you can purchase additional accessories.

WARRANTY

TYPE S LIMITED WARRANTY

TYPE S warrants, to the original purchaser, that its products are free from defects in material and workmanship for 2 years from the date of original purchase. Where permitted by law, TYPE S's liability shall be limited to that set forth in this limited express warranty. This limited express warranty shall be the exclusive remedy of the purchaser and TYPE S makes no other warranty of any kind aside from the limited express warranty stated above.

NOTE: Warranty only applies for North American customers of purchases made in North America.

CONDITIONS OF WARRANTY

If during the 2-year warranty period your new product is found to be defective, TYPE S will repair such defect, or replace the product, without charge for parts or labor subject to the following conditions:

1. All repairs must be performed by TYPE S.
2. All warranty claims must be accompanied by a copy of the sales receipt or bill of sale.
3. The equipment must not have been altered or damaged through negligence, accident, improper operation, or failure to follow the product instructions for installation, use, or care.
4. The replacement of parts is excluded from the warranty when replacement is necessary due to normal wear and tear.
5. Repair or replacement parts supplied by TYPE S under this warranty are protected only for the unexpired portion of the original warranty.
6. This is a "repair or replace" warranty only, and does not cover the costs incurred for the installation, removal or reinstallation of the product, or damage to any mobile phone device or vehicle.

OWNER'S RESPONSIBILITIES:

TYPE S will make every effort to provide warranty service within a reasonable period of time. SHOULD YOU HAVE ANY QUESTIONS ABOUT SERVICE RECEIVED OR IF YOU WOULD LIKE ASSISTANCE IN OBTAINING SERVICE, PLEASE CALL TOLL FREE 1.866.294.9244 DURING REGULAR BUSINESS HOURS MONDAY THROUGH FRIDAY 8:00 AM TO 5:00PM.

NOTE: Toll Free # is for North America Customers ONLY. See Customer service section for customer contact numbers for other regions/offices.

For customer service and technical support, please call us at 1.866.294.9244. If at that time it is determined that a replacement unit is needed, the support representative will issue a Return Authorization and instruct on how to get a new unit. TYPE S makes no other warranty of any kind aside from the limited express warranty stated herein.

DISCLAIMER OF WARRANTIES, INCLUDING WARRANTY OF MERCHANTABILITY AND WARRANTY OF FITNESS FOR PARTICULAR PURPOSE: EXCEPT AS SPECIFICALLY SET FORTH HEREIN, NO WARRANTY OR REPRESENTATION, EXPRESS OR IMPLIED, IS MADE AS TO THE LIGHT BAR. EXCEPT AS EXPRESSLY SET FORTH HEREIN, TYPE S AND/OR ITS AFFILIATES EXPRESSLY DISCLAIMS, WITHOUT LIMITATION, ANY STATUTORY WARRANTIES AND ALL IMPLIED WARRANTIES, INCLUDING ANY IMPLIED WARRANTY OF MERCHANTABILITY OR FITNESS FOR A PARTICULAR PURPOSE.

TYPE S and/or its affiliates are not responsible for a user's intended or actual use of the Light Bar. In no event shall TYPE S and/or its affiliates have any liability for any losses (whether direct or indirect, in contract, tort or otherwise) incurred in connection with the Light Bar, including but not limited to damaged property, personal injury and/or loss of life. Neither shall TYPE S and/or its affiliates have any liability for any decision, action taken based on relying on the stability or performance of the Light Bar. TYPE S and/or its affiliates, the manufacturer, distributor and seller shall not be liable for any injury, loss or damage, incidental or consequential, arising out of the use or intended use of the product.

FCC COMPLIANCE STATEMENT:

This device complies with Part 15 of the FCC rules. Operation is subject to the following two conditions: (1) This device may not cause harmful interference, and (2) this device must accept any interference received, including interference that may cause undesired operation.

WARNING: Changes or modifications to this unit not expressly approved by the party responsible for compliance could void the user's authority to operate the equipment. The manufacturer is not responsible for any radio or TV interference caused by unauthorized modifications or change to this equipment. Such modifications or change could void the user's authority to operate the equipment.

NOTE: This equipment has been tested and found to comply with the limits for a Class B digital device, pursuant to part 15 of the FCC Rules. These limits are designed to provide reasonable protection against harmful interference in a residential installation. This equipment generates uses and can radiate radio frequency energy and, if not installed and used in accordance with the instructions, may cause harmful interference to radio communications. However, there is no guarantee that interference will not occur in a particular installation. If this equipment does cause harmful interference to radio or television reception, which can be determined by turning the equipment off and on, the user is encouraged to try to correct the interference by one or more of the following measures:

- Reorient or relocate the receiving antenna.
- Increase the separation between the equipment and receiver.
- Connect the equipment into an outlet on a circuit different from that to which the receiver is connected.
- Consult the dealer or an experienced radio/TV technician for help.

Apple CarPlay is trademark of Apple Inc.
Android Auto is trademark of Google LLC.

22" Combo + Accent Light Bar

LM534433

Responsible Party:

TYPE S

2975 Red Hill Ave., Ste. 100,
Costa Mesa, CA 92626, U.S.A.

Tel: 1.866.294.9244



A Horizon Brands Company
2975 Red Hill Ave., Ste. 100,
Costa Mesa, CA 92626, U.S.A.
1.866.294.9244 | info@typesauto.com
©2024 TYPE S. All rights reserved.
www.typesauto.com

Made in China

ML-534433_V1