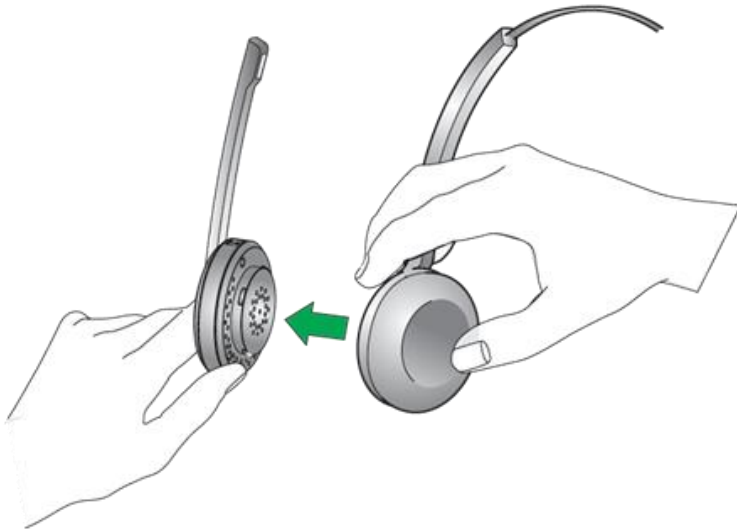


## How do I change the battery for my Jabra PRO 9400 Series headset?

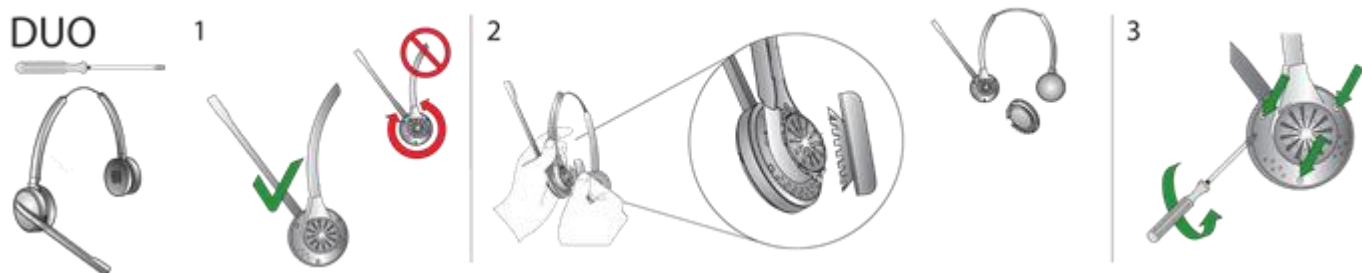
To change the battery you need the Jabra PRO 9400 battery change kit, which includes a battery and a small screwdriver.

1. Remove the headband from your headset.


Jabra PRO 9450 Mono / Jabra PRO 9460 Mono / Jabra PRO 9470 Mono:



Jabra PRO 9450 Duo / Jabra PRO 9460 Duo / Jabra PRO 9465 Duo:



2. Unscrew the headset cover.



3. Gently remove the battery and replace it with the new one.

