


Infinix

HOT 50 Pro+

X6880 User Manual(D&I)



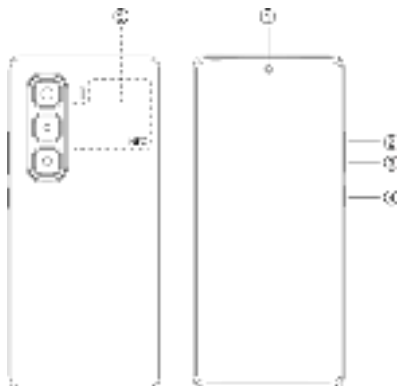
Exploded diagram specification



1	OLED	2	LCM HEAT FILM
3	MIDDLE FRAME COMPONENT	4	13M CAMERA
5	50M CAMERA	6	2M CAMERA
7	FPCA_POST-LIGHT PERCEPTION	8	MAIN BOARD
9	RECEIVER	10	COAXIAL CABLE
11	FORESIGHT GROUNDING COPPER FOIL	12	SIDEKEY FPC
13	MATHERBOARD HEAT FILM	14	BL-49UX_4900mAh_CB_ATL
15	RE_M_CAM GROUNDING COPPER FOIL	16	PROACTIVE DUSTPROOF MYLAR
17	UPPER BRACKET	18	2M CAMERA RUBBER
19	CAMERA TRIM	20	SCREW M1.4 L3.0
21	RE-CAM COMPOSITE PANEL TRIM	22	BATTERY COVER
23	RE-MAIN CAMERA LENSE	24	RE-SECONDARY CAMERA LENSE
25	LIGHT-SENSITIVE LENSE	26	LOW-SPEAKER HEAT

			DIS-FILM
27	LOWER BRACKET	28	SCREEN FPC BTB SILICONE SHEET
29	SMALL PLATE BTB SILICONE SHEET	30	SMALL PLATE PRESSING FOAM
31	STEEL INJECTION MOLDED TRAY	32	SCREEN FPC GROUNDING CON-FOAM
33	LOWER HORN	34	SCREEN FPC SEALANT SLEEVE
35	MOTOR	36	FINGERPRINT MODULE
37	TYPE C USB RUBBER	38	SUB BOARD

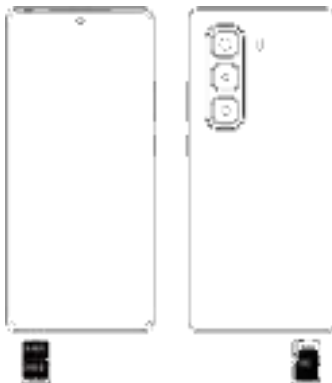
Know your phone



1. Front camera
2. Volume + button
3. Volume - button
4. Power button
5. NFC

SIM/SD card installation

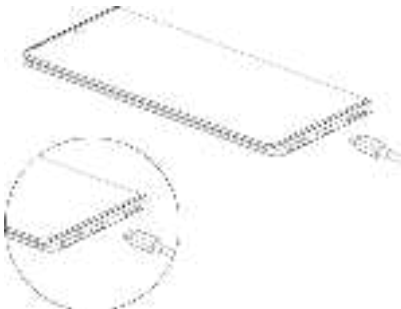
1. Power off your phone.
2. Refer to the following picture for SIM/SD card installation.



Charging the phone

You can charge your phone with a charger or by connecting it to a computer using a USB cable (comes with the phone).

Use only Infinix chargers and cables. Other chargers or cables may damage the phone and invalidate its warranty.



FCC Caution

1、 This device complies with Part 15 of the FCC Rules. Operation is subject to the following two conditions:

(1) This device may not cause harmful interference.

(2) This device must accept any interference received, including interference that may cause undesired operation.

2、 Any changes or modifications not expressly approved by the party responsible for compliance could void the user's authority to operate the device.

Information to the user.

Note: This device has been tested and found to comply with the limits for a Class B digital device, pursuant to part 15 of the FCC Rules. These limits are designed to provide reasonable protection against harmful interference in a residential installation. This device generates, uses and may radiate radio frequency energy and, if not installed and used in accordance with the instructions, may cause harmful interference to radio communications. However, there is no guarantee that interference will not occur in a particular installation. If this device does cause harmful interference to radio or television reception (able to be determined by turning the device off and on), the user is encouraged to try to correct the interference by one or more of the following measures:

- Reorient or relocate the receiving antenna.

- Increase the separation between the device and receiver.

- Connect the device to an outlet on a circuit different from that to which the receiver is connected.

- Consult the dealer or an experienced radio/TV technician for help.

Specific Absorption Rate (SAR) information:

This mobile phone meets the government's requirements for exposure to radio waves. The guidelines are based on standards developed by independent scientific organizations through periodic and thorough evaluation of scientific studies. The standards include a substantial safety margin designed to assure the safety of all persons regardless of age or health.

FCC RF Exposure Information and Statement. The SAR limit of USA (FCC) is **1.60** W/kg averaged over one gram of tissue. Device types: **X6880** (FCC ID: **2AIZN-X6880**) has also been tested against this SAR limit. The highest SAR value reported under this standard during product certification for use at the ear is **0.71** W/kg and when properly worn on the body is **0.83** W/kg.

Body-worn Operation

This device was tested for typical body-worn operations. To comply with RF exposure requirements, a minimum separation distance of **1.0 cm** must be maintained between the user's body and the handset, including the antenna. Third-party belt-clips, holsters, and similar accessories used by this device should not contain any metallic components. Body-worn accessories that do not meet these requirements may not comply with RF exposure requirements and should be avoided. Use only the supplied or an approved antenna.

For DTS patents, see <http://patents.dts.com>. Manufactured under license from DTS Licensing Limited. DTS, the Symbol, & DTS and the Symbol together are registered trademarks or trademarks of DTS, Inc. in the United States and/or other countries. © DTS, Inc. All Rights Reserved.



Operating System: Android™
Android is a trademark of Google LLC.