

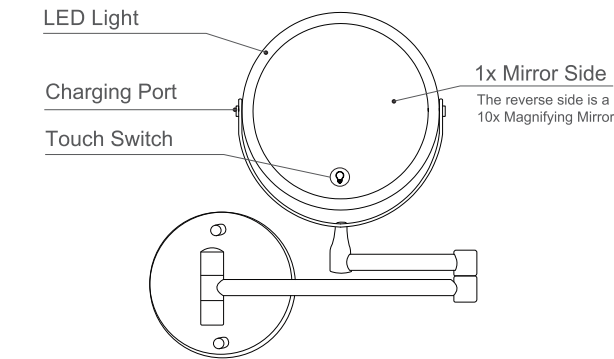
Makeup Mirror Instruction



Precautions and Warnings

1. To protect yourself from the risk of electric shock, do not put the power cord, plug or body into water or any other liquid.
2. Keep the use in 0-45 °C environment. Do not allow power cord products to come near hot surfaces.
3. Please turn off the light before cleaning the mirror.
4. Please do not continue to use the product after it has been damaged.
5. Please do not allow children to play with the product.

Structure Instruction



Accessories

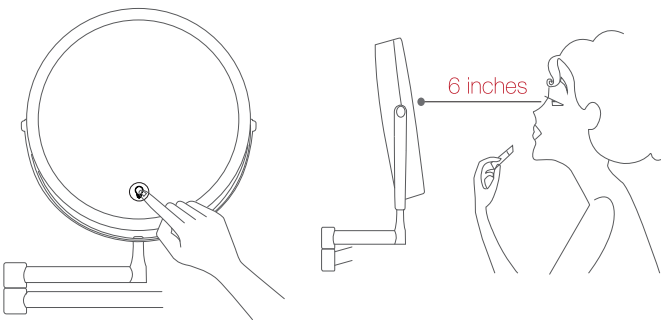


Using Instruction

- Make sure the battery is charged fully.
- Short touch switch to turn on the light.
- Long touch switch to adjust the brightness.
- Keep a distance of 6 inches when using a magnifying mirror.

How to switch between different lights?

- ① Press the switch for the first time, the light will turn on and stay cool white.
- ② Press the switch for the second time, the light will switch to warm white.
- ③ Press the switch for the third time, the light will switch to natural white.
- ④ Press the switch for the fourth time, the light will turn off.
- ⑤ Long press the touch switch to adjust the brightness under each light.

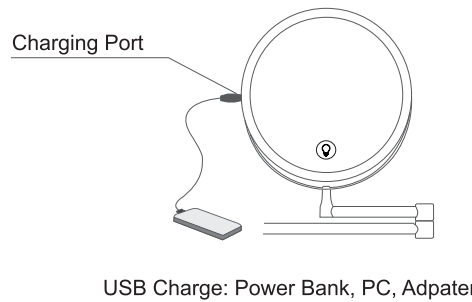


Charging Tips

- The light will turn red when charging, and it will turn green when fully charged.
- For security, please use the genuine adapter.

Charging Method

- Connect the USB cable to the PC, Power Bank or Adapter.
- Plug in the USB cable to the mirror as follow.
- Normally, it will take 5 hours to charge.



Specification

Model: MM-N	Mirror Dia: 8 Inch
Material: Metal	Lighting Color: Cool/Warm/Natural
Features: Stepless Dimming	LED Beads: 46PCS
CCT: 6000K	Power Supply: Rechargeable Battery

Features

- High CRI, Show Clear
- Touch Switch
- Stepless Dimmable
- 3 Color Lighting
- Rechargeable
- Brightness Memory

Installation Method

