

# Instruction manual

## RANSHOU

### Multi purpose Gardening scissors 180mm

#### ■ Product introduction

---

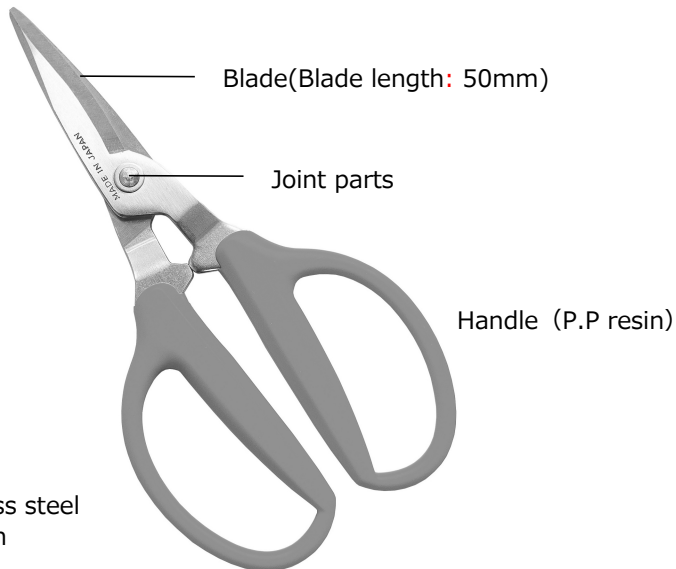
It can be used for various purposes such as cutting strings and hoses, cutting wires, harvesting fruit trees, and harvesting vegetables.

#### CAUTION

- Do not use on materials that exceed the cutting capacity.
- Do not remodel or use it for anything other than its intended purpose.
- Do not point the cutting edge to people and animals.
- Check the product for rattling or damage before use.
- Wear safety goggles and gloves when working.
- Do not touch the cutting edge directly as with bare hands.
- When not using it, be sure to store it without the cutting edge out.
- Keep out of reach of children.

#### ■ Parts introduction

---



#### ■ Material

Blade:Stainless steel  
Grip: P.P resin

## ■ Blade cutting capacity

---

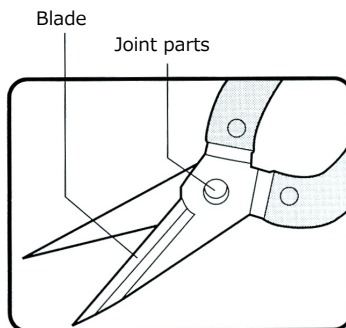
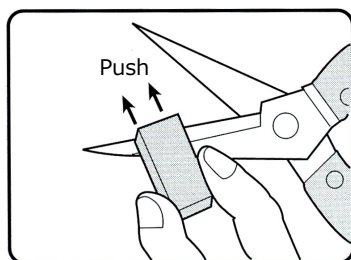
Rope / (approx. 12 mm)、 aluminum wire / copper wire (approx. 2.5 mm),  
mild steel wire (approx. 1.5 mm)



Multi purpose scissors for various purposes such as pruning vegetation, cutting strings and hoses, and cutting thin plastic plates and wires.

## ■ How to sharpen the

---



Hold the whetstone in your hand, keep it at a certain angle, and sharpen it by pushing it out in the direction of the arrow. Finally, lightly sharpen the back of the blade once or twice to remove the burr. **※Do not sharpen the serrated blade.**

## ■ Care and maintenance

---

- After use, wipe off the dirt with a dry cloth and wipe the blade with a cloth soaked with cutting oil.
  - Keep the blade in a dry place as it is easy to rust.
- 



1-2-50 Suguecho, Sanjo City, Niigata Prefecture, Japan

E-mail: [info@sgsupport.jp](mailto:info@sgsupport.jp)

URL: <https://www.sgsupport.jp/>

MADE IN JAPAN