


This is a legacy product document supported by Resideo. This product is no longer manufactured.

T8205B,C; TS8205B,C; T8205A/TS8205A; Q8205A-C Electronic Pool, Spa Control Systems Control Modules, Setpoint Panels and Sensor Assembly




TS8205A Control Module



Q8205A Setpoint Panel



TS8205B Control System



T8205C Control System

The T8205B,C and TS8205B,C Electronic Pool and Spa Control Systems are used in pool, spa, and hot tub applications to control water temperature. T8205B,C and TS8205B,C Control System components include a T8205A or TS8205A Control Module and Q8205A-C Setpoint Panel. The Sensor Assembly is purchased

separately. T8205A/TS8205A Control Modules and Q8205A-C Setpoint Panels can be purchased separately for mounting flexibility. Q8205A-C Setpoint Panels can be remotely mounted in any convenient location.

Controls return water using solid state electronics potted in a moisture and chemical resistant package.



STANDARD FEATURES

- T8205A low-voltage control module requires 24 Vac power supply. TS8205A is used in a mV self-generating system.
- Controls within 1.5°F (0.8°C) at setpoint of 106°F (41°C).
- Combination of 1/4 in. and 3/16 in. quick connect terminals provide ANSI miswiring compliance.
- Isolated relay contacts in electronic control modules operate gas control or ignition module.
- Potted electronic module, resistant to water and chemicals, normally found near pool and spa applications.
- Plastic potentiometers and selector switches provide increased protection from humidity and chlorine.
- Electronic control module and setpoint panel packaged together to simplify installation.
- IAS Approved. Meets ANSI Standard Z21.23-1993.

OPTIONAL FEATURES

- Control module and setpoint panel available separately for remote mounting.
- LED indicators available for:
 - Pool-Off-Spa selection
 - Power
 - Heat On

SPECIFICATIONS

Electrical Ratings:

T8205 Power Supply: 18-30 Vac, 60 Hz.
T8205 Power Consumption: 3 VA at 24 Vac.
TS8205 Power Supply: 750 mV, dc.

Relay Contacts: Inductive: 2A full load,
10A locked rotor.
Resistive: 2A.

Temperature Setting Range:

61° to 106°F (16° to 41°C).

Setpoint Adjustment:

10K ohm, one-turn potentiometer.

Setpoint Accuracy:

±1.5°F (0.8°C) at 106°F (41°C).

Ambient Temperature Range at Module:

T8205: -40° to +175°F (-40° to + 80°C).

TS8205: 0° to 175°F (0° to 80°C).

Differential:

Not field adjustable. 1°F (0.7°C) maximum at 106°F (41°C), subtractive.

Sensor:

NTC thermistor sensor is imbedded in a copper bulb. Includes leadwires with 3/16 in. female quick connects.

Mounting:

T8205B,C, TS8205B,C Control Systems are mounted on the appliance through mounting holes on the device. Sensors are mounted directly into the header or in a well.

Important

T8205A, TS8205A Control Modules and Q8205A-C Setpoint Panels must be mounted allowing adequate electrical spacing according to approval agency requirements.

T8205A, TS8205A Control Modules mount on any suitable flat surface with adequate electrical spacing using no. 6 screws (obtained locally) through mounting holes.

Q8205A-C Setpoint Panels mount through holes on board using no. 6 screws (obtained locally).

T8205B,C 24 Vac Control Systems

Control System	Control Rating	Potentiometers	Switch Positions	LED On-Off	LED Terminal	N.C. Contacts
T8205B	24 Vac	1	On-Off	yes	yes	yes
T8205B	24 Vac	1	On-Off	no	no	no
T8205C	24 Vac	2	Pool-Off-Spa	no	no	no
T8205C	24 Vac	2	Pool-Off-Spa	no	yes	no
T8205C	24 Vac	2	Pool-Off-Spa	yes	yes	no
T8205C	24 Vac	2	Pool-Off-Spa	yes	yes	yes

TS8205B,C Millivolt Control Systems

Control System	Control Rating	Potentiometers	Switch Positions
TS8205B	750 mV	1	On-Off
TS8205C	750 mV	2	Pool-Off-Spa

T8205A /TS8205A Control Modules

Control Module	Control Rating	N.C. Contacts	LED Terminal
T8205A	24 Vac	optional	optional
TS8205A	750 mV	not available	not available

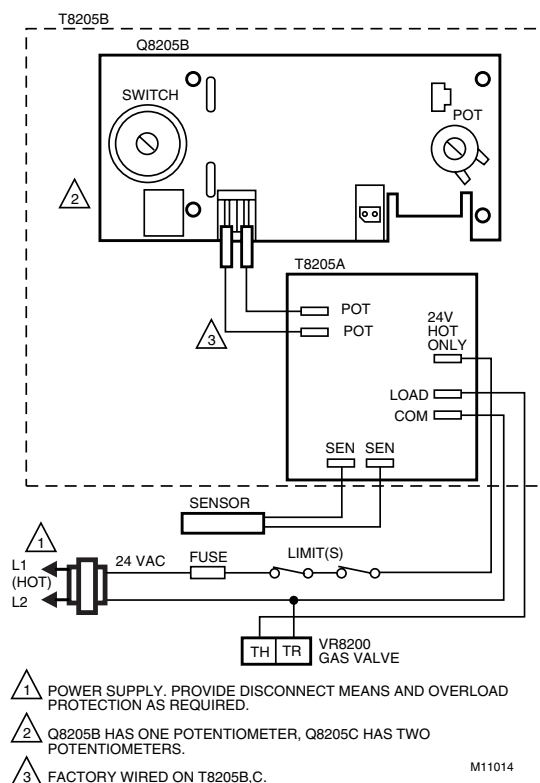
Q8205A-C Setpoint Panels

Panel	Potentiometers	Switch Positions	LED
Q8205A	1	none	none
Q8205B	1	On-Off	none
Q8205C	2	Pool-Off-Spa	optional

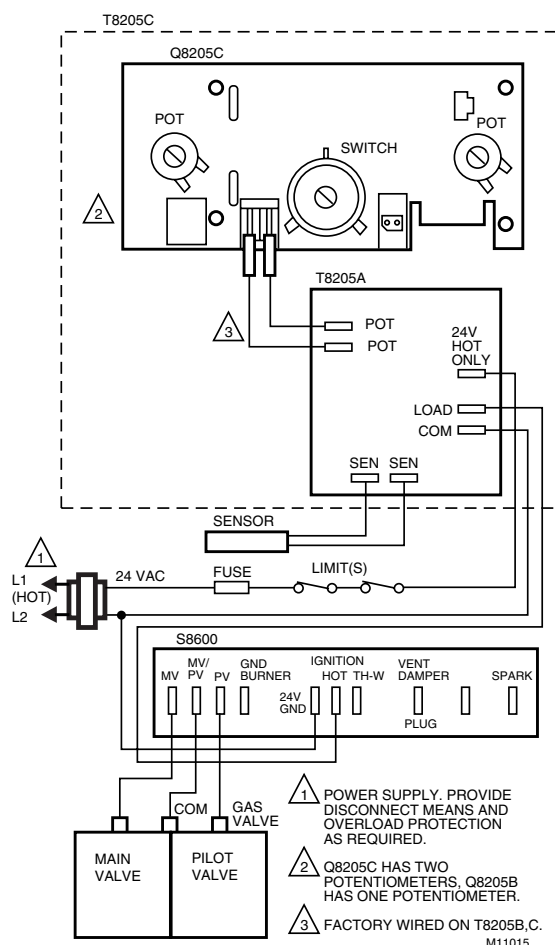
Sensors

Sensor	Termination	Lead Length	Diameter	Capsule Length	Mounting	Material
198799E	3/16 in. quick connect	42 in. (1067 mm)	3/8 in. (10 mm)	2 in. (51 mm)	Compression	Copper
198799H	3/16 in. quick connect	42 in. (1067 mm)	3/8 in. (10 mm)	2-5/8 in. (67 mm)	Spud	Copper
198799K	3/16 in. quick connect	42 in. (1067 mm)	3/8 in. (10 mm)	2 in. (51 mm)	Compression	Monel
198799R	3/16 in. quick connect	48 in. (1219 mm)	3/8 in. (10 mm)	3 in. (76 mm)	Compression	Copper
198799S	3/16 in. quick connect	96 in. (2438 mm)	3/8 in. (10 mm)	2-5/8 in. (67 mm)	Spud	Copper

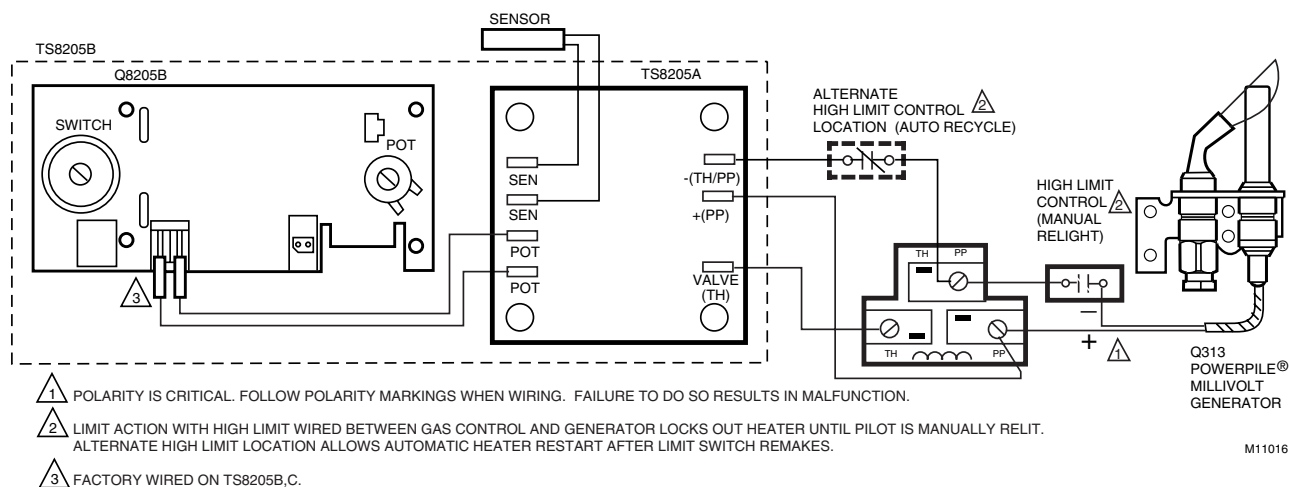
Typical System Wiring Diagrams



T8205B,C (TS8205B,C has similar wiring configuration) wired to 24V gas control to control water temperature in pool, spa, or hot tub (T8205B shown).



T8205B,C (TS8205B,C has similar wiring configuration) wired to ignition module to control water temperature in pool, spa, or hot tub (T8205B shown).



TS8205B,C wiring connections for high limit control (TS8205B shown).

Honeywell

Home and Building Control

Honeywell Inc.
Honeywell Plaza
P.O. Box 524
Minneapolis, MN 55408-0524

Home and Building Control

Honeywell Limited-Honeywell Limitée
155 Gordon Baker Road
North York, Ontario
M2H 2C9

Helping You Control Your World®

