




USER MANUAL
MODEL: TY-EA-03



 +1 (855) 620 5858



**Please scan QR code to
extend your WARRANTY**

✧ Thank you for choosing Trustech Air Cooler! ✧

Please take a few moments to thoroughly read it and start enjoying your cool summer!

Always here to help you !

For any questions or help, please email us: Support@trustechproducts.com



IMPORTANT SAFETY INSTRUCTIONS:

The manufacturer does not bear any responsibility for any damage from failure to comply with this product guide.

People with limited physical, visual, or mental abilities or lacking proper experience and/or knowledge should never use the device without the supervision of those responsible for their safety or those capable of assistance in using the device.



NOTE BEFORE USING

- If you don't use the item for a long time, please empty the water tank, turn the unit on, and set it to the highest fan speed for at least 4 hours before using.
- For best results, place the cooler fan on a higher surface like a table or countertop.
- Do not allow any foreign objects inside Air Cooler.
- Only use the original USB line supplied in the package.
- Works best in non-polluted areas. Large dust/dirt particles may reduce the lifetime of the unit.
- Use only clean water. If needed, use distilled water.



NOTE DURING USING

- If a water leak or spill occurs on the surface of the device, unplug Air Cooler and let it dry for 24 hours.
- Use only in dry locations. If using in a moist area or environment, take care not to get water on external of the product.
- Do not block the front and back grills of the device.
- Do not place items on top Air Cooler.
- Do not touch the power supply or power cord with wet hands
- Do not carry Air Cooler when filled with water. Some water may remain in the unit even if the tank is empty.
- Do not place the product at an angle.



NOTE AFTER USING

- The device can be switched off completely only when disconnected from the power supply.
- Do not place in direct sunlight for extended periods of time.
- Do not place Air Cooler near a heater or any electrical equipment.
- Do not place the device in passageways or high traffic areas where there is a possibility of tripping or knocking it over.

PARTS DESCRIPTION:





Support@trustechproducts.com



+1 (855) 620 5858



SPECIFICATION:





Model No:	TY-EA-03
Scope of application	40-60 cm
Noise level	50 dB at maximum air velocity
Product size	177x123.5x195 mm
Net weight	700 g
Power supply	5V DC, micro USB 2A
Power	5W
Tank capacity	500 ml for 8-10 hours

TIPS FOR USING COOLER:

- *Place Air Cooler on a raised such as a table, desk, or countertop. This is the best way to cool your personal area faster.
- *After filling up the water, please stop the cooler for three minutes to allow the filter element to fully absorb water and provide you with the coolest air.
- *We suggest you to sitting directly in front of the cooler to enjoy the cool air.
- * Even if the water tank is empty, the filter is still damp to cool the air.



USE & OPERATION:

1. Place the air cooler on a **flat surface** and be careful **not to tip it**, otherwise, the water will leak out.
2. Open the water tank cover and add water from **the water inlet**. We recommend using a pitcher or measuring cup. Pay attention to the water level, the water in the water tank must **never exceed the maximum water level**.
3. Power supply mode:
 - ① Connect the USB power cord w/ **5V 1A adapter** or the **USB port of the computer/power bank**;
 - ② Open the battery cover and put in 4xAAAs batteries to power the cooler.
4. Press  to turn on the cooler.
5. Press  to change the fan speed. We provide You **2 modes** to choose (Low and High mode). And the indicator LED display show you which speed Air Cooler is currently running.
6. Set timer by pressing , setting timer from 1-12hours.
7. Press  again to turn off the cooler.

Note:

1. We recommend running Air Cooler on High mode for at least 5 minutes before powering off to allow for drying.
2. After each use, we recommend that you take out the filter element separately and expose it to the sun to reduce odor.

CLEANING & MAINTENANCE:

1. Before cleaning the unit, please power off the unplug the appliance
2. To clean the surface, please use a damp cloth to remove dirt and dust. Do not swash the item with water.
3. Do not use corrosive detergent or solvent to clean the appliance to avoid any discoloration or damage.
4. When the product is not in use, please store the unit in a dry place and keep it away from direct sunlight.
5. It is recommended to clean the water tank and clean the inside of the unit weekly with clean water.
6. After each use, we recommend that you take out the filter element separately and expose it to the sun to reduce odor.



Support@trustechproducts.com



+1 (855) 620 5858

WARRANTY:

TRUSTECH warrants this product against defects in materials and/or workmanship under normal use for a period of ONE YEAR from the date of purchase by the original purchaser ("Warranty Period"). If a defect arises and a valid claim is received within the Warranty Period, at its option, TRUSTECH will either 1) repair the defect at no charge, using new or refurbished replacement parts, or 2) replace the product with a new product that is at least functionally equivalent to the original product, or provide a store credit in the amount of the purchase price of the original product. A replacement product or part, including a user-installable part installed in accordance with instructions provided by TRUSTECH, assumes the remaining warranty of the original product. When a product or part is exchanged, any replacement item becomes your property and the replaced item becomes TRUSTECH's property. When a store credit is given, the original product must be returned to TRUSTECH and becomes TRUSTECH's property. To obtain warranty service, e-mail TRUSTECH Limited Warranty Service at Support@trustechproducts.com. Please be prepared to describe the product that needs service and the nature of the problem.

This warranty does not apply to:

a) damage caused by failure to follow instructions relating to product' use or the installation of components; b) damage caused by accident, abuse, misuse, fire, floods, earthquake, or other external causes; c) damage caused by service performed by anyone who is not a representative of TRUSTECH; d) accessories used in conjunction with a covered product; e) a product or part that has been modified to alter functionality or capability; f) items intended to be periodically replaced by the purchaser during the normal life of the product including, without limitation, batteries or light bulbs; g) any product sold "as is" including, without limitation, floor demonstration models and refurbished items; or h) a product that is used commercially or for a commercial purpose.



Support@trustechproducts.com



+1 (855) 620 5858

CONTACT US:

Thank you for choosing TRUSTECH product.

If there is a defect arises during one year, please feel free to contact us to get your valid claim. To obtain warranty service, please your model and order of the product via:

✉ Support@trustechproducts.com

☎ +1 (855) 620 5858

Our usual response time is within 12 hours!

Scan to get vip service.



<https://trustech afterservice.vip>

Questions or Problems?

Tell us
We are here
to help with
our lifetime professional
100% satisfied service
within 12 hrs.



Support@trustechproducts.com