

Colour Changing Soothing Sounds Machine

K809 v01: 04/05/22

Please read and retain these instructions for future reference

vivadia



Technical details

Operating Voltage : 3.7V Dynamic
Current: Light off <200mA Light
on <400mA

Quiescent Current: 20uA

Speaker: $\Phi A=40\text{mm}$ 4 Ω 3 W

Power supply: Input DC 5V/1A

Accessories: 1x USB Charging cable

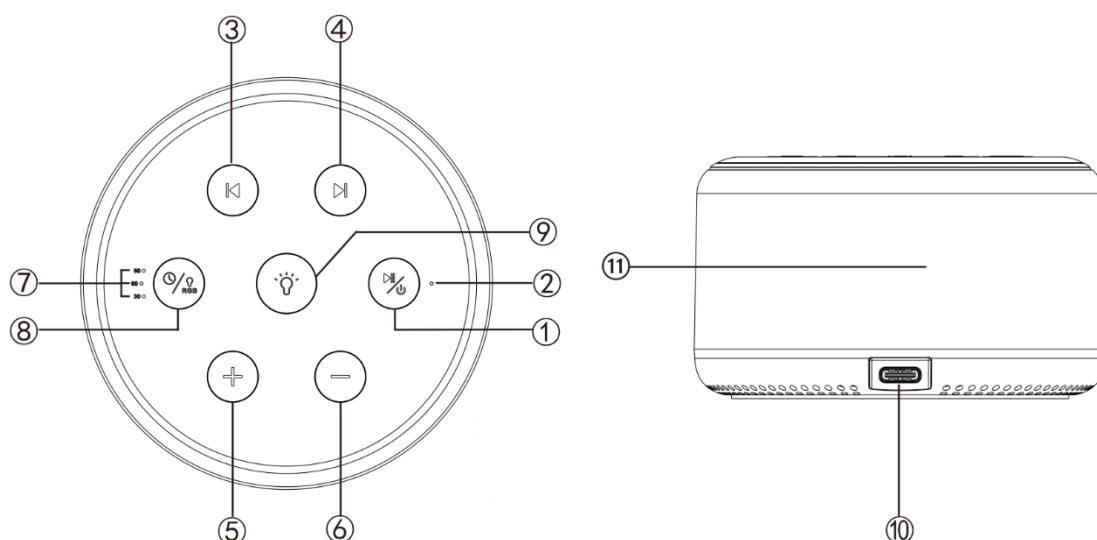
Dimensions

(H) 5.3 x (W) 9 x (L) 9cm

- SOOTHING SOUNDS MACHINE WITH 34 soothing sounds and 9 COLOUR CHANGING NIGHT LIGHT OPTIONS
- FEATURES:
- USB OPERATED
- BRIGHTNESS AND COLOUR CAN BE ADJUSTED in 3 levels
- 32 volume levels
- 5 LEVELS OF TIMING FUNCTION WHICH CAN BE SET FROM 15, 30, 60, 90, 120 MINUTES – max 10 hour continuous use
- POWER OFF
- MEMORY FUNCTION

Parts

- ① On/off button ② Power Indicator Light ③ Previous sound ④ Next Sound ⑤ Volume Up
⑥ Volume Down ⑦ Timer Indicator Light ⑧ RGB Light / Timer Button
⑨ Night Light / Brightness Switch ⑩ Type-C Power Port ⑪ Light



The Enterprise
Department

UK Head Office, 11 Bridge Street, Bishop's Stortford, CM23 2JU

Tel: 0844 4824400*, Fax: 01279 756595

www.coopersofstortford.co.uk

EU address: D.S.B. LD, 160 Bd. de Fourmies, 59100 Roubaix, France

Tel: (+44) 1279 701269

*UK Calls cost around 7 pence per minute plus your telephone company's network access.
Please check with your telephone supplier.

Colour Changing Soothing Sounds Machine K809 Instructions for Use










Please read and retain these instructions for future reference

v001: 04/05/22

Instruction manual:

Packed with 34 soothing sounds

- 1 Wind
- 2 Rainshed
- 3 Light Rain
- 4 Moderate Rain
- 5 Thunderstorm
- 6 Wave
- 7 Stream
- 8 Bird
- 9 Cricket
- 10 Frog
- 11 Fireplace
- 12 Campfire
- 13 Foetal Monitoring
- 14 Shush
- 15 Wall fan
- 16 Fan
- 17 Floor Fan
- 18 Coffee Shop
- 19 Handbell
- 20 Wind Chime
- 21 Steamship
- 22 Aircraft
- 23 Train
- 24 White Noise
- 25 Pink noise
- 26 Brown Noise
- 27 Clock
- 28 Buddha
- 29 Lullaby
- 30 Music Box
- 31 Trinkle Star
- 32 Moring
- 33 Fantasy
- 34 Cheerful

1. **Power on:** Long press  3-5 seconds.
2. **Play and switch on sound:** In the default power-on and sound play state and the Power light ② is on, long-press  to pause, press   to choose previous or next sounds. When the sound is on pause, press any button      to start playing.

**The Enterprise
Department**

UK Head Office, 11 Bridge Street, Bishop's Stortford, CM23 2JU

Tel: 0844 4824400*, Fax: 01279 756595

www.coopersofstortford.co.uk

EU address: D.S.B. LD, 160 Bd. de Fourmies, 59100 Roubaix, France





Tel: (+44) 1279 701269

*UK Calls cost around 7 pence per minute plus your telephone company's network access.
Please check with your telephone supplier.


Colour Changing Soothing Sounds Machine K809 Instructions for Use


Please read and retain these instructions for future reference


v001: 04/05/22

3. **Volume:** There are 32 volume levels, press   to increase or decrease the volume when the sound is playing, Long-press   to rapidly increase or decrease the volume.


4. Lighting function:

To turn on/off light: short-press ,

Light brightness control: Long-press  2-4 seconds to adjust the brightness of the light

Light colour control: Short-press  to switch on the light colour, the sequence of the light is:
1. Night light, 2. Red, 3. Green, 4. Blue, 5. Yellow, 6. Light blue, 7. Purple, 8. Changing Mode1(colourful),
9. Changing Mode 2(colourful)

5. **Timer function:** When there is no timing by default, the lights are displayed in an infinite loop playing.


Long-press  button, three timer functions can be set. The corresponding light ⑦ is on according to the set time, the machine will turn off automatically when the times up.

As shown below:

LED 1  on, countdown to 30mins,

LED 2  on, countdown to 60mins

LED 3  on, countdown to 90 mins

6. **Turn off:** when the machine is on, long press  3-5 seconds to turn it off.

7. **Battery charge:** Use the Type-C cable provided to connect the power adapter(not included), plug in the charging port ⑩ to charge lithium battery.

The Enterprise Department

UK Head Office, 11 Bridge Street, Bishop's Stortford, CM23 2JU

Tel: 0844 4824400*, Fax: 01279 756595

www.coopersofstortford.co.uk

EU address: D.S.B. LD, 160 Bd. de Fourmies, 59100 Roubaix, France

Tel: (+44) 1279 701269

*UK Calls cost around 7 pence per minute plus your telephone company's network access.
Please check with your telephone supplier.

Colour Changing Soothing Sounds Machine K809 Instructions for Use

Please read and retain these instructions for future reference

v001: 04/05/22

8. Power indicator status:


- Single blue light: Normal startup state (non-charging)
- Single blue light flashing: Low battery (non-charging)
- Single red light: battery charging (Not on, charging)
- Single green light: on standby/full battery((Not on, charging)
- Blue/red light simultaneously on: Normal on and charging status (Charging)
- Blue/green light simultaneously on: Normal standby status and full charged (charging)

9. Memory Function: Recording Last Use Status (Volume level, sound Sounds type, light colour and Turn-off time)

The last memory setting will be played by default.

FAQs:

1. **There is no sound after the power is switched on.** Please check if the battery is too low (Whether the power light ② blue light flashes or lights up) and connect power to try again.
2. **Can't charge.** Please connect the power supply, check whether the indicator light is working, refer to the indicator light ② status:
3. **Can't play sound.** Troubleshooting plan: Check if the power light ② is on blue.

If there is no blue light on, please press and hold the power switch button for 3 seconds  to restart the machine.

When the battery power is lower than 3.3V, the blue light of the machine status light will flash, and the sound will be played and the light will be on at the same time. The light will flash when the battery is low, which is a normal phenomenon. Plug in the charger and charge timely can prevent reoccurrence.

Precautions:

- No user serviceable parts.
- Keep dry.
- Keep away from heat.

Cleaning and Maintenance

- Wipe the surface with a soft wet towel. Do not wipe or clean the product with a corrosive detergents.

Power connection:

Insert the USB receiver into the energizing port and plug the other end into the power port.

This product is suitable for general USB interface line, which can be connected to mobile power supply,

**The Enterprise
Department**

UK Head Office, 11 Bridge Street, Bishop's Stortford, CM23 2JU

Tel: 0844 4824400*, Fax: 01279 756595

www.coopersofstortford.co.uk

EU address: D.S.B. LD, 160 Bd. de Fourmies, 59100 Roubaix, France

Tel: (+44) 1279 701269

*UK Calls cost around 7 pence per minute plus your telephone company's network access.
Please check with your telephone supplier.

Colour Changing Soothing Sounds Machine K809 Instructions for Use

Please read and retain these instructions for future reference



v001: 04/05/22

computer, ordinary and vehicle-mounted power supply, etc.

DISPOSAL

- Coopers of Stortford use recyclable or recycled packaging where possible.
- Please dispose of all packaging, paper, cartons, packaging in accordance with your local recycling regulations.
- Plastics, polybags – Contains the following recyclable plastic.



Code & Symbol	 PP	 OTHER
Type of Plastic	Polypropylene	Please Specify (includes ABS, Nylon)
Commonly used for	Microwaveable food containers, yoghurt pots, butter tubs, disposable plates and cups	CD's, crisp packets, various flexible packaging, baby bottles, sunglass lenses
Notes	Commonly recycled and collected from household recycling bins (packaging tape itself not recyclable but does not interfere with cardboard)	Not often or widely recycled

- At the end of the product's lifespan please check with your local council authorised household waste recycling centre for disposal.



The Enterprise Department

UK Head Office, 11 Bridge Street, Bishop's Stortford, CM23 2JU

Tel: 0844 4824400*, Fax: 01279 756595

www.coopersofstortford.co.uk

EU address: D.S.B. LD, 160 Bd. de Fourmies, 59100 Roubaix, France

Tel: (+44) 1279 701269

*UK Calls cost around 7 pence per minute plus your telephone company's network access.
Please check with your telephone supplier.