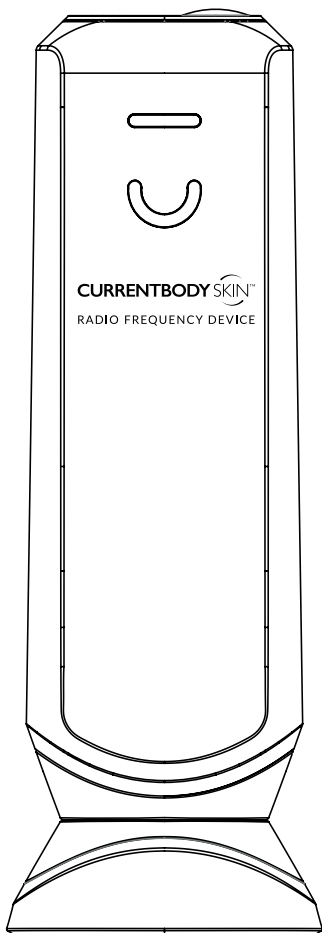


CURRENTBODY SKIN™

RADIO FREQUENCY DEVICE



USER GUIDE AND MANUAL

Includes important safety information.

Read all instructions prior to use.

PLEASE KEEP THESE INSTRUCTIONS SAFE

CONTENTS

CurrentBody Skin™ Radio Frequency Device	05
What is in the box	05
Cautions	06
Warnings	08
Contraindications	08
Device overview	08
Warranty	14
Specifications	15
Labeling	16

RADIO FREQUENCY DEVICE

Established in 2009, CurrentBody is the world's only online retailer dedicated to home-use beauty devices.

As the first company to recognise devices as one of the fastest-growing trends in the world of beauty, we have unrivalled expertise in selecting at-home devices that are science-backed and clinically proven.

We offer our customers the ultimate choice of devices that treat a wide range of concerns, including anti-ageing, cleansing and hair removal.

Underpinning our range of innovative beauty technology is expert education to help our customers choose the right device for them and excellent customer service.

Our highly trained beauty tech experts are on hand to offer impartial advice and answer your questions in person, as well as how-to videos and top tips available throughout our website and social media channels.

WHAT IS IN THE BOX

- CurrentBody Skin™ Radio Frequency Device
- User manual
- Power Supply
- Storage bag
- Radio Frequency Gel 100ml

If you have any questions about this device, please contact us via our website: us.currentbody.com

CAUTIONS

- STOP IMMEDIATELY if you experience any adverse effects or have a concern regarding use, and contact your doctor.
- DO NOT apply flammable liquids to the skin, such as perfumes, hand sanitisers, or nail varnish remover, an hour before using the device.
- In order to reduce the risk of electric shock, that may cause injury or death:
 - KEEP AWAY from water, including bath or shower. If the unit accidentally falls into the water, unplug it immediately.
 - DO NOT place or store the device where it can fall or be pulled into a bathtub or sink.
 - NEVER OPERATE this device if it has a damaged cord.
 - DO NOT USE if any part of this device is missing or not working properly, if it has been dropped or damaged, damp, wet, or submerged in water.
 - DO NOT take the device apart or modify the device as this may cause damage, malfunction, electrical shock, fire or personal injury. There are no user-serviceable parts inside the unit.
 - NEVER drop or insert any object into any openings on the device.
 - DO NOT leave the device unattended whilst plugged into the electricity supply.
 - KEEP CORD AWAY from heated surfaces.
- Use the device only in accordance with these instructions and only for its intended use.
- DO NOT operate this device in an environment in which other devices that radiate electromagnetic energy in an unshielded manner are being used. Portable or mobile radio frequency communication equipment can interfere with electrical equipment in the medical field.
- INSPECT this device before each use. Check for damage.
- Make sure the device is clean, dry and intact before each use. Cleaning instructions are detailed in the Cleaning and Storage Section.
- Children must not use or play with the appliance. Cleaning must not be carried out by children.

WARNINGS

Carefully read the information below before you use the device.

If you still have any doubts or are unsure that the device is safe, please consult your doctor.

- Not to be used by persons under the age of 21 years old.
- DO NOT use if you are pregnant, intend to become pregnant or are breastfeeding.
- DO NOT use if you have experienced a migraine in the last two years.

- DO NOT use if you suffer from severe or uncontrolled endocrine or metabolic conditions, such as diabetes or uncontrolled thyroid disease.
- DO NOT use if you have a damaged immune system or autoimmune disorder, such as AIDS or Lupus, or if you use drugs that influence your immune system.
- DO NOT use if you have a general extreme illness, such as hepatitis, liver disease or epilepsy.
- DO NOT use it if you have a diminished or exaggerated perception of temperature change.
- The appliance may be used by persons with reduced physical, sensory or mental capabilities or lack of experience and knowledge provided that they use it under supervision or have been instructed in the safe use of the appliance and that they understand the hazards involved.
- DO NOT use if you have had injected chemical materials such as botox, fillers or plastic surgery such as face lifting, or eyelid surgery, in the treatment area in the last 3 months.
- DO NOT use if you have had a professional chemical, peel, professional facial abrasion or ablative laser treatment in the last 3 months.
- DO NOT use on eyelids, eyebrows, lips, nostrils, breasts, genitals or ears.
- DO NOT use the device without the Radio Frequency Gel. It will not operate properly without the gel or with another product.
- DO NOT use if you have tattoos, permanent makeup or any metal items (jewellery or piercings) in the designated treatment areas.
- DO NOT use over dark brown or black spots such as large freckles, birthmarks, moles or warts in the area to be treated.
- DO NOT use if you have an active skin condition in the treatment area such as sores, psoriasis, eczema, sunburn, herpes simplex, open wounds or a rash.
- The Radio Frequency Gel is for external use only. Avoid direct contact with the eyes. In the event that such contact does occur, wash the eyes immediately with water.
- DO NOT use the Radio Frequency Gel after its expiration date.
- DO NOT use if you are allergic or sensitive to any of the components of the base gel.
- DO NOT use the device over hairy areas of the body, as this may result in the hairs being burnt.
- Use the device only with the original power supply. For your safety, never use DC adapters not approved by the manufacturer.
- Failure of radio frequency equipment may result in an unintended increase in output power.
- The safety and effectiveness of the devices used for other uses other than the indicated aesthetic use are not known.

CONTRAINDICATIONS

- DO NOT use if you have an implanted pacemaker, arrhythmias or any other severe known heart disorder.
- DO NOT use if you have any active or silicone implants, any implantable metal device or body piercing in the treatment area.
- DO NOT use if you have any blood clotting disorders, a history of deep vein thrombosis, collagen disorders or keloid scarring or suffer from excess bleeding.
- DO NOT use if you have a history of skin cancer or areas of potential skin malignancies. The use of the device has not been tested in areas with skin cancer and therefore the effects are unknown.
- DO NOT use over the thyroid gland (neck area).
- DISCONTINUE USE if you encounter any discomfort or skin redness that lasts for more than 24 hours. You may have a sensitivity or another condition.
- DO NOT USE if you have taken Accutane (Isotretinoin) in the past 6 months.

INTENDED USE:

The CurrentBody Skin™ Radio Frequency Device is an over-the-counter home-use device intended for the non-invasive treatment of mild to moderate facial wrinkles in adults (Fitzpatrick skin types I-IV).

The device uses radio frequency (RF) technology, a form of electromagnetic energy, to reduce facial wrinkles, tighten sagging skin and renew skin elasticity on the face and neck. It is easy to use and provides noticeable, long-lasting results. RF technology has long been used in doctors' clinics as a highly effective treatment to tighten loose and sagging skin.

The CurrentBody Skin™ Radio Frequency Device is intended for use on mild-to-moderate wrinkles but not for severe wrinkles.



Mild Wrinkles



Moderate Wrinkles



Severe Wrinkles

The device is intended for Fitzpatrick skin types I-IV only (skin types V-VI are not allowed).



HOW IT WORKS:

Skin collagen decreases as we age. The CurrentBody Skin™ Radio Frequency Device uses four electrodes to deliver radio frequency energy into the skin, contract collagen fibres, and encourage natural collagen production. If used correctly, the device will reduce the appearance of wrinkles, tighten the skin, and renew elasticity. Results may be visible after just one treatment.

The Radio Frequency Gel is specially designed to work with this device and ensures proper delivery of radio frequency energy to the skin. This will provide the best possible results by improving conductivity between the device and the skin.

SENSITIVITY TEST:

Before using this device, you must conduct a sensitivity test. Perform a preliminary test on each area you intend to treat 48 hours before the full treatment.

Step 1: Prepare your skin. Before using the device, an even layer of Radio Frequency Gel should be applied to the treatment areas.

Step 2: Start your test by turning the device on, holding contact with the skin in the area where the gel has been applied and moving the device in small circular motions.

STOP the test if it feels uncomfortable or you see any adverse effects.

Step 3: Perform the sensitivity test for 3 minutes. Wait 48 hours and examine the tested area. If the skin in the tested area appears normal, you can start a full treatment.

WHAT TO EXPECT DURING YOUR TREATMENT:

The CurrentBody Skin™ Radio Frequency Device is equipped with two safety sensors, which keep the temperature delivered from the device in the effective and safe range throughout the treatment.

The device stops heating when the effective temperature has been achieved. The heating is then re-activated when the temperature begins to drop.

During your treatment, it is normal to experience a sensation of warmth created by the radio frequency energy. You may experience some mild skin redness during and after each treatment.

INSTRUCTIONS FOR USE:

Step 1: Prepare your skin

Carry out a patch test at least 48 hours before first use. Instructions are in the 'Sensitivity Test' Section of this manual.

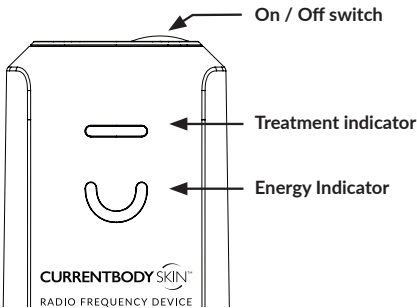
Ensure your skin is dry, clean and free of lint and topical products such as moisturisers, make-up, liquids or serums. Remove any jewellery from your hands and the area you intend to treat.

The device is suitable for men. However, male users should ensure their skin is clean-shaven before each treatment.

Step 2: How to use the device

Apply a generous, even layer of Radio Frequency Gel on the area you intend to treat.

Single-press the ON/OFF button to start the device.



Place the device on the area you want to treat, ensuring all four electrodes are in full contact with your skin throughout the treatment. Otherwise, the radio frequency energy will not be delivered to the skin. When your device is in the correct contact with the skin, it will blink green to indicate that the treatment has started.

Move the device in **slow**, circular, or back-and-forth movements. Ensure firm contact with the skin and **always keep the device moving when in contact with the skin surface**.









The treatment indicator blinks green until the desired temperature is reached. When the temperature is reached, the treatment indicator light turns solid green.

If you do not feel sensations of warmth after approximately 10 seconds, try moving the device in smaller, slower movements across the treatment area.

If needed, reapply the conductive gel during treatment. After 5 minutes of treatment, the Treatment Indicator will show a solid orange light for 5 seconds. This is the indication that the treatment session for this area has ended.

You can move on to your next treatment area if applicable.

RECOMMENDED TREATMENTS:

Treatment Area	Recommended Treatment Time	Recommended Device Movement
Forehead 	10 minutes (5 minutes each side)	Up and down across the forehead
"Eleven" 	5 minutes	Small circular movements or up and down
"Crow's feet" 	10 minutes (5 minutes each side)	Continuous slow 'side to side' circular motions
Cheeks 	10 minutes (5 minutes each side)	Slow, circular motions across the cheek
Smile Lines or Nasolabial Folds 	10 minutes (5 minutes each side)	Up and down movements along the 'folds'
Chin 	5 minutes	'Side to side' or circular motions
Jawline 	10 minutes (5 minutes each side)	Up and down along the jaw
Neck 	10 minutes (5 minutes each side)	Up and down across the neck

Warning: Avoid contact with eyes, eyelids, nose and lips.

Warning: Avoid treatment in the lower third of the neck area since this section is more sensitive. Do not treat the thyroid area (marked above).

TREATMENT AFTERCARE:



- Wipe off the remaining Radio Frequency Gel from the treated area(s). Cleanse your skin with a gentle cleanser and lukewarm water; avoid using hot water.
- Apply a high-factor sunscreen (at least 30SPF) and protect from sunlight for two weeks following treatment.
- Avoid any usage of hot water on your face and discontinue usage of abrasive or harsh products for two days.
- Make-up or moisturisers may be applied immediately as required.
- Ensure the device is clean and dry before storage.

FOR BEST RESULTS:

Use the device once a week on each target treatment area for 8 weeks.

Treatments can be performed as needed every 4-8 weeks to maintain optimal long-term results.

TREATMENT INDICATOR LIGHT GUIDE:

<div>Treatment indicator</div> <div></div>	<div>Blinking green light</div>	The device is ready. RF energy is activated, skin contact is detected but the effective skin temperature is not yet reached.
	<div>Solid green light</div>	The device is treating the skin. RF is activated, skin contact is detected, the desired temperature is achieved and the treatment is in progress.
	<div>Solid orange light (for 5 seconds)</div>	5 minutes of treatment are now completed. Move onto a new area if desired.
	<div>Solid red light</div>	The device is in error mode. A malfunction has occurred and prevents delivery of the RF.
<div>RF Energy Indicator</div> <div></div>	<div>Solid green light</div>	When the green light is on, it indicates that the RF energy is active.

CLEANING & STORAGE:

- Always ensure the device is turned off and unplugged before cleaning.
- It is recommended to wipe off any remaining Radio Frequency Gel with a soft, damp cloth.
- Do not use alcohol or alcohol wipes.
- The device must be cleaned as per the instructions after every use.

POSSIBLE ADVERSE EFFECTS:

- Adverse effects are rare if the device is used according to the Instructions for Use. However, every aesthetic procedure, including using home-use devices, may cause some adverse effects. Mild effects include skin irritation, redness, swelling, and sensitivity.
- Mild adverse effects should be spontaneously relieved within a few hours.
- Moderate and severe effects are rare but can include: Burns, pigmentation changes, bruising, blistering and infection.
- If adverse effects occur, stop using the device and consult with your physician if necessary.

TROUBLESHOOTING:

If you experience any problems with your device, please refer to the information below to attempt to resolve it:

The device does not turn on:

- Ensure the power cord is properly plugged into the electrical outlet and the socket.
- Make sure the outlet has power.

If you cannot feel heat:

- Check that the device is in full contact with the skin (indicated by the Treatment Indicator light flashing green).
- Check that you have applied enough Radio Frequency Gel.
- Remember that the device reacts to your skin and may temporarily reduce heat for safety reasons.

The device has switched off whilst using:

- The device will switch to standby mode when left unattended for 45 seconds.
- Switch off the device, and unplug from the wall. Wait for the device to cool, and then switch it on again.
- If the device does not switch on again, it may be faulty. Please contact CurrentBody Customer Services.

DISPOSAL

The preferred method of disposal is through recycling. For environmental reasons, do not dispose of the device in the household waste. Dispose of it at a suitable local collection or recycling point by the EC Directive - WEEE (Waste Electrical and Electronic Equipment). If you have any questions, please contact the local authorities responsible for waste disposal.

The box and user manuals are card/paper and fully recyclable.

WARRANTY INFORMATION

Under normal use, this product is guaranteed for 2 years after its original purchase date against manufacturing defects in materials or workmanship. This warranty extends only to the original purchaser. If the product should become faulty within the warranty period, contact CurrentBody.

- CurrentBody reserves the right to repair a defective product.
- CurrentBody reserves the right to replace a defective product with the most compatible product currently available.
- This warranty does not cover damage caused by the following:
 - Accident, misuse, abuse or alteration
 - Servicing by unauthorised persons
 - Connection to incorrect power sources
 - Use with unauthorised accessories

CurrentBody shall not be responsible for any incidental, special or consequential damages resulting from the use of this product. All implied warranties, including but not limited to implied warranties of fitness and merchantability are limited in duration to two years from the date of the original purchase. This warranty gives you specific legal rights, and you may also have other rights that vary from country to country. Some countries do not allow the exclusion or limitation of incidental or consequential damages, or limitations on how long an implied warranty lasts, so some of the above limitations and exclusions may not apply to you. This warranty is given in lieu of all other warranties, written or oral, whether expressed by affirmation, promise, description, drawing, model or sample. Any and all warranties other than this one, whether expressed or implied, including implied warranties of merchantability and fitness for a particular purpose, are hereby disclaimed. If the product is defective within the warranty period please contact CurrentBody.

DEVICE SPECIFICATION

The RF handheld device is powered by bipolar RF at 5 ± 1 Watt. Service life - 5 years.

Frequency:	1 \pm 0.05 [MHz].
Output power levels:	1
Temperature sensors:	The device contains two sensors which continuously monitor the skin temperature. RF heating is adjusted throughout the treatment based on these measurements to keep the skin heated to the target temperature of 40°C- 41°C.
Treatment area:	1cm ² , 0.155 in ²
External power supply:	Input 100-240VAC, 50-60Hz, Output 9VDC, 1.5A
Device size and weight:	96g, 145mm x 45mm x 42mm 3.4oz, 5.7in x 1.7in x 1.7in

STORAGE INSTRUCTIONS

STORAGE AND TRANSPORTATION CONDITIONS

Temperature:	-25°C to 70°C (-13°F to 158°F)
Humidity:	10% to 90% RH at 55°C/131°F
Pressure:	Non-condensing

OPERATIONAL CONDITIONS

Temperature:	5°C to 40°C (43°F to 104°F)
Humidity:	20% tp 80% RH
Pressure:	3,000m.

LABELING

Model:	CurrentBody Skin RF Device
Power:	9V, 1.5A, 100-240VCA, 50-60Hz
	Use the device only with the original power supply. For your safety, never use DC adapters which are not approved by the manufacturer.
	Double insulation.
	Consult instructions for use.
	Waste electronic and electrical equipment.
	Please read all warnings and safety precautions prior to use.
	Protect from moisture.
	This device must not be used near to water or in water itself (e.g., in a wash basin, in the shower or bathtub) - risk of electric shock!
	Our products and packaging are recyclable, do not throw them away.
	Manufacturer: CurrentBody Ltd.
	Please read the user manual before use.
	Lower Limit of Temperature The lower temperature limit is -13F, the higher temperature limit is 158F
	Humidity Limitation The lower humidity limit is 10%, the higher humidity limit is 90%.

THE FCC WANTS YOU TO KNOW:

This equipment has been tested and found to comply with the limits of ISM device, pursuant to Part 18 of the FCC rules. These limits are designed to provide reasonable protection against harmful interference in residential insulation. This equipment generates, uses and can radiate radio frequency energy and if not installed and used in accordance with the instructions, may cause harmful interference to radio communication. However, there is no guarantee that interference will not occur in a particular installation. If this equipment does cause harmful interference to radio or television reception, which can be determined by turning the equipment off and on, the user is

encouraged to try and correct the interference by one or more of the following measures:

- a. Reorient or relocate the receiving antenna.
- b. Increase the separation between the equipment and receiver.
- c. Connect the equipment to an outlet on a circuit different from that to which the receiver is connected.
- d. Consult the dealer or an experienced radio/TV technician.

FCC WARNING

Modifications not expressly approved by the manufacturer could void the user authority to operate the equipment under FCC Rules.

EMC INFORMATION

The CurrentBody Skin™ Radio Frequency Device needs special precautions regarding EMC and needs to be installed and put into service according to the EMC information provided.

Portable and mobile RF communications equipment can affect the device.

The use of accessories or replacement parts, other than those sold/specified by the manufacturer of the device, may result in increased emissions or decreased immunity of the device.

The device should not be used adjacent to or stacked with other equipment and that if adjacent to or stacked use is necessary, the device should be observed to verify normal operation in the configuration in which it will be used.

Requirements per IEC 60601-1-2:2014 + A1:2020			
Test	Standard	Class/ Severity level	Test result
Emission (IEC 60601-1-2 sec.7			
"Conducted emission Freq. range 150 kHz - 30 MHZ"	CISPR 11	Group 1 Class B	Complies
Radiated emission Freq. ranges: 0.15-30 MHZ; 30-1000 MHZ	CISPR 11	Group 1 Class B	Complies
Harmonic current emissions test	IEC 61000-3-2	AC Mains	Complies
Voltage changes, Voltage fluctuations and Flicker test	IEC 61000-3-2	AC Mains	Complies

Test	Standard	Class/Severity lever	Test result
Immunity (IEC 60601-1-2 sec. 8			
Immunity from Electrostatic discharge (ESD)	IEC 61000-4-2	"±8 kV contact ±2,4,8,15 kV air"	Complies
Immunity from radiated electromagnetic fields	IEC 61000-4-3	"10 V/m 80 MHz - 2.7 GHz, 80% AM, 1 kHz"	Complies
Immunity from Proximity field from wireless communications equipment	IEC 61000-4-3	"List of frequencies from 9V/m up to 28V/m, PM (18Hz or 217Hz), FM 1kHz"	Complies
Immunity from Electrical Fast Transient (EFT)	IEC 61000-4-4	±2 kV for power supply lines	Complies
Immunity from Surge	IEC 61000-4-5	"0.5 kV line(s) to line(s) ±1 kV line(s) to earth"	Complies
Immunity from conducted disturbances induced by radiofrequency fields	IEC 61000-4-6	0.15 - 80 MHz; 80% AM, 1 kHz; 3/6 VRMS	Complies
Immunity from power-frequency magnetic field	IEC 61000-4-8	AC 230V/ 50Hz/60Hz, 22°C, 45% humidity, 30 A/m, 5 minutes	Complies
Immunity from voltage dips, short interruptions and voltage variations	IEC 61000-4-11	"0% UT (100% dip in UT) for 0.5 cycle 0% UT (100% dip in UT) for 1 cycle 70% UT (30% dip in UT) for 25 cycles 0% UT (100% dip in UT) for 250 cycles "	Complies

currentbody.com

MANUFACTURER INFORMATION



CurrentBody.com Ltd.
Q17, Crossley Road, Stockport,
Greater Manchester, SK4 5BB United Kingdom.

CurrentBody B.V.
Certification Company, Veluwezoom 42,
1327 AH, Almere, Netherlands.

MADE IN CHINA