

CONGRATULATIONS!

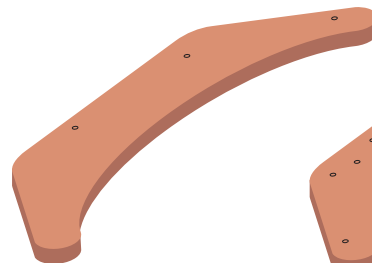
You've received the best furniture for your pet.

**FOR
ASSEMBLY
YOU WILL
NEED:**

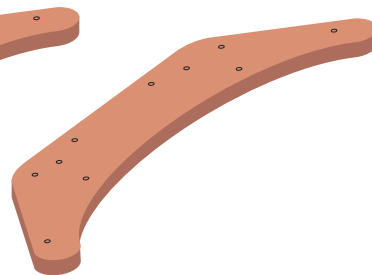


CHECK YOUR SET


1 pcs



1 pcs



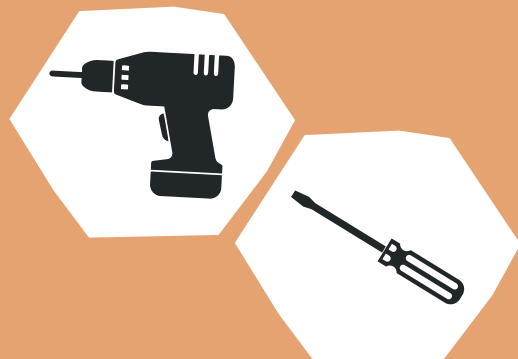
2 pcs



1 pcs




SCREWDRIVER OR HAMMER DRILL




SCREWS AND DOWELS

Included to the package.



CAT WOODEN BED



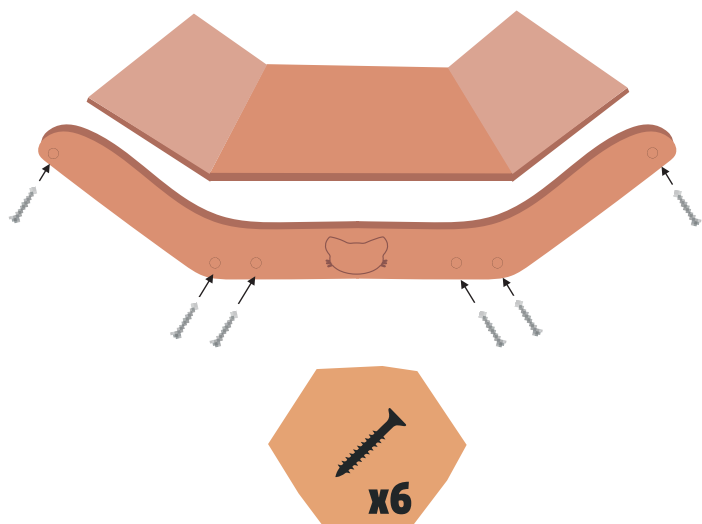
cats
MODE

1

Get yourself comfortable and prepare all of the tools needed for assembling.

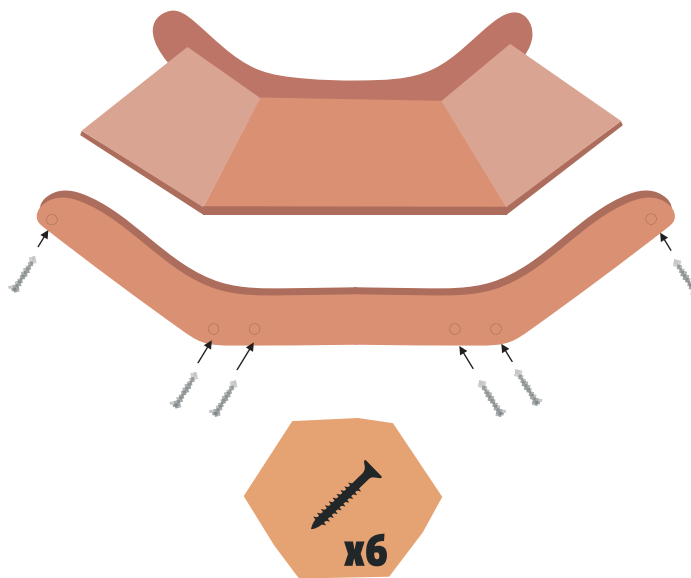
2

Drill three pieces into the front panel.



3

Complete assembly by screwing the other side to the cat bed as shown.



4

Use dowels to hang your cat bed on the wall. Put dowels into wall and then drill the bed through these 4 holes as shown.

