

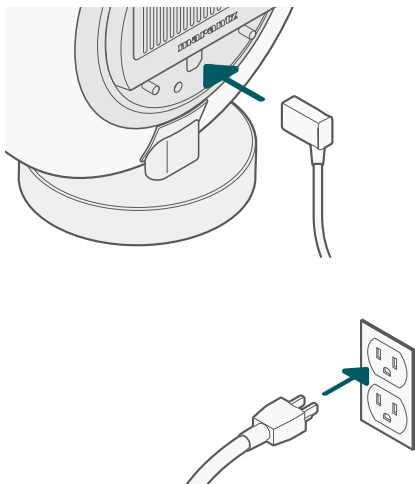
# Quick Start Guide

## 快速指南

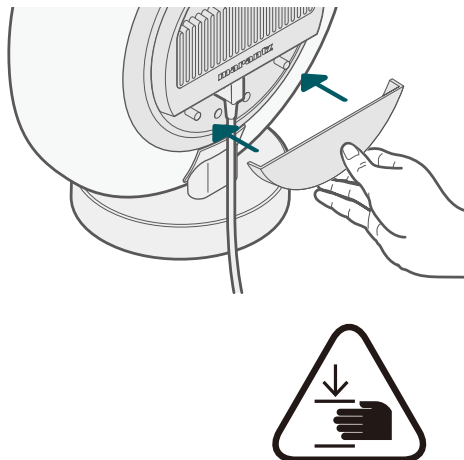
**marantz**

HORIZON | Luxury Wireless Speaker

1



2



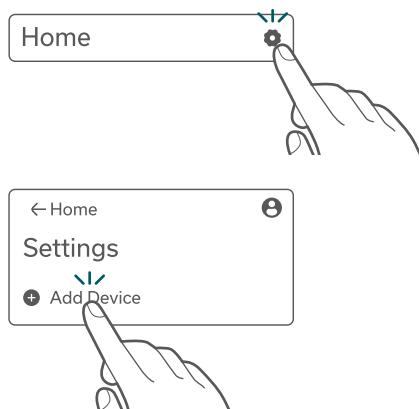
3



Please scan the QR code to download and install HEOS App. Or you can go to the other local app stores to search download and install it. (app on-air time may vary per different stores)

请扫描二维码，下载并安装 HEOS App。  
亦可前往各大应用市场搜索下载  
(上线时间可能有所不同)。

4



## EN

1. Connect to power.
2. Install the rear cover. To avoid pinching your fingers, hold the cover by its bottom edge.
3. Download the HEOS app.
4. Select **"Add Device"** from the **"Settings menu"** to complete setup.

## CN

1. 连接电源。
2. 安装后盖。为了避免夹伤手指，握住盖子的底边。
3. 下载 HEOS 应用程序。
4. 从“**设置**”菜单中选择“**添加设备**”以完成设置。

Finding the User Guide &  
Registering the Warrant Card

查看产品说明书 &  
电子保修卡注册

