

Combination Toggle Switch & Duplex Outlet

Model: USP-15-AC

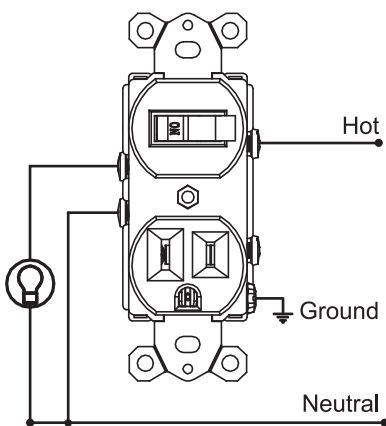
WARNINGS

- TO AVOID FIRE SHOCK OR DEATH TURN OFF POWER AT CIRCUIT BREAKER OR FUSE AND TEST THAT POWER IS OFF BEFORE WIRING.
- TO BE INSTALLED AND/OR USED IN ACCORDANCE WITH APPROPRIATE ELECTRICAL CODES AND REGULATIONS.
- CAUTION: When installing these devices, a Neutral wire is required for the outlet portion. When only one Black and one White wire are present in the wall box, the White wire is not necessarily a Neutral wire. If you are unsure or unable to determine the polarity of the two wires, consult an electrician. Do not use to replace a switch that had been controlling a light with only two wires.
- Use only with copper or copper clad wire.

INSTALLATION

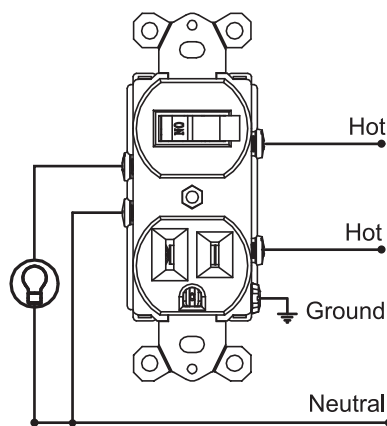
Caution: Break-off fin should be removed for separate feed (2 circuit) and switched outlet installation.

1. Shut off power at the circuit breaker or fuse. See warning above.
2. Remove approximately 5/8" (1.6 cm) insulation from wire.
3. Connect wires per corresponding diagram as follows: Loop wires clockwise 3/4 turn around terminal screws. Tighten screws over wire loops to 12-14 in. lbs of torque. Terminal screws accept up to #12 AWG copper or copper clad wire.
4. Attach wallplate and restore power. Installation is complete.



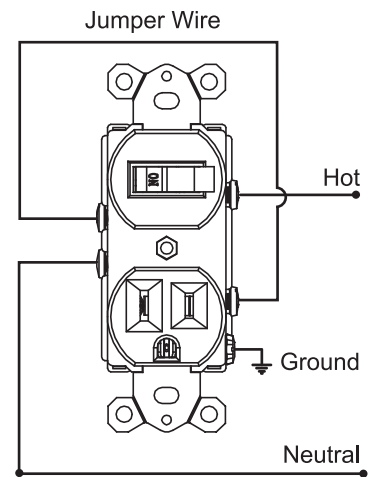
COMMON FEED

Single pole switch controls light only. Power outlet for grounded appliances.



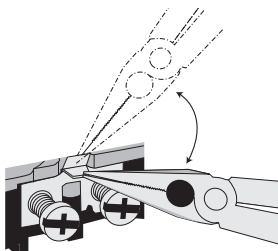
SEPARATE FEED

Single pole switch and power outlet on separate circuits. (Break-off fin removed)



SWITCHED OUTLET

Switch controls the ON/OFF function of the power outlet. (Break-off fin removed)



NOTE:

For separate feed and/or switched outlet configuration wiring: The break-off fin located between the black screws should be removed before wiring. Using a standard slotted screwdriver, bend fin until it breaks off.

WARRANTY

BESTTEN warrants to the original customer that this product is free of defects in materials and workmanship for one year from the purchase date. Within this period, simply contact BESTTEN CARE with proof of purchase and reason of claim. We will replace the product for free.

Any product which is subject to misuse or accidental damage is excluded from this warranty.

support@ibestten.com
1-800-358-6160 (M-F 9AM-5PM PST)