



**American Acoustasonic® Series Jazzmaster®**

Quick Start Guide



# American Acoustasonic Jazzmaster

There's no denying the cult-like allure of a Jazzmaster – from its sleek offset body to the unmistakable call of its rebel yell.

Four new voicings set the Acoustasonic Jazzmaster apart from its Strat® and Tele® predecessors – working in tandem with the unique resonance of a larger offset body to offer our warmest, most natural acoustic tones yet.

Add in some blazing new electric voices courtesy of a Tim Shaw-designed humbucking pickup and you've got an instrument that defies definition.

Neither acoustic or electric, the Acoustasonic Jazzmaster is the most versatile guitar Fender has ever made – an all-in-one tool that invites adventure and inspiration from studio to stage.

Learn more at: **[FENDER.COM/ACOUSTASONIC](https://www.fender.com/acoustasonic)**



### **Volume Knob**

Controls the overall output of the guitar.

### **Voice Selector**


Selects one of five discrete "voice pairs."

### **Mod Knob**

Selects and/or blends between 'A' & 'B' voices.

## **Acoustasonic Controls**

The Acoustasonic Jazzmaster is the pinnacle of Fender craftsmanship, innovation and purposeful design. From the specially-tuned soundport and resonant offset body shape, to the powerful Fender and Fishman®-designed engine, every aspect of this guitar is engineered for versatility, playability and adventure.



## Infinite Possibilities

Blend 'A' and 'B' voices with the Mod Knob to unlock new sounds never heard before in a single guitar.



A close-up photograph of a guitar's control area. The body has a vibrant red finish. A dark, fluted volume knob is the central focus, with a white curved arrow pointing to its top. Below it is a black pickup selector switch. The neck, with a light-colored wood finish, curves along the right side of the frame. In the top left, the bridge and strings are partially visible. The word 'Louder' is written in white inside a white rectangular box.

**Louder**

## Turn It Up

Make it loud. The volume knob controls the overall output of the guitar.



## Charged And Ready

Fully charge the battery before playing the instrument for the first time. Connect the USB charging cable to a 5-volt USB-compliant charger and plug into a wall socket. The LED on the output jack will glow solid red while charging and change to solid green when charge is complete.

**Allow 4 - 5 hours for the battery to reach full charge.\***

\*Note: Non-USB-compliant chargers may take longer than 4 - 5 hours.






Position

## The Choice Is Yours


The Acoustasonic Jazzmaster offers five distinct voice pairs — a curated collection of acoustic and electric voices that can be played solo with the flick of a switch or blended via the Mod Knob for countless combinations.



5 A

## Rosewood Dreadnought


Warm and articulate across the frequency spectrum, with complex overtones.




5 B

## Mahogany Slope Shoulder

A dry, earthy and organic tone – great for Americana-style flatpicking.








**4 A**

## Mahogany Jumbo


Loud and airy – perfect for heavy responsive strumming to accompany vocals and other instruments.




**4 B**

## All-Mahogany Small Body

Articulate, warm and focused tone that lends itself to fingerpicking and arpeggiated chords.






**3 A**

## Rosewood Auditorium

Tighter and brighter for a more modern hi-fi sound and detailed midrange that sits beautifully in a mix.




**3 B**

## Body Sensor Pickup

Creates a percussive top – perfect for a solo looping performance – and enhanced harmonics that pop!






**2 A**

## Lo-Fi Piezo


A cool lo-fi sound produced only by the piezo pickup and the Jazzmaster's unique body resonance.




**2 B**

## Lo-Fi Piezo Crunch

A thin-body acoustic pushed through an electric amp for one-of-a-kind overdriven sounds.






**1 A**

## Fender Electric Fat/ Semi-Clean


Produces high-powered electric tones via the Tim Shaw-Designed humbucking pickup. (You won't believe your acoustic guitar can do this.)



**1 B**

## Fender Overdriven Electric

Turns up the power to produce a booming overdriven tone that's sure to melt the paint off the walls.







## Recommended Charger Specification

**USB Connector Type:** Micro

**Input Power:** 100 - 240V, ~50/60Hz, 0.3A

**Output Power:** 5V DC, 1000mA

**Note:** Using chargers with output current less than 1A is not recommended.

## The battery charge LED indicates the following battery conditions:

### Normal Operation

**No Light:** Normal, may also indicate zero charge.

**Blinking Red:** Low battery, approximately 1 hour left. Connect your charger.

### USB Charger Connected

**Steady Red:** Charging

**Steady Green:** Fully charged

### Cautions

- When adjusting the truss rod, be careful not to over-tighten the rod, or you may risk damaging the neck.
- To avoid risking damage to the top, **DO NOT** make adjustments inside the body cavity, including altering pickup height.
- Any service work should be performed by a Fender Authorized Service Center.



Fender®

Learn more at: [FENDER.COM/ACOUSTASONIC](https://www.fender.com/acoustasonic)



Crafted in Corona, California

©2021 Fender Musical Instruments Corporation. FENDER, FENDER in script, ACOUSTASONIC, JAZZMASTER and the distinctive headstock commonly found on Fender guitars and basses are trademarks of FMI. Registered in the U.S. and foreign countries. All rights reserved.  
Stringed Instrument Resonance System is a granted U.S. Patent 10,424,276

Fishman is a registered trademark of Fishman Transducers, Inc.