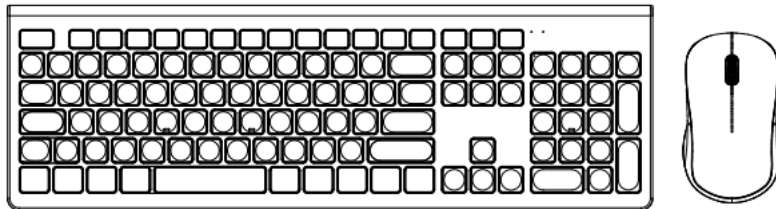


User Manual








Trade Name: CHENZO













Welcome:

Thank you for choosing this wireless product. To ensure optimum performance and safety, please read these instructions carefully before operating this product. It is strongly recommended you keep this manual for future reference.













Other shortcut keys:










	Mail		Increase Volume(+)
	Media Play		Decrease Volume(-)
	My Computer		Mute
	Lock Computer		

Systems the multimedia keys support:

	Icon	Description	Win 8 Win 10	Win XP Win 7	Mac	Remarks
1		Sleeping Mode	○	○	x	
2		Browser	○	○	○	
3		Open Bookmarks	○	○	x	
4		Open Sharing Center	○	x	x	
5		Calculator	○	○	x	
6		Task Manager	○	○	x	
7		Settings	○	x	x	
8		Search	○	○	○	
9		Action Center	○	x	x	
10		Play/Pause	○	○	○	

Combined Keys:

FN+F1		Sleeping Mode	FN+F2		Browser
FN+F3		Open Bookmarks	FN+F4		Open Sharing Center
FN+F5		Calculator	FN+F6		Task Manager
FN+F7		Settings	FN+F8		Search
FN+F9		Action Center	FN+F10		Play/Pause
FN+F11		Previous Track	FN+F12		Next Track

	Icon	Description	Win 8 Win 10	Win XP Win 7	Mac	Remarks
11		Previous Track	○	○	○	
12		Next Track	○	○	○	
13		Mail	○	○	x	
14		Media Play	○	○	x	
15		My Computer	○	○	x	
16		Lock Computer	○	○	○	
17		Increase Volume(+)	○	○	○	
18		Decrease Volume(-)	○	○	○	
19		Mute	○	○	○	

Note:

The multimedia keys are for Win 8 and Win 10, for other systems, there may be no function for some combined keys.

1 x Wireless Keyboard: KB-223

1 x Wireless Mouse: MS-910

1 x 2.4G Dongle: RC-01

1 x User Manual

Wireless Keyboard Product Specifications:

1. Key Type: Scissor keys
2. Battery Type: 2 AAA batteries
3. Multimedia functions
4. USB 2.0 interface, plug&play, no driver required.
5. Compatible with Windows OS (Windows 2000, XP, Vista, WIN7, WIN8, Win10), Mac.
6. Operating Voltage: 2.0-3.0V
7. Operating Current: $\leq 10\text{mA}$
8. Sleeping Current: $\leq 50\mu\text{A}$
9. Keystroke Force: 100±20gf
10. Key Path: 0.9±0.2 mm
11. Longest Key Path: 1.3±0.2 mm
12. Key Life: 10 million key strokes
13. Dimension: 409.7*119.5*20.3 mm
14. support Windows operating system version: 98/2000/XP Vista Win7/8/10/11
15. operating frequency: 2408 ~ 2474MHz

Wireless Mouse Instructions:

CHENZO TECH LIMITED

Battery Installation

The wireless keyboard uses two AAA batteries(not included).Open the battery compartment cover.Install the batteries into the compartment,and make sure the polarity of the batteries is correct.The positive(+)and negative(-)ends of each battery must match the positive(+)and negative(-)markings in the battery housing.

Pairing Method

Make sure the distance between the keyboard and the PC is within 20cm.Take out the Nano receiver from the mouse and Plug it into USB port of the PC,then turn on the power switch and it would pair automatically.The LED will flash then turn off.Now the pairing is successful

Note:If the Keyboard pairing is unsuccessful.Press and holding"Esc"+"K"to re-connect.If the Mouse pairing is unsuccessful.Press and holding"right key+center key"to re-connect.

LED Indicator:

Num Indicator:It will show Yellow color when the numeric zone is on and the functional zone is off.

Low Power Indicator:The three LED will flash together for 8 seconds when the voltage is lower than 2.2V. This will happen when you wake up the keyboard after sleeping or when you turn it on again until you change the battery.

Wireless Mouse:

Product Specifications:

- 1.Working Frequency:2.4GHz
- 2.Operation Voltage:1.5V
- 3.Battery Type:1 AA battery
- 4.Current Dissipation:1.5V-20mA
- 5.Standby Current:0.5~2.0mA
- 6.Sleeping Current:50uA
- 7.DPI Resolution:800/1200/1600
- 8.Working Distance: $\leq 10M$
- 9.Key Life:5 million
- 10.Dimensions:66.5*117.5*36 mm

2.4GDongle Product Specifications:

The main control chip MA641BJ-3 and 12MHZ crystal oscillator make up RF module
operating frequency: 2408 ~ 2474MHZ

FCC WARNING

This device complies with part 15 of the FCC Rules. Operation is subject to the following two conditions: (1) this device may not cause harmful interference, and (2) this device must accept any interference received, including interference that may cause undesired operation.

Any changes or modifications not expressly approved by the party responsible for compliance

could void the user's authority to operate the equipment.

NOTE: This equipment has been tested and found to comply with the limits for a Class B digital device, pursuant to Part 15 of the FCC Rules. These limits are designed to provide reasonable protection against harmful interference in a residential installation. This equipment generates, uses and can radiate radio frequency energy and, if not installed and used in accordance with the instructions, may cause harmful interference to radio communications. However, there is no guarantee that interference will not occur in a particular installation.

If this equipment does cause harmful interference to radio or television reception, which can be determined by turning the equipment off and on, the user is encouraged to try to correct the interference by one or more of the following measures:

- Reorient or relocate the receiving antenna.
- Increase the separation between the equipment and receiver.
- Connect the equipment into an outlet on a circuit different from that to which the receiver is connected.
- Consult the dealer or an experienced radio/TV technician for help.

The device has been evaluated to meet general RF exposure requirement. The device can be used in portable exposure condition without restriction