

# ***VDarts Mini Pro***



**Installation and User Manual**

**安 裝 使 用 說 明 書  
取 付 ・ 取 扱 說 明 書**

**Installation et guide d'utilisation**

**Manual de Instalación y Uso**

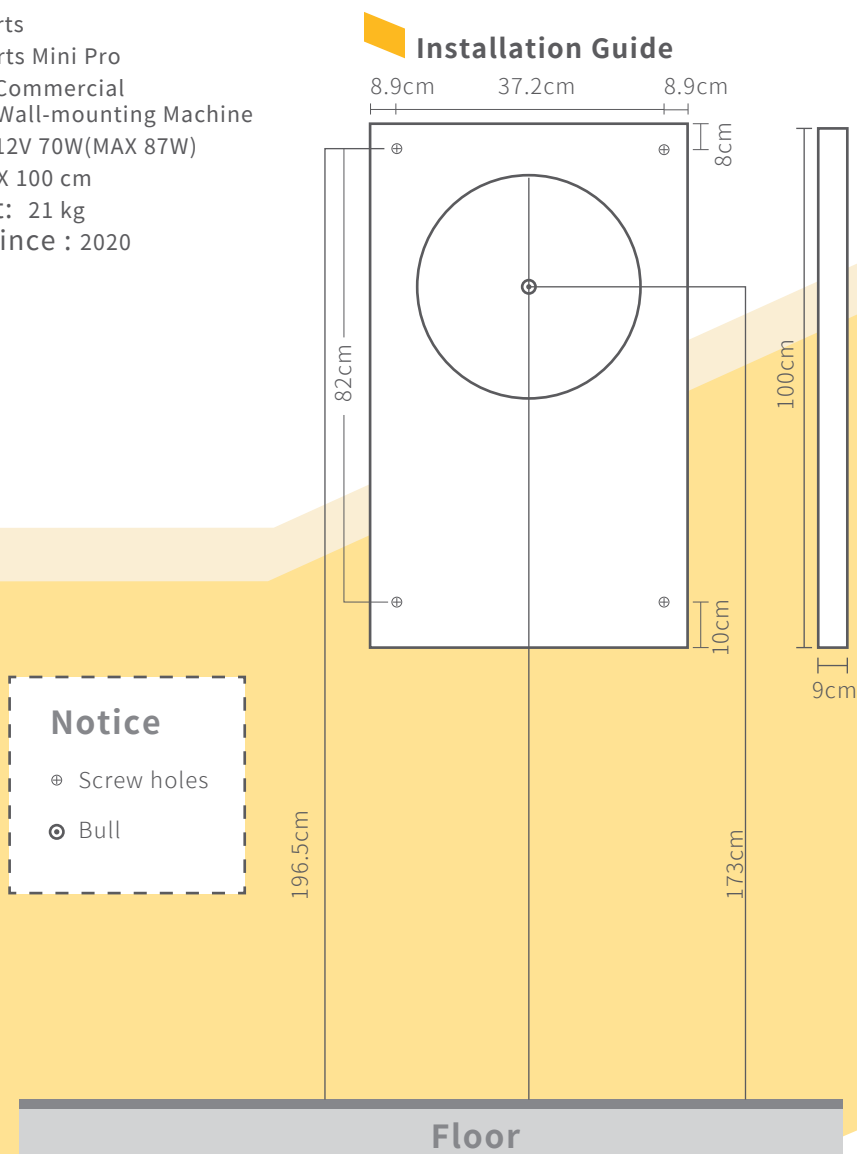
**[www.vdarts.net](http://www.vdarts.net)**



# Product Specifications

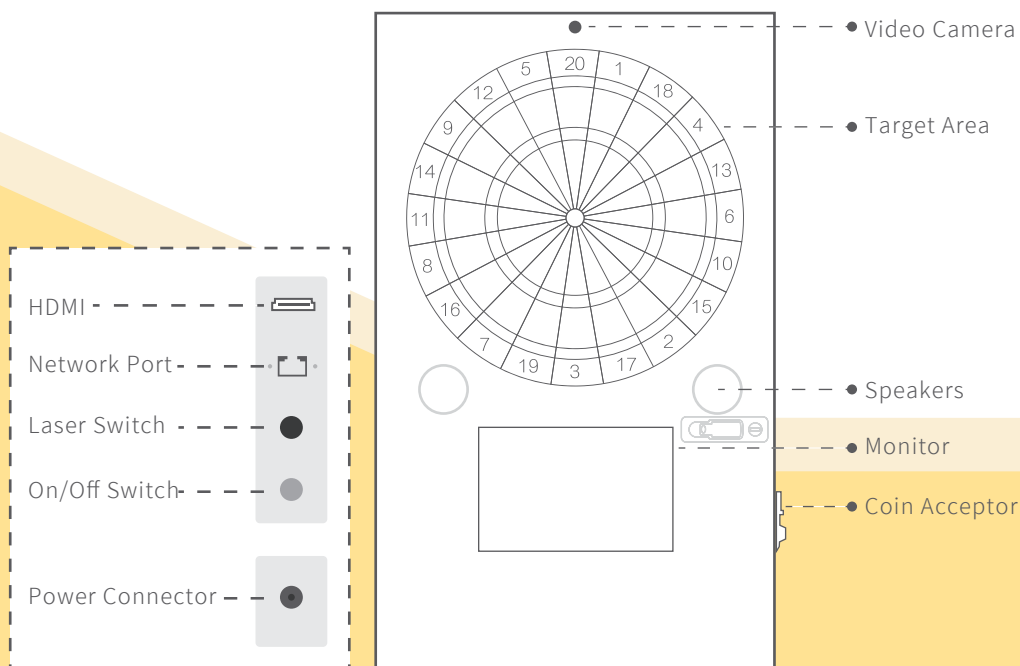
Brand: VDarts  
Model: VDarts Mini Pro  
Category: Commercial  
Wall-mounting Machine  
Power: DC 12V 70W(MAX 87W)  
Size: 9 X 55 X 100 cm  
Net Weight: 21 kg  
Released since : 2020

## Installation Guide



**!** Due to its weight, it is strongly advised for at least 2 people to install or mount the product using the handles found on the sides. Please pay attention to the safety of the people and other items in your surroundings. Implement security measures to avoid improper installation that may cause harm or injury.

# Introduction of Basic Functions




## Instructions for Use

01. Connect the power supply and network cable.
02. Press the power switch to turn machine on.
03. Connect an external monitor using the HDMI if desired.
04. Control the interface using buttons for game selection
05. For detailed usage and features, please visit our Help Center website.

# Coin Setting

01. Press the bottom-most button on the rear side of the coin acceptor twice.



Coin Size Requirements :  
Coin Diameter : 15mm-29mm  
Coin Thickness : 1.2mm-3.5mm

# Coin Setting

- 02. The indicator light will start flashing to indicate that it is in the settings mode.

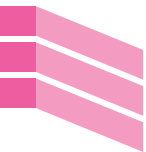


- 03. Insert coins one by one until the indicator light is no longer flashing. You will hear a beep indicating setup is complete.



Complete





# Precautions

## Warning

- Please follow all instructions carefully. If any unusual activity is observed with the product, please turn off power immediately, unplug power cord, and contact us or your reseller.

## Safety Precautions

- Dropping the product or allowing it to get wet can cause damages. Electric shock may occur when in contact with liquids.

## Power Cord & Plug Precautions

- Make sure the plug is completely inserted into the outlet to prevent electric shock.

## Precautions to avoid electric shock or short circuit

- Do not bend, stretch, damage, or hang heavy objects on the power cord.
- Do not use AC connector if broken. Replace immediately to prevent electric shock or short circuit.
- Make sure your hands are dry before handling the AC connector to prevent electric shock or short circuit.
- Please make sure to use a 100-240V power supply, otherwise it may cause fire, electric shock or injury.
- Switch off power and disconnect power supply when product is not in use.

## Dart Throwing Precautions

- Using too much strength in throwing darts may lead to hand, wrist, and shoulder injury or damaged product.
- Do not throw darts toward any person, animal, or object to prevent injuries and property damages.
- Only throw darts toward the dartboard.
- Do not walk in between the dartboard and the player when a game is ongoing.

## Choking Hazard

- Product contains small parts. Please keep product away from children under 3 years of age. Use with adult supervision only.

# VDarts APP and Distributor Platform QR Codes



**VDartsAPP**



**VDarts Commercial  
Platform**

## Copyright and Disclaimer

- All descriptions and instructions on this manual are copyrighted and owned by Letswin Technology.
- You may receive advertisements from us or third party companies when using this dart machine and its services.
- The contents of this user manual is based on existing information and may change due to product upgrades or other reasons. Letswin Technology reserves the right to do any modification.



## VDarts Mini Pro 全球聯網飛鏢靶

臺灣總公司：利穎科技股份有限公司  
地址：新北市中和區中正路766號6樓  
電話：+886-2-82287256

Head Quarter: Letwin Technology Co., Ltd.  
Add: 6F., No. 766, Zhongzheng Rd., Zhonghe Dist.,  
New Taipei City 235, Taiwan (R.O.C.)  
Tel: +886-2-82287256

廣州分公司：廣州名動科技有限公司  
地址：廣州白雲區同泰路85號峻銘商務  
大廈1211房 (郵編: 510000)  
電話：+86-020-87717272

Branch: Guangzhou Mingdong Technology Co., LTD.  
Add: Room 1211, Junming Commercial Building,  
City, Guangdong Province, 510000 China  
Tel: +86-020-87717272