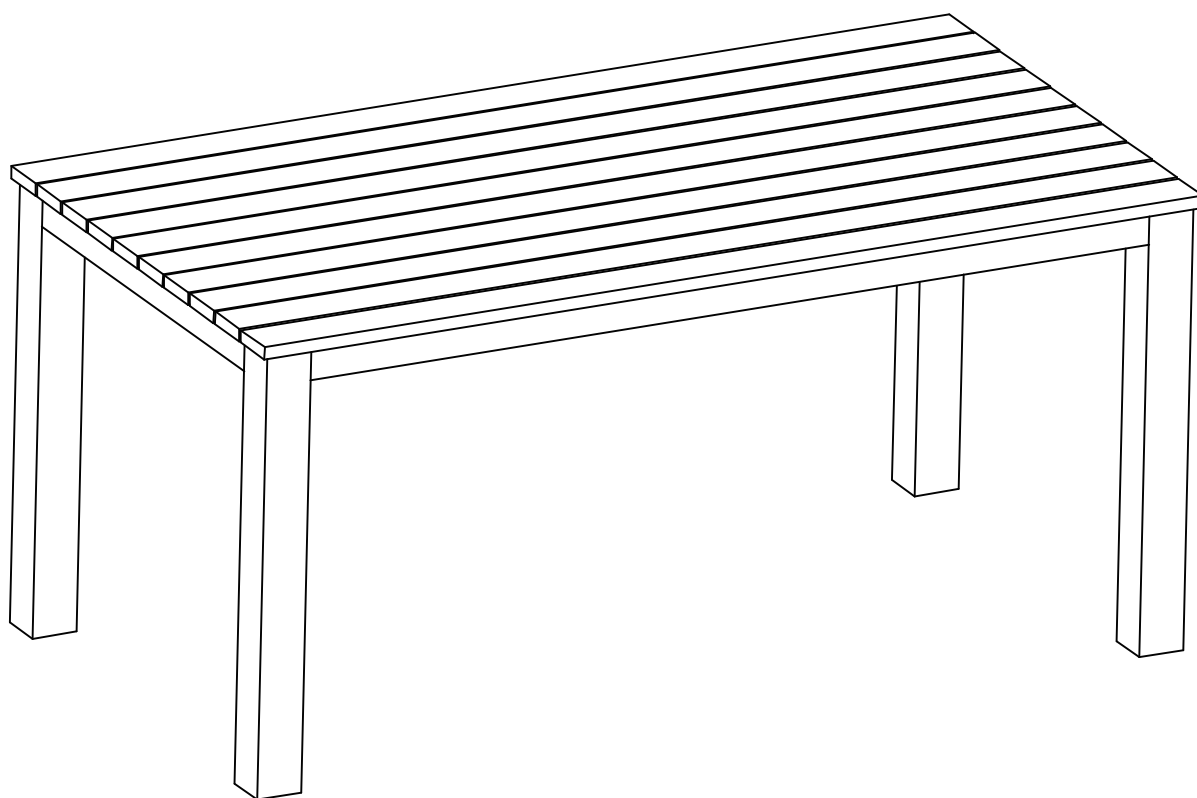


# ZDN003



## INSTRUCTION MANUAL



## ASSEMBLY INSTRUCTIONS

Carefully unpack all the components and verify that all the necessary parts are included as listed in the packaging.

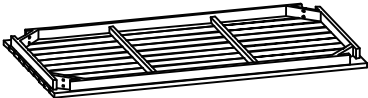

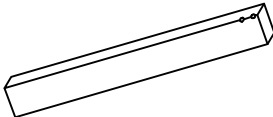

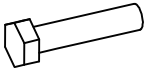

Identify each component and refer to the provided assembly diagram or step-by-step instructions.

Assemble the furniture in the order specified to ensure proper alignment and fit.

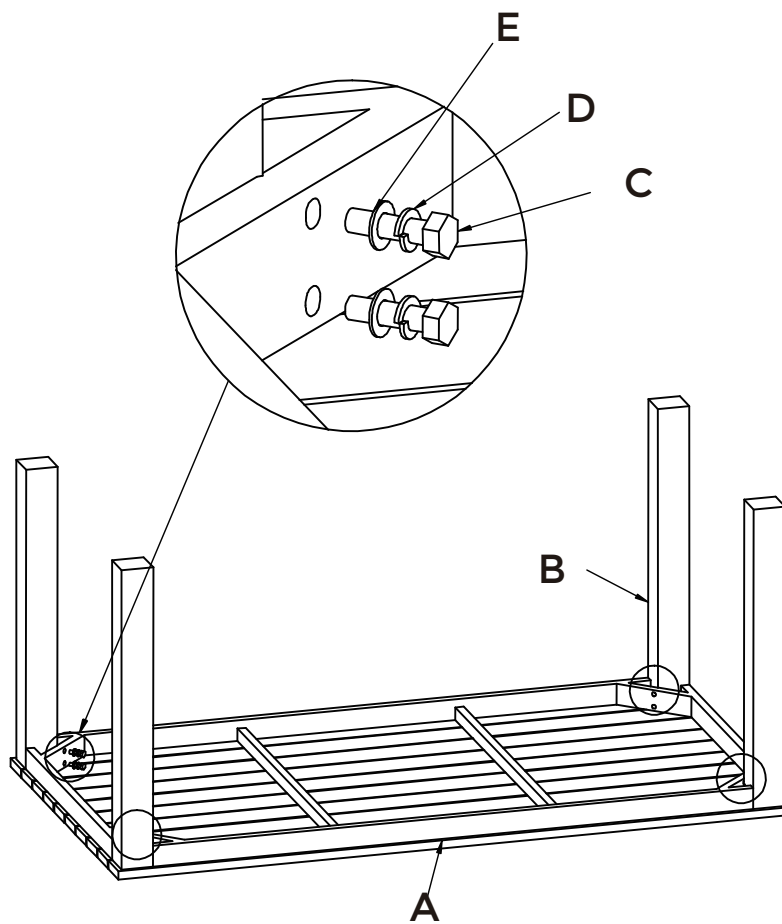
Use the provided tools or recommended tools for assembly. Do not use excessive force when tightening screws or bolts.

If any difficulties arise during assembly, consult the troubleshooting section or contact our customer support.

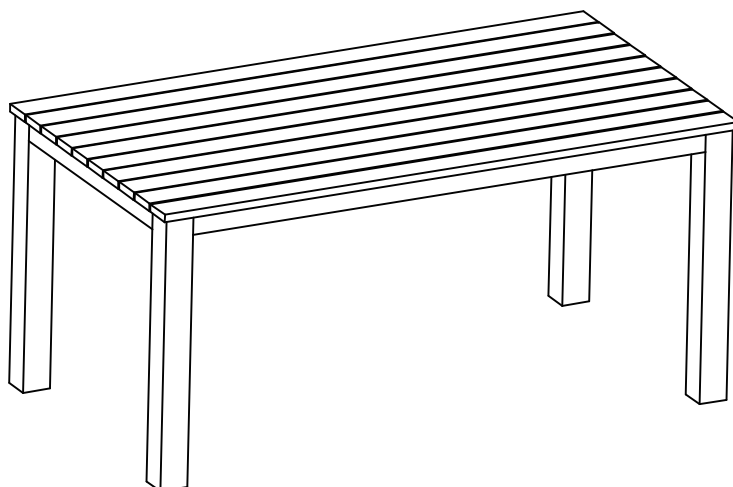
### PART

NO.	PICTURE	QTY	NO.	PICTURE	QTY
A		1	D	 dia13xdia8x2.0mm	8
B		4	E	 dia14xdia9x1.0mm	8
C	 M8x40mm	8	F		1

**STEP 1**



**STEP 2**





## MAINTENANCE AND CARE

Protect from extreme weather by moving furniture to a covered area or using furniture covers or traps.

Avoid dragging or placing heavy objects on the furniture to prevent damage.

Do not use sharp objects to scratch the painted surface.

Dust often using a clean, soft, dry and lint-free cloth.

We do not recommend the use of chemical cleansers, abrasives or furniture polish on our lacquered finish.

Hardware may loosen over time. Periodically check to make sure all connections are tight. Re-tighten if necessary.

Do not dispose of any packaging or contents of the shipping carton until assembly is completed to avoid accidentally discarding small parts or hardware.

Do not put hot objects on the table itself. They will leave permanent marks on it (discoloration, deformation, cracks...). Always use table mats.

Do not use a plastic tablecloth on the table. Exposed to UV and heat, it would melt and act as a decal, especially on steel, aluminum and glass. Instead, use a fabric tablecloth.



## WARRANTY INFORMATION

**Warranty Coverage:** Our warranty provides protection against manufacturing defects in materials and workmanship for a specified period from the date of purchase, as outlined in the accompanying warranty documentation.

**Exclusions:** The warranty does not cover damages resulting from misuse, negligence, accidents, normal wear and tear, unauthorized repairs or modifications, improper assembly, or failure to adhere to the care and maintenance guidelines provided.



## Contact Information

---

If you have any questions, concerns, or need assistance,  
please reach out to our customer support team using the contact information  
provided below:

**Customer Support Email**

**support@royalcraft.store**

---

