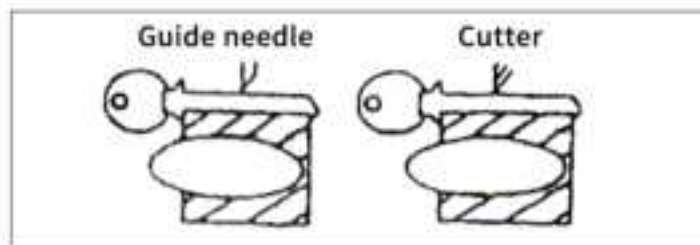
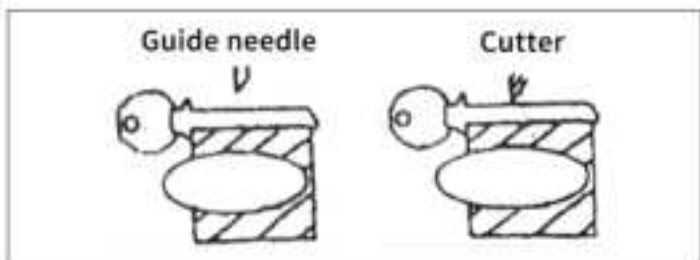


② If the cutter is deeply touched key embryo, must turn the guide needle to outside.



③ The correct method is to put the cutter to touch slightly in the surface of the key.



④ While it is not duplicated the key exactly, please adjust the guide needle in a screwdriver.



### Maintenance and precautions of the key machine:

Lubricate the parts, add lubricating oil frequently, and keep the fixture clean. The grounding device and grounding wire must be installed before use. The installation must be firm and reliable, in good contact and meet the standards. After the key machine is connected to the power supply, it is strictly forbidden to disconnect the grounding of the key machine housing line to ensure the safety of electricity.

## EXTRA HARDNESS CUTTER KEY DUPLICATING MACHINE

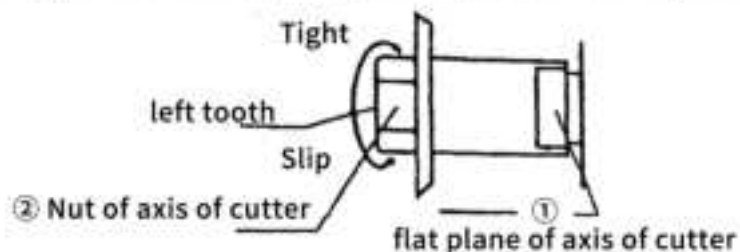


MODEL: 2AS  
VOLTAGE: 110V  
FREQUENCY: 50/60 Hz


MOTOR POWER: 120 W  
CURRENT: 0.55A

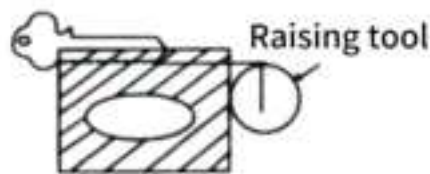
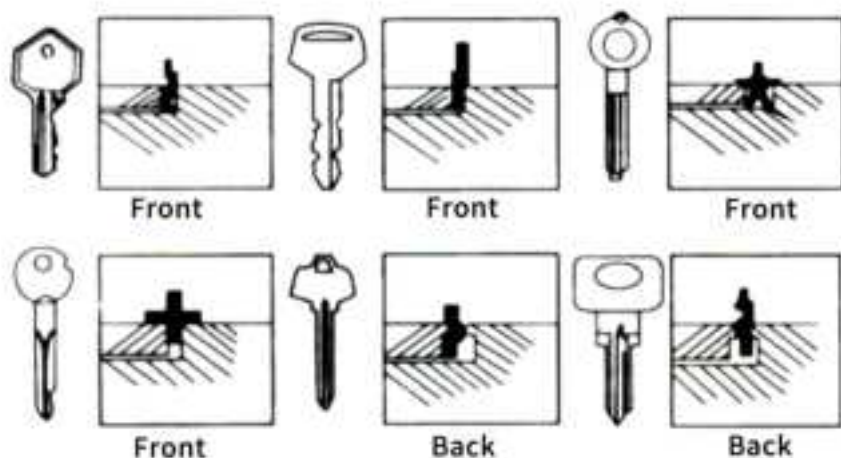
## 1. THE REPLACEMENT OF MILLING CUTTER

The first to cut the power source. then catches the "flat plane of axis of cutter" (1) with the spanner. and to slip clockwise the "nut of the axis of cutter" (2) with another spanner; then replaces the milling cutters (as figure)

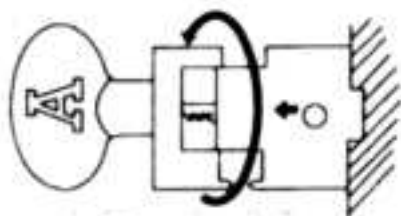


## 2. THE USING METHOD OF CLAMP

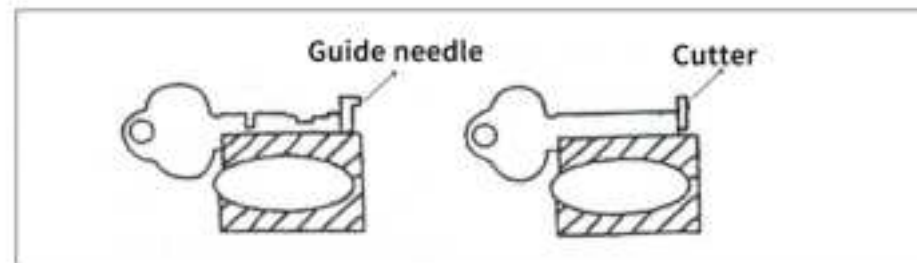
1. Duplication  this type of bevel tooth; the fixture can flip along with the key's Flip.



To prepare a small town key, please use a pad to raise the key and loosen the key tightly.



The fixture can be used on both sides



### ① when duplicating the key of 'board type'.

The first, fixture duplicated key; then put foreside of the duplicated key close to the cutter and put the foreside of the key embryo close to cutter too. Then locking them, duplicating.

### ② when duplicates the key of "stick type".

First, fix the duplicated key, then put the end of the duplicated key close to the guide needle and put the end of the key embryo close to the cutter too. then locking them, duplicating.

## 3. THE ADJUSTING METHOD WHILE IT IS NOT EXACT TO DUPLICATE

Put 2 same key embryos on the clamp, turn on the motor

① If the cutter is not able to touch the key embryo, must turn the guide needle inside.

