




LP630V2

High-Output Focusing Handheld LED Flashlight



4 AAA
Batteries

ANSI/PLATO FL1 STANDARD

			
MODES	LUMENS	RUN TIME	BEAM DISTANCE
High	560lm	3h	255 m
Medium	150lm	7h 15m	100 m
Low	35lm	22h 30m	20m
Strobe	560lm	--	

Features

- Durable aluminum construction
- LPE Optics; flood to spot focusing
- TackGrip molded rubber grip
- High quality wrist lanyard
- Tactical tail cap button
- O-ring sealed, IPX4
- 4 Modes: High/Medium/Ultra Low/Hidden Strobe

Operation Instructions

On/Off: Press and release button

Cycle modes: From High mode, press button to cycle through modes within 2 seconds (High/Medium/Ultra Low).

Hidden strobe On/Off: Hold button for 3 seconds to activate, and deactivate hidden strobe.

Automatically resets 'next click' to Off when on for longer than 3-5 seconds.

Automatically resets to High mode when turned off.

Focus head: Push head away from flashlight to narrow beam. Pull head towards flashlight to widen beam

Usage and Maintenance

Battery Replacement: In a dry environment, unscrew the tailcap by turning counter clockwise. Remove the battery case from the flashlight by tipping the bottom of the light downward until it slides free from the tube. With the battery case now out of the flashlight, remove the batteries from the case. Insert new batteries into the case according to the (+/-) symbols found on the case. Insert the battery case into the light according to the directional arrow on the outside of the case. Carefully reinstall the tailcap by pressing lightly while turning clockwise until tight.

Care Instructions: If you know it's going to be a while between uses, we suggest removing batteries from your light and storing your gear in a dry, protected place.

Product Warranty

Limited Lifetime Warranty against manufacturer's defects. For warranty claims contact LuxPro by calling 801-553-8886 or sending an email to info@simpleproducts.com.