

TECNO

TECNO PHANTOM V2 Fold 5G

User Manual

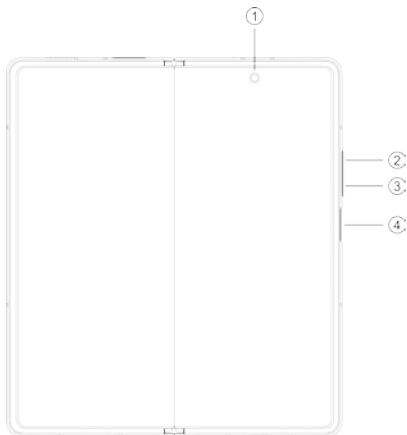
Exploded diagram specification

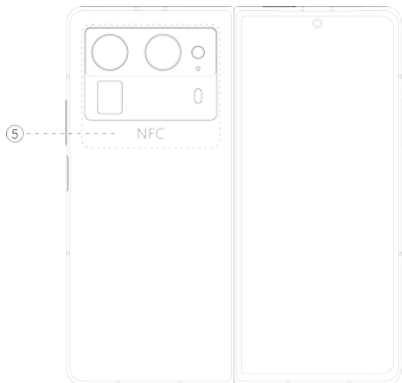


1	HOST PROT FILM	2	HOME SCREEN
3	BAT 2385MAH	4	SIM FPCA
5	32M OUTSIDE FRONT CAM	6	FOLD PCBA
7	NFC	8	FLASH FPCA
9	50M MAIN CAM	10	50M 2X CAM
11	50M WIDE ANGLE CAM	12	32M INNER FRONT CAM
13	MAIN PCBA	14	T BUCKLE
15	SUB PROT FILM	16	CNC WIDGET HINGR DECO
17	FOLD AXLE	18	LEFT MID FRAME
19	FRONT CAM FRAME	20	LEFT MAIN SCREEN DECO
21	LEFT HINGE FPC FOAM	22	LEFT HINGE FPC FRAME
23	FRONT CAM RAD FILM	24	2X CAM COP FOIL
25	SIDE KEY BTB CON FB	26	WIDGET CAM DECO ASM
27	R FLASH FPC FRAME	28	CAM BTB STEEL
29	R FLASH FPC BTB STEEL	30	MIC METAL DECO MESH
31	MB BTB STEEL	32	GLASS DECO ADS
33	MAIN CAM LENS	34	SUB CAM LENS
35	LIGHT SENSITIVE LENS	36	RIGHT MID FRAME
37	SENSOR FRAME	38	RIGHT MAIN SCREEN DECO
39	CRAD HOLDER	40	LIGHT GUIDE LT SENSOR
41	UP SPK BOX	42	UP SPK RAD FILM
43	CARD BTB STEEL	44	VLCM BTB STEEL
45	BAT BTB STEEL	46	SECONDARY SCREEN
47	SENSOR FPCA	48	SPK FPCA
49	HINGE FPCA	50	CHARGE COIL
51	R FIEX PCB	52	MAIN FPCA

53	SUB PCBA	54	SUB ANT PCBA
55	MOTOR	56	BAT 2695MAH
57	WATERPROOF LABEL	58	BLACK COA CABLE
59	WHITE COA CABLE	60	RED COA CABLE
61	RFCABLE FIXED MYLAR	62	FINGERPRINT FIXED FRAME
63	RAD FILM PCBA	64	50M MAIN CAM COP FOIL
65	50M SUB CAM COP FOIL	66	BATTERY COVER
67	PLASTIC CAM DECO	68	MOTOR FIXED FRAME
69	SENIOR LENS	70	ANT SUB FRAME
71	REAR FLASH LENS	72	GLASS CAM LENS
73	USB SUB FRAME	74	MAIN ANT FRAME
75	L1.55 SCREW	76	L1.7 SCREW
77	L4.0 SCREW	78	L1.3 SCREW
79	L2.5 SCREW	80	RIGHT HINGE FPC FOAM
81	LCM CON FOAM	82	RIGHT HINGE FPC FRAME
83	MAIN LCM FPC MYLAR	84	DOWN SPK BOX
85	DOWN SPK RAD FILM	86	L2.0 SCREW
87	L3.0 SCREW	88	L4.5 SCREW
89	FINGERPRINT		

Know your phone

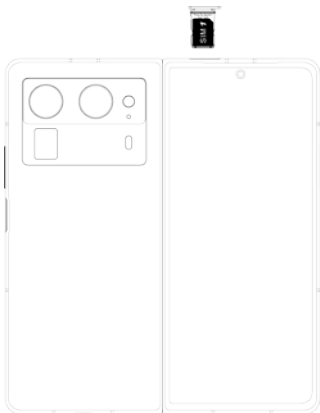




1. Front camera
2. Volume + button
3. Volume - button
4. Power button & side fingerprint sensor
5. NFC

SIM card installation

1. Power off your phone.
2. Refer to the following picture for SIM card installation.

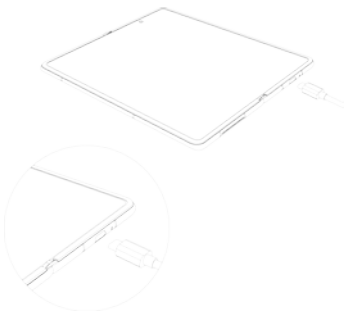




Charging the phone

You can charge your phone with a charger or by connecting it to a computer using a USB cable (comes with the phone).

Use only TECNO chargers and cables. Other chargers or cables may damage the phone and invalidate its warranty.



FCC Caution

1. This device complies with Part 15 of the FCC Rules. Operation is subject to the following two conditions:

(1) This device may not cause harmful interference.

(2) This device must accept any interference received, including interference that may cause undesired operation.

2. Changes or modifications not expressly approved by the party responsible for compliance could void the user's authority to operate the equipment.

Information to the user.

Note: This device has been tested and found to comply with the limits for a Class B digital device, pursuant to part 15 of the FCC Rules. These limits are designed to provide reasonable protection against harmful interference in a residential installation. This device generates, uses and may radiate radio frequency energy and, if not installed and used in accordance with the instructions, may cause harmful interference to radio communications. However, there is no guarantee that interference will not occur in a particular installation. If this device does cause harmful interference to radio or television reception (able to be determined by turning the device off and on), the user is encouraged to try to correct the interference by one or more of the following measures:

- Reorient or relocate the receiving antenna.

- Increase the separation between the device and receiver.

- Connect the device to an outlet on a circuit different from that to which the receiver is connected.

- Consult the dealer or an experienced radio/TV technician for help.

Specific Absorption Rate (SAR) information:

This mobile phone meets the government's requirements for exposure to radio waves. The guidelines are based on standards developed by independent scientific organizations through periodic and thorough evaluation of scientific studies. The standards include a substantial safety margin designed to assure the safety of all persons regardless of age or health.

FCC RF Exposure Information and Statement. The SAR limit of

USA (FCC) is 1.6 W/kg averaged over one gram of tissue. Device types: AE10 (FCC ID: 2ADYY-AE10) has also been tested against this SAR limit. The highest SAR value reported under this standard during product certification for use at the ear is 0.921 W/kg and when properly worn on the body is 1.066W/kg.

Body-worn Operation

This device was tested for typical body-worn operations. To comply with RF exposure requirements, a minimum separation distance of 1.0cm must be maintained between the user's body and the handset, including the antenna. Third-party belt-clips, holsters, and similar accessories used by this device should not contain any metallic components. Body-worn accessories that do not meet these requirements may not comply with RF exposure requirements and should be avoided. Use only the supplied or an approved antenna.

Indoor Clients (6XD) operating in the 5.925-7.125 GHz band

Operation of transmitters in the 5.925-7.125 GHz band is prohibited for control of or communications with unmanned aircraft systems.

This device meets all the other requirements specified in Part 15E, Section 15.407 of the FCC Rules

TECNO

HiOS runs on Android™ OS.
Android is a trademark of Google LLC.