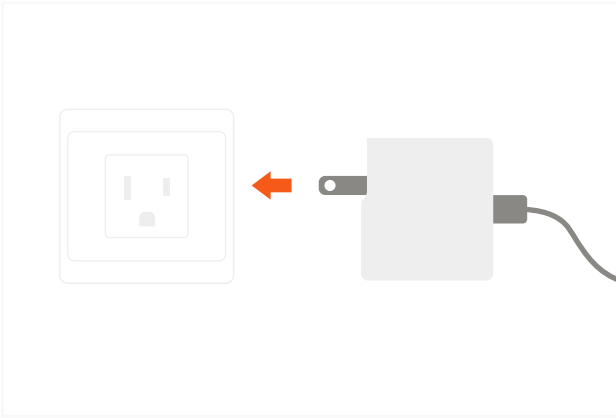
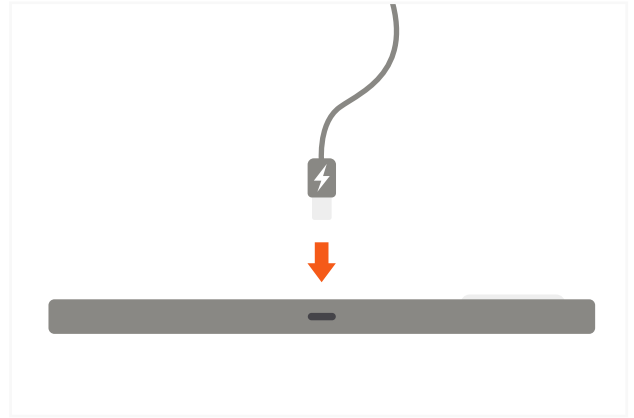


TRIO WIRELESS CHARGING PAD

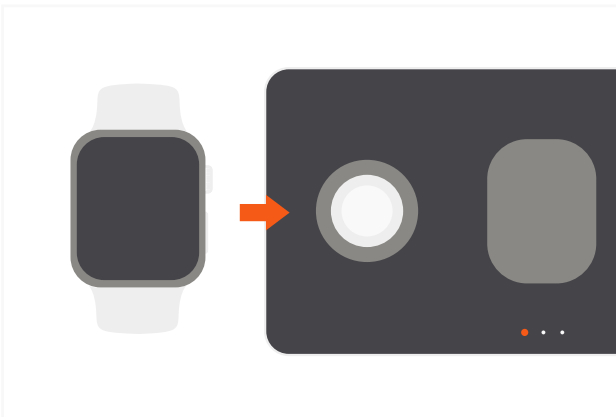
- 1** Plug the included 24W power adapter into a wall outlet.




- 2** Connect the included cable to the USB-C port located on the backside of the Charging Pad.



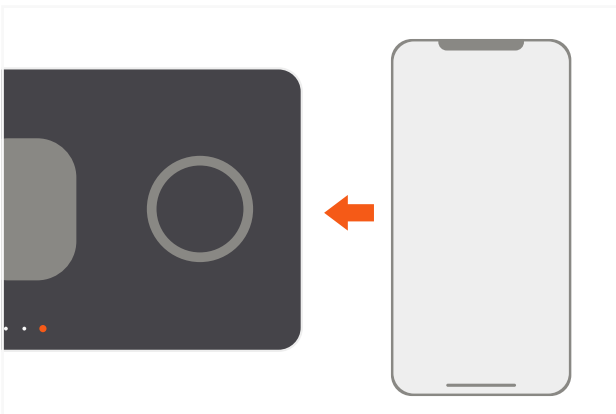
- 3** Place Apple Watch onto the magnetic charging module (2.5W). Supports Nightstand mode. Left LED light will illuminate



- 4** Place AirPods Pro / AirPods Gen 3/2 onto the middle charging groove (5W). Middle LED light will illuminate



- 5** Place iPhone or Qi-enabled smartphone face up onto the charger (7.5W). Charger will only magnetize with iPhone 13/12 models. If using with case, magnetic feature is only functional if the case supports MagSafe protocol.



- 6** To switch to an EU/UK adapter, fold up the US plug and slide over the appropriate adapter.

