



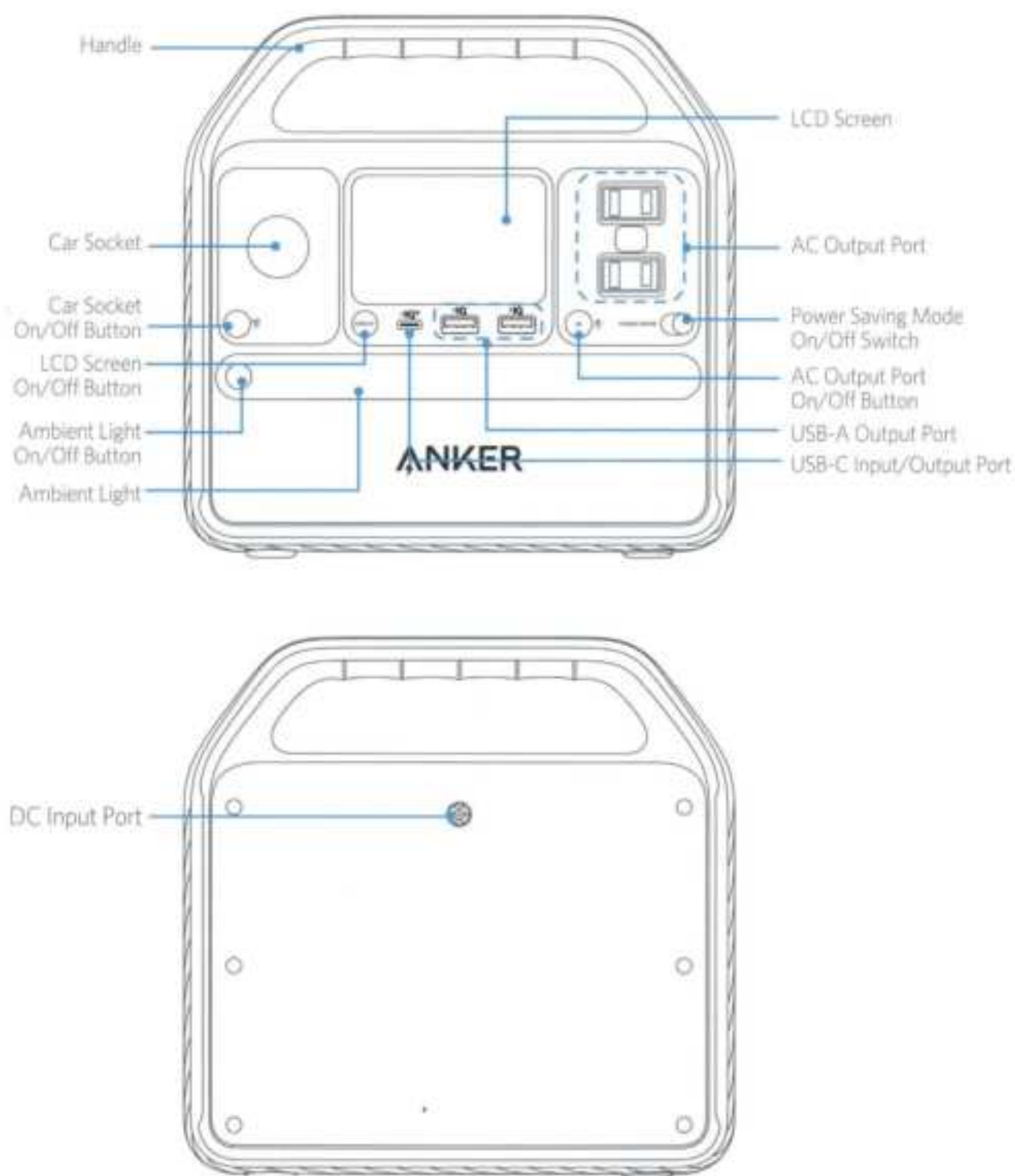
Charge Fast, Live More



Anker **521** Portable Power Station
(PowerHouse 256Wh)

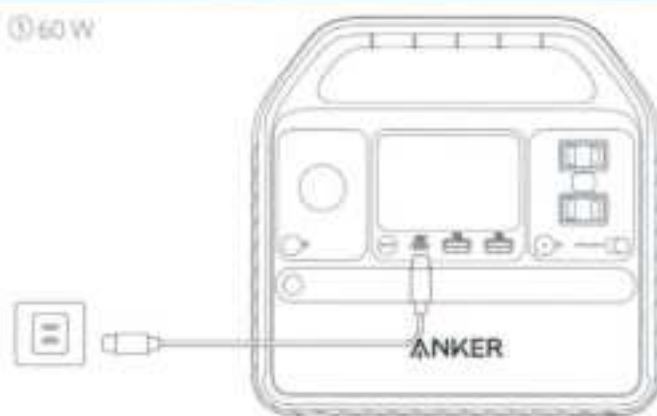
USER MANUAL



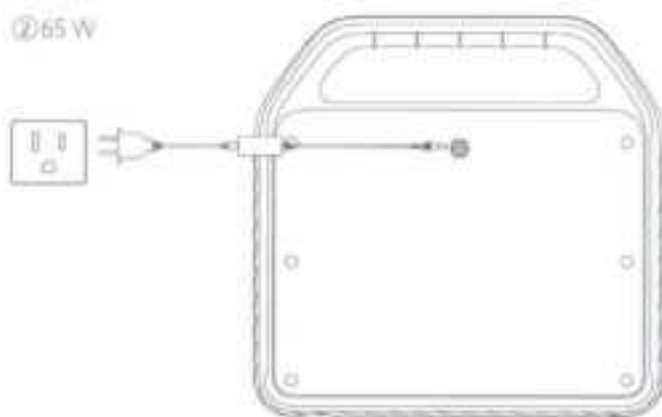


Recharging

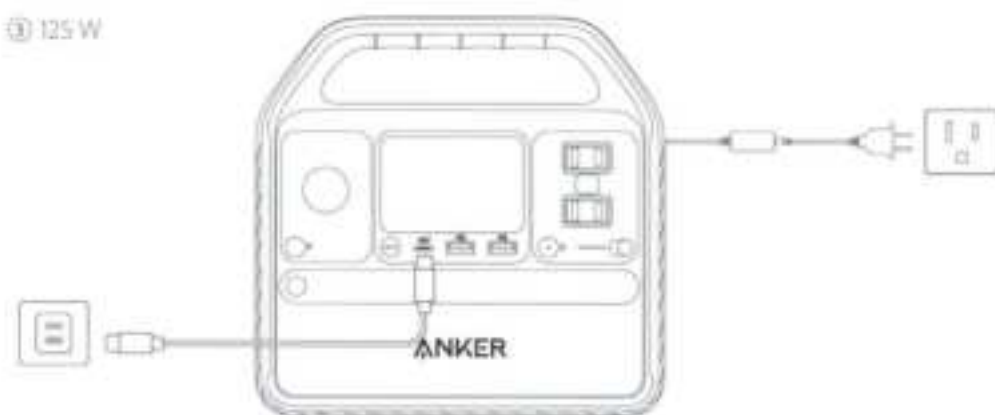
① 60 W



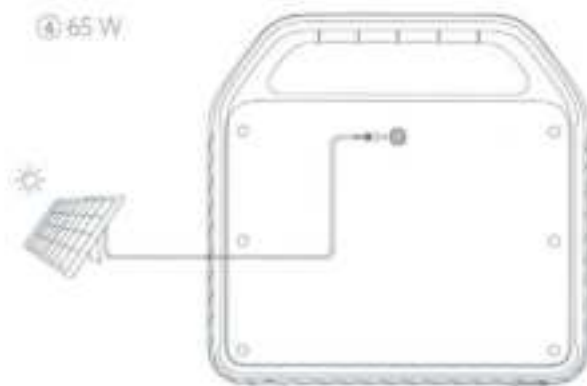
② 65 W



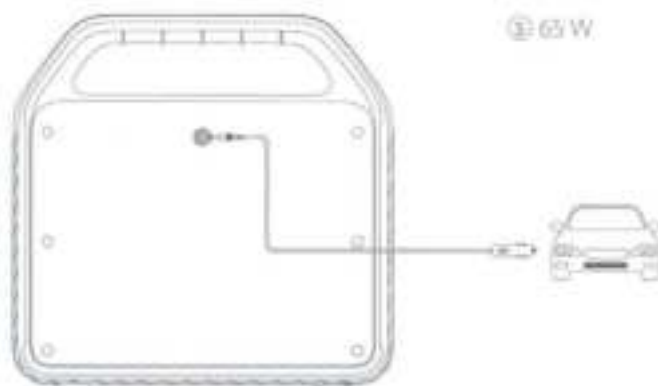
③ 125 W



④ 65 W

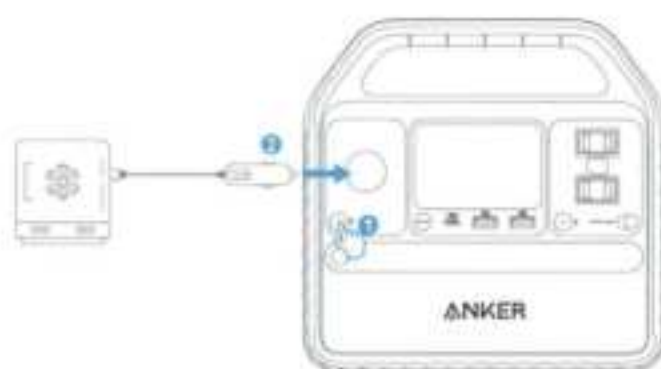
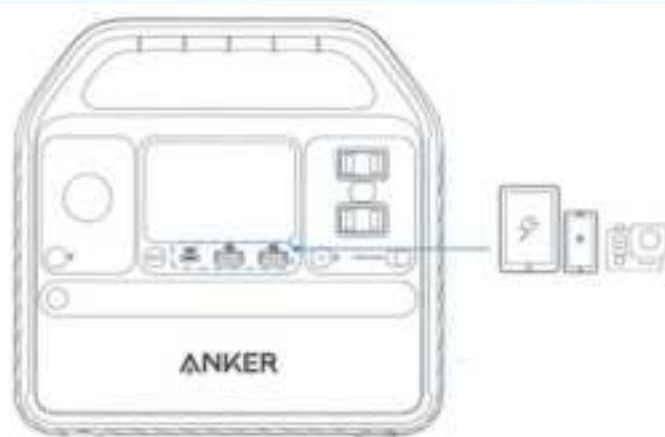


⑤ 60 W



- Please fully charge the product before using it for the first time.
- When your portable power station only has 1% battery remaining, the indicators will flicker to remind you to recharge the device.

Charging



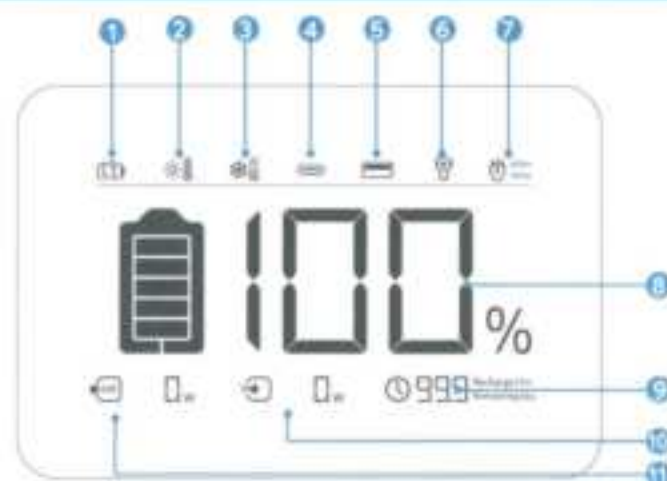
1. The USB-A and USB-C ports support plug and charge. When devices are plugged in, they will start charging automatically; when devices are unplugged, they will turn off automatically.
2. The car socket and AC output port do not support plug and charge. Use the corresponding on/off buttons to turn them on before charging.
3. To avoid draining the battery, we recommend keeping Power Saving Mode turned on except when you are charging low-powered devices like CPAP machines and cameras.

Power Saving Mode

Switching on the power saving mode prevents wasting power by automatically turning off the Power Station once all your devices are fully charged.

Switching off the power saving mode will enable stable charging over an extended period, such as for time-lapse photography or for sleeping with a CPAP machine.

LCD Screen Guide



Power Saving Mode



High-Temperature Alert

- When this icon shows, stop using the product and leave it to cool down until the icon disappears.



Low-Temperature Alert

- When this icon shows, stop using the product until the icon disappears.



USB-C Input/Output Port



USB-A Output



Car Charging



AC Charging and Voltage Frequency

Press the AC output port on/off button for 2 seconds to switch the frequency.



Remaining Battery



Remaining Battery in Hours



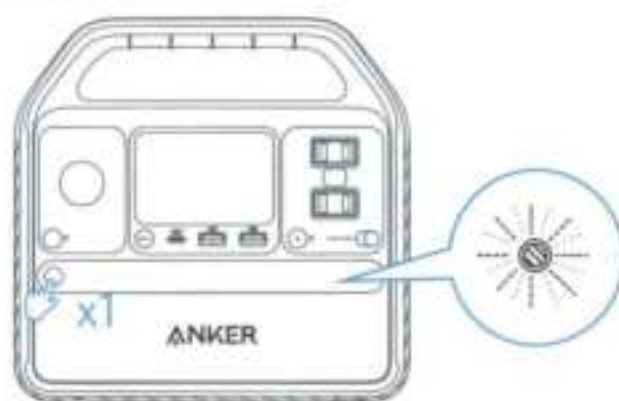
Current Input Power



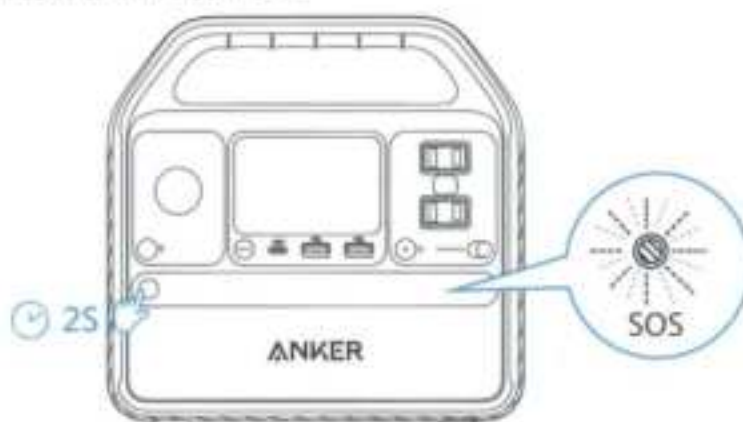
Current Output Power

Flashlight Mode

Press the button once to turn on the ambient light.




Hold the button for 2 seconds to turn on SOS mode.



Trouble Shooting

Resetting Your Power Station



If your Power Station isn't working correctly, insert a paper clip or pin into the reset hole for 1 second for a factory reset. If the Power Station still doesn't work, please contact support@anker.com.

FAQ

Q1: What's the max power output of the AC port?

200W, and if you use the AC port for devices greater than 200W, the product will automatically turn off.

Q2: Can I recharge the product while charging connected devices?

Yes.

Q3: Can this product power a CPAP?

Yes, but do not forget to turn off the Power Saving Mode first.

Q4: Will this product lose power automatically if not powered off?

Yes, when the car socket or AC control button is turned on, even if no devices are being charged, there will still be a certain amount of no-load power consumption. To avoid draining the battery, we recommend keeping Power Saving Mode turned on except when you are charging low-powered devices like CPAP machines and cameras.

Q5: What kind of solar charger can charge this product?

Any 12V-28V solar charger with a DC 8mm (DC 7909) male connector.

Specifications

Cell Capacity	256 Wh
DC Input	11-28V \equiv 5.5A (65W Max)
Car Charger Output	12V \equiv 10A
AC Output	110V- 1.82A, 50Hz/60Hz, 200W
USB-A Output	5V \equiv 3.6A (2.4A Max Per Port)
USB-C Input	5V \equiv 3A/ 9V \equiv 3A/ 15V \equiv 3A/20V \equiv 3A (60W Max)
USB-C Output	5V \equiv 3A/ 9V \equiv 3A/ 15V \equiv 3A/20V \equiv 3A (60W Max)
Discharging Temperature	-4°F-104°F / -20°C-40°C
Charging Temperature	32°F-104°F / 0°C-40°C
Size	21.6*21.14*14.4cm/ 8.5*8.32*5.67inches
Net Weight	3.7kg/8.16lbs
Gross Weight	4.34kg/9.57lbs

Attention



Not permitted on aircraft.

IMPORTANT SAFETY INSTRUCTIONS

WARNING - When using this product, basic precautions should always be followed, including the following:
Read all the instructions before using the product.

- To reduce the risk of injury, close supervision is necessary when the product is used near children.
- Do not put fingers or hands into the product.
- Do not expose the product to rain or snow.
- Use of a power supply or charger not recommended or sold by the product manufacturer may result in a risk of fire or injury to persons.

To reduce risk of damage to the electric plug and cord, pull the plug rather than the cord when disconnecting the product.

- Do not use the product in excess of its output rating. Overload outputs above rating may result in a risk of fire or injury to persons.
- Do not use the product that is damaged or modified. Damaged or modified batteries may exhibit unpredictable behavior resulting in fire, explosion or risk of injury.

Do not operate the product with a damaged cord or plug, or a damaged output cable.

- Do not disassemble the product. Take it to a qualified service person when service or repair is required. Incorrect reassembly may result in a risk of fire or electric shock.
- Do not expose to fire or high temperatures. Exposure to fire or temperatures above 130°C may cause explosion. To reduce the risk of electric shock, unplug the power pack from the outlet before attempting any instructed servicing.
- Have servicing performed by a qualified repair person using only identical replacement parts. This will ensure that the safety of the product is maintained.
- When charging a device, the product may feel warm, this is a normal operating condition and should not be cause for concern.

When charging the internal battery, work in a well ventilated area and do not restrict ventilation in any way.

- Do not clean the product with harmful chemicals or detergents.
- Misuse, dropping or excessive force may cause product damage.
- When disposing of secondary cells or batteries, keep cells or batteries of different electrochemical systems separate from each other.
- Do not use or store the power station in direct sunlight for an extended period, such as in a car, cargo bed, or any other place where it will be exposed to high temperatures. Doing so may cause the product to malfunction, deteriorate, or generate heat.

Storage and Maintenance Instructions

1. Please store the product between 32°F-104°F (0°C-40°C). Avoid exposing the product to rain or using the product in a humid environment.
2. To preserve battery lifespan, please discharge the battery to 30% and recharge it to 60% every three months.
3. For safety, please do not store the product in an environment with a temperature higher than 113°F or lower than 14°F for an extended period of time.
4. Please keep the product laid flat during use, when charging, and during storage.

FCC Statement

This device complies with Part 15 of the FCC Rules. Operation is subject to the following two conditions: (1) This device may not cause harmful interference, and (2) this device must accept any interference received, including interference that may cause undesired operation.

Warning: Changes or modifications not expressly approved by the party responsible for compliance could void the user's authority to operate the equipment.

Note: This equipment has been tested and found to comply with the limits for a Class B digital device, pursuant to Part 15 of the FCC Rules. These limits are designed to provide reasonable protection against harmful interference in a residential installation.

This equipment generates, uses, and can radiate radio frequency energy and, if not installed and used in accordance with the instructions, may cause harmful interference to radio communications. However, there is no guarantee that interference will not occur in a particular installation. If this equipment does cause harmful interference to radio or television reception, which can be determined by turning the equipment off and on, the user is encouraged to try to correct the interference by one or more of the following measures:

- (1) Reorient or relocate the receiving antenna.
- (2) Increase the separation between the equipment and receiver.
- (3) Connect the equipment into an outlet on a circuit different from that to which the receiver is connected.
- (4) Consult the dealer or an experienced radio / TV technician for help.

The following importer is the responsible party.

Company Name: Fantasia Trading LLC

Address: 5350 Ontario Mills Pkwy, Suite 100, Ontario, CA 91764

Telephone: +1-800-988-7973

IC Statement

This device complies with Industry Canada license ICES-003. Operation is subject to the following two conditions: (1) This device may not cause interference, and (2) This device must accept any interference, including interference that may cause undesired operation of the device.

Le présent appareil est conforme aux CNR d'Industrie Canada applicables aux appareils radio exempts de licence.

L'exploitation est autorisée aux deux conditions suivantes : (1) l'appareil ne doit pas produire de brouillage, et (2) l'utilisateur de l'appareil doit accepter tout brouillage radioélectrique subi, même si le brouillage est susceptible d'en compromettre le fonctionnement.

This digital apparatus complies with CAN ICES-003(B)/NMB-003(B).

Declaration of Conformity

Hereby, Anker Innovations Limited declares that the product type A1720 is in compliance with Directives 2014/35/EU & 2014/30/EU & 2011/65/EU. The full text of the EU declaration of conformity is available at the following internet address:

<https://www.anker.com>

GB Declaration of Conformity

Hereby, Anker Innovations Limited declares that the product type A1720 is in compliance with Electrical Equipment (Safety) Regulations 2016 & Electromagnetic Compatibility Regulations 2016 & The Restriction of the Use of Certain Hazardous Substances in Electrical and Electronic Equipment Regulations 2012. The full text of the GB declaration of conformity is available at the following internet address:

<https://www.anker.com>

Anker Innovations Limited | Room 1318-19, Hollywood Plaza, 610 Nathan Road, Mongkok, Kowloon, HongKong

The following importer is the responsible party (contract for EU and UK matters)

Anker Innovations Deutschland GmbH | Georg-Mueller-Strasse 3, 80807 Munich, Germany

Anker Technology (UK) Limited, GNRB, 49 Clarendon Road, Watford, Hertfordshire, WD17 1HP, United Kingdom

Customer Service



5-Year Limited Warranty



Lifetime Technical Support



support@anker.com

support.mea@anker.com (For Middle East and Africa Only)



(US) +1 (800) 988 7973 Mon-Fri 6:15AM - 5:00PM(PT)

(UK) +44 (0) 1604 936200 Mon-Sat 6:00-19:00; Sun 6:00-14:00

(DE) +49(0)69 9579 7960 Mon-Fri 8:00 - 16:00

(Middle East & Africa) +971 42428633 Mon-Thu 9:00 - 17:30; Fri 8:00 - 12:00

(UAE) +971 8000320817 Mon-Thu 9:00 - 17:30; Fri 8:00 - 12:00

(KSA) +966 8008500030 Mon-Thu 8:00 - 16:30; Fri 7:00 - 11:00

(Kuwait) +965 22069086 Mon-Thu 8:00 - 16:30; Fri 7:00 - 11:00

(Egypt) +20 8000000826 Mon-Thu 7:00 - 15:30; Fri 6:00 - 10:00

(AU) +61 3 8331 4800 Mon-Fri 8:30 - 17:00 (AEST)

(TR) +90 (850) 460 14 14 Mon-Fri 9:00 - 18:00

(RU) +8 (800) 511-86-23 Mon-Fri 9:00 - 18:00 (MSK)

(中国) +86 400 0550 036 周一至周五 9:00 - 18:00

(日本) 03 4455 7823 月 - 金 9:00 - 17:00

(한국) +82 02-1670-7098 월 - 금 10:00 - 17:00

For FAQs and more information, please visit:

anker.com/support



@anker_official
@anker_jp



@Anker Deutschland
@Anker Japan
@Anker



@AnkerOfficial
@Anker_JP