

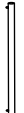




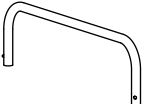

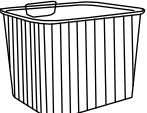
Instruction Manual

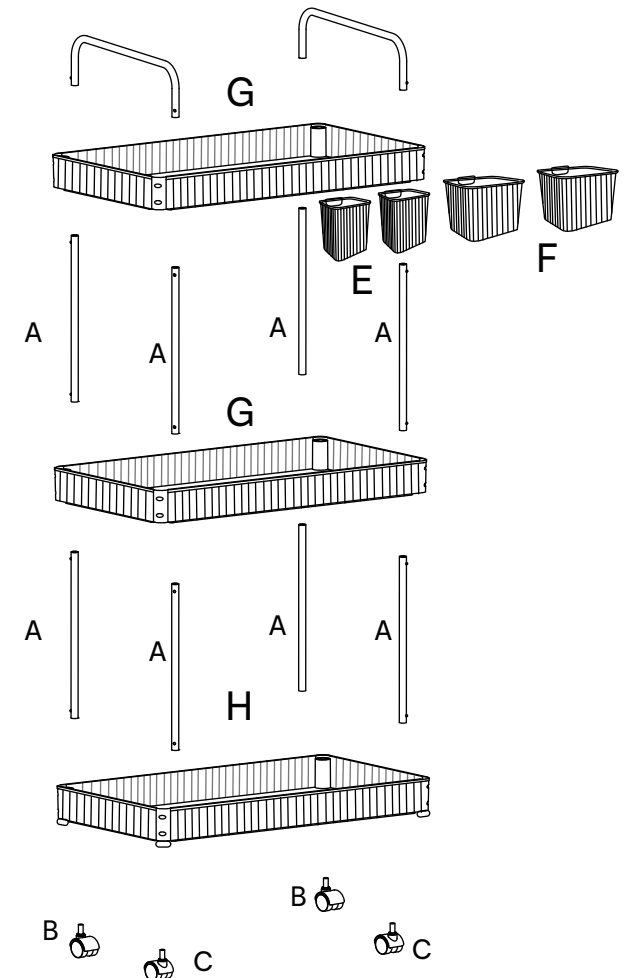
K: 43544622 | T: 71012421 3 TIER TROLLEY

CARE INSTRUCTIONS: Check and tighten all parts regularly. Wipe clean with a soft damp cloth. For indoor and domestic use.

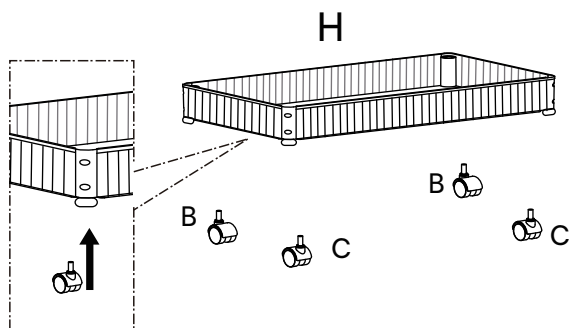
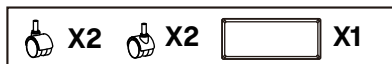
WARNING: Do not stand, sit or lean on the trolley. Use only on a flat surface. This package contains small parts, keep away from children and babies. Adult assembly required. Failure to follow these warning could result in serious injury.

MAXIMUM LOADING WEIGHT: 7kg for each layer

	A	8 PCS		G	2 PCS
	B	2 PCS			
	C	2 PCS		H	1 PC
	D	2 PCS			
	E	2 PCS			
	F	2 PCS			

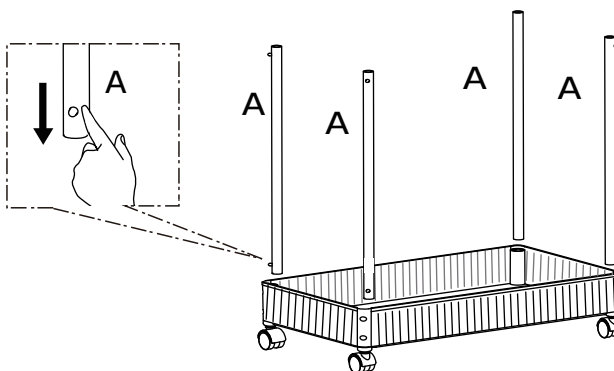



STEP 1

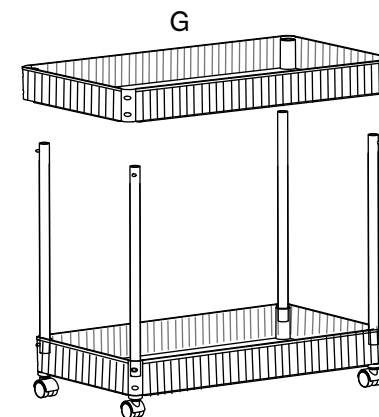


WARNING: Please make sure the wheels with and without brakes are installed diagonally.

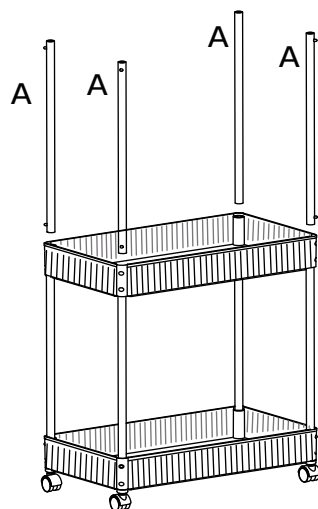
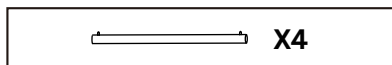
STEP 2



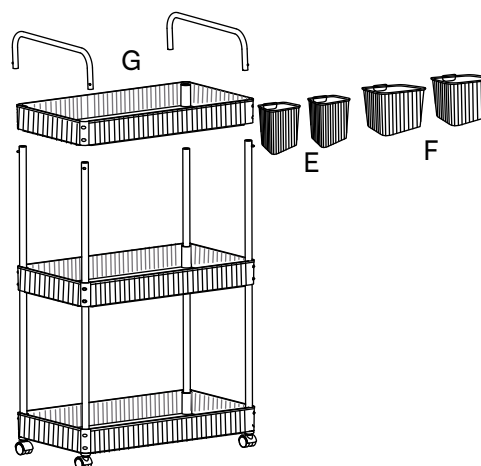
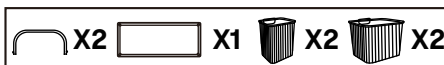
STEP 3



STEP 4



STEP 5



STEP 6 DISASSEMBLE METHOD

