



# Wireless CarPlay and AndroidAuto Adapter

## User Manual

The information in this manual is subject to change without notice.

[www.rexingusa.com](http://www.rexingusa.com)

Model: CPW-22  
REV10042024



# Activate Your **18-Month Warranty** & Choose Your **FREE Gift!**

Activate within 30 days of purchase to claim your free gift and extend your limited 12-month warranty to 18 months.

Scan The QR To Activate &  
Select Your Free Gift

**SCAN  
ME!**



<https://www.rexingusa.com/productreg/>

# Overview

## Thank you for choosing **REXING!**

We hope you love your new Wireless Carplay and AndroidAuto Adapter as much as we do. If you need assistance, or have any suggestions to improve it, please contact us.



care@rexingusa.com



(877) 740-8004

Our support team will respond to you as soon as possible.

Always a surprise with Rexing

## Check us out here.

- <https://www.facebook.com/rexingusa/>
- <https://www.instagram.com/rexingdashcam/>
- <https://www.rexingusa.com/support/registration/>



Facebook



Instagram



Site



Product Support



# Important Information

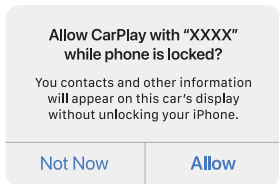
This adapter is designed for wireless CarPlay with iPhones running iOS 10 or newer, and for wireless Android Auto with Android phones running Android 8.0 (Oreo) or higher, through vehicle infotainment systems that have built-in Apple CarPlay or Android Auto. Refer to the next page for instructions on how to check if your vehicle has built-in CarPlay or Android Auto.

However, NOT every vehicle with built-in Apple CarPlay or Android Auto is compatible with this adapter. If you encounter any issues while using this adapter, please do not hesitate to contact us.

<b>Function</b>	Convert OEM Apple CarPlay/Android Auto to wireless CarPlay/Android Auto
<b>Compatibility</b>	Car: with OEM Apple CarPlay/Android Auto
	Phone: Running ios 10/Android 8.0 or newer
<b>Control</b>	OEM touchscreen, steering wheel, and joy stick control
<b>Input Power</b>	USB 5V
<b>Connectivity</b>	Wi-Fi & Bluetooth

# How To Check If A Car Has Apple CarPlay/Android Auto

1. Plug your phone (running iOS 10 or newer, or Android 8.0 or newer) into the car USB port with the cable. If your car has built-in Apple CarPlay, a notification like the one below will pop up on your iPhone. (Android phones may not have a notification.)



2. Look for the icons below on the menu of your vehicle's infotainment system. If you see either of the four icons, then your vehicle has built-in Apple CarPlay/Android Auto.



or



or



3. If you're unsure whether or not your vehicle has built-in Apple CarPlay or Android Auto, contact your car dealer for further assistance.

# What's in the box?



1.



2.



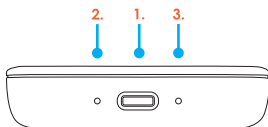
3.



4.

- 
1. User Manual
  2. Wireless Adapter
  3. USB Cable (Type-C to A)
  4. USB Cable (Type-C to C)
-

# Product Overview



1. USB Type-C Port: connect to car
2. LED Indicator
  - Power ON: Blue light flashing.
  - Connecting: Blue light flashes slowly.
  - Connected to Car Successfully: Blue light remains solid.
  - Updating: Blue light flashes rapidly.
  - Update Successful: Blue light remains solid.
3. Reset Button

# How To Install



OR



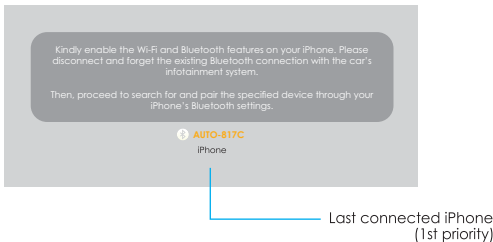
**Note:** If there are multiple USB ports in your car, the adapter should be plugged into the USB port that is for wired Apple CarPlay/Android Auto connection.



# How To Connect

1. Turn on your Phone's Wi-Fi and Bluetooth
2. Pair your Phone's Bluetooth with Auto-xxxx
3. A pop-up message will appear on your Phone. Choose Pair-Allow-Use CarPlay/Android Auto.
4. Connecting to Wireless CarPlay/Android Auto will take a few seconds.

**Note:** Before connecting to a new Phone, please disconnect the previous Phone.



**Note:** This screen may not display on some Android Auto-only systems, but the connection can still be completed.

# Firmware Update

Updating firmware is only recommended when you encounter issues with your product

## How To Update:

Please check [www.rexingusa.com](http://www.rexingusa.com) for information on firmware updates.

# Report An Issue

## How To Report An Issue:

1. Any issues encountered while using the adapter can be reported directly on our website, and we will fix the issue as soon as possible.
2. Please visit [www.rexingusa.com](http://www.rexingusa.com) and navigate to our product support page, then select the model "CPW-22" OR scan the QR code below.



# Warranty & Support

## Warranty

The Rexing Wireless CarPlay and AndroidAuto Adapter comes with a full 12-month warranty. If you register your product on our official site (<https://www.rexingusa.com/support/registration>), you can extend the warranty to 18 months.

If you have any questions regarding your product, please do not hesitate to contact us at [care@rexingusa.com](mailto:care@rexingusa.com), or call us at **(877) 740-8004**. Queries are typically answered within 12-24 hours.

## Your opinion matters

Rexing is firmly committed to always improving our products, services, and user experience. If you have any thoughts on how we can do even better, we welcome your constructive feedback and suggestions.

Connect with us today at [care@rexingusa.com](mailto:care@rexingusa.com)

**Thank you for choosing Rexing!**

## FCC ID: 2AW5W-CPW

This device complies with part 15 of the FCC Rules. Operation is subject to the following two conditions: (1) This device may not cause harmful interference, and (2) this device must accept any interference received, including interference that may cause undesired operation.

Changes or modifications not expressly approved by the party responsible for compliance could void the user's authority to operate this equipment.

# REXING®



MADE IN CHINA