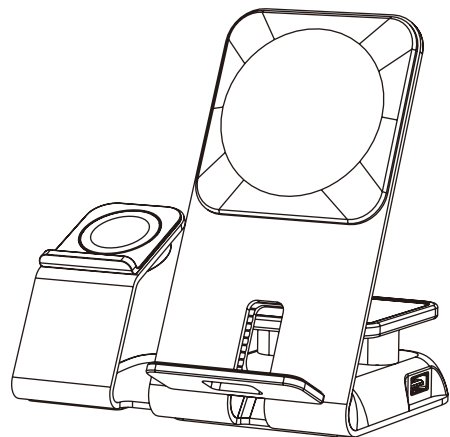
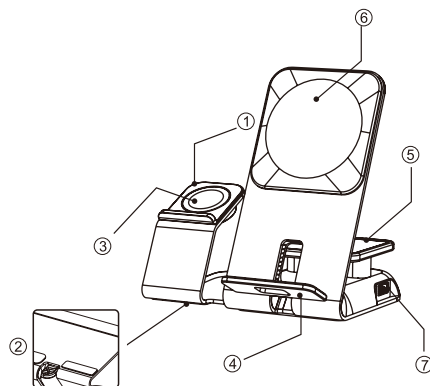


Instruction Manual



Please read the instructions carefully first, in order to install the product correctly for quick use.



Product Introduction

- ① : Magnetic charger silica gel
- ② : Anti-slip Mat
- ③ : Apple Watch magnetic charger
- ④ : Adjustable mobile phone baffle
- ⑤ : AirPods Wireless charging silica gel
- ⑥ : Mobile phone magnetic charger cover
- ⑦ : USB-A interface

Specifications

Product Name: 3 in 1 Wireless Charger

Product Material: Aluminium alloy, Plastic, PCB, PE, Rubber

Input: 9V \pm 3A / 12V \pm 1.5A(Max)

Output: 9V \pm 1.66A/5V \pm 0.6A / 5V \pm 1A

Frequency: 115-205Khz

Conversion Efficiency: >79%(max)

Charging distance: \leq 6mm

Power Interface: Type-C

Product Dimension: 125*110*129mm

Charging Cable: 1m USB Type-C cable

FCC ID: 2AY3K-YFWF142

Applicable Mobile Phone Mode: Mobile phone with wireless charging function or external wireless charging receiver

For Apple Watch series 7/6/5/4/3/2/1/Nike+/Sport/Edition(Both 38/40/42/44mm); Apple AirPods, Apple AirPods Pro

NOTE:

1. Do not use Apple's 5v/1A stock charger or a computer's usb port to power your wireless charger.
2. Cases made of metal, attachments such as magnets, cards, grips will interfere with charging.
3. Quick charge 3.0 wall adapter required for fast charge mode.

FCC Warning statement:

This device complies with part 15 of the FCC Rules. Operation is subject to the following two conditions: (1) This device may not cause harmful interference, and (2) this device must accept any interference received, including interference that may cause undesired operation. Changes or modifications not expressly approved by the party responsible for compliance could void the user's authority to operate the equipment.

Note:

This equipment has been tested and found to comply with the limits for a Class B digital device, pursuant to part 15 of the FCC Rules. These limits are designed to provide reasonable protection against harmful interference in a residential installation. This equipment generates, uses and can radiate radio frequency energy and, if not installed and used in accordance with the instructions, may cause harmful interference to radio communications. However, there is no guarantee that interference will not occur in a particular installation. If this equipment does cause harmful interference to radio or television reception, which can be determined by turning the equipment off and on, the user is encouraged to try to correct the interference by one or more of the following measures:

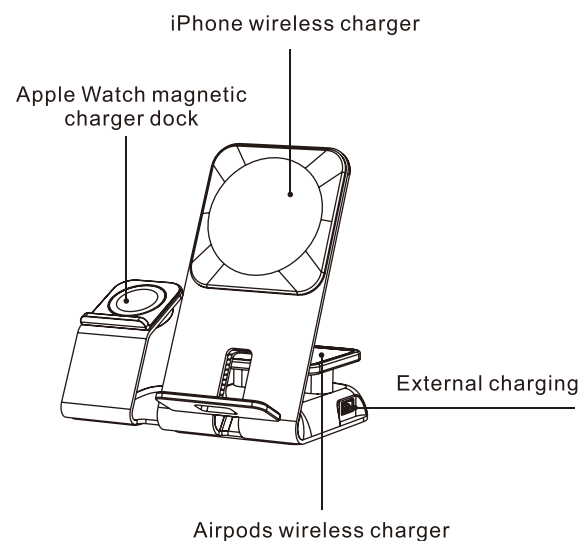
- Reorient or relocate the receiving antenna.
- Increase the separation between the equipment and receiver.
- Connect the equipment into an outlet on a circuit different from that to which the receiver is connected.
- Consult the dealer or an experienced radio/TV technician for help.

FCC RF exposure statement:

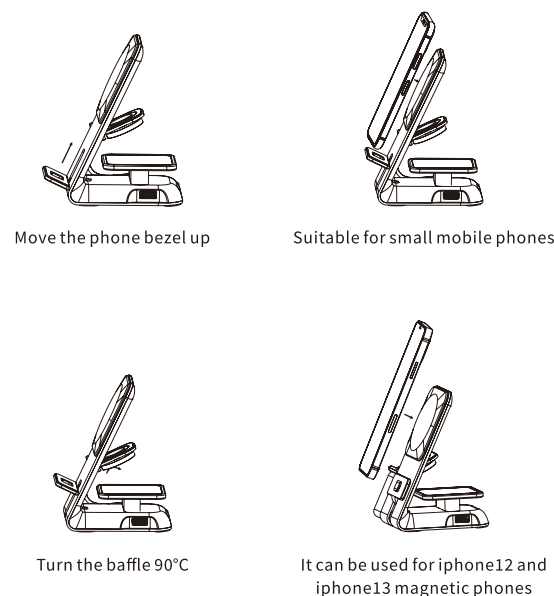
This equipment complies with FCC Radiation exposure limits set forth for an uncontrolled environment. This equipment should be installed and operated with a minimum distance of 20cm between the product and your body.

正面

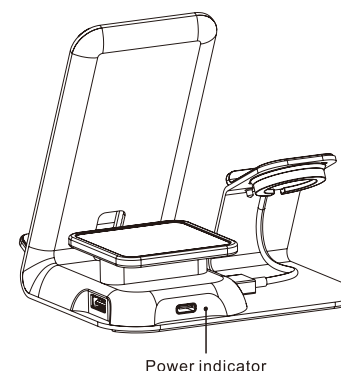
Wireless charging mode



Mobile phone baffle adjustment



Power indicator status



- 1, Turn on the power and the white light will be on for 1 second.
- 2, The breathing light is always on during normal charging of the mobile phone.
- 3, The white light will keep flashing, when there are metal foreign matters on the charging board.

反面