



you can scan the QR code, and then use  
the item number to search for video  
✉ support@lightailing.com

WWW.LIGHTAILING.COM



**Hibiscus 10372**  
**ITEM NO.: LGK779**

To make it easier to obtain the necessary information, this manual uses the following icons and conventions:



EN: Install building blocks  
DE: Bausteine installieren  
FR: Installer les blocs de construction  
ES: Instalar los bloques de construcción  
IT: Installare i blocchi di costruzione



EN: Dismantle building blocks  
DE: Bausteine abbauen  
FR: Démanteler les blocs de construction  
ES: Desmontar los bloques de construcción  
IT: Smontare i blocchi di costruzione



EN: Wind the cable around building blocks  
DE: Das Kabel um die Bausteine wickeln  
FR: Enrouler le câble autour des blocs de construction  
ES: Enrollar el cable alrededor de los bloques de construcción  
IT: Avvolgere il cavo intorno ai blocchi di costruzione




EN: Penetrate across building blocks  
DE: Durch die Bausteine hindurchbringen  
FR: Pénétrer à travers les blocs de construction  
ES: Perforar a través de los bloques de construcción  
IT: Penetrare attraverso i blocchi di costruzione



EN: Pull the cable on building blocks forward  
DE: Das Kabel auf den Bausteinen nach vorne ziehen  
FR: Tirer le câble sur les blocs de construction vers l'avant  
ES: Tirar el cable sobre los bloques de construcción hacia adelante  
IT: Tirare il cavo sui blocchi di costruzione in avanti



EN: Turn the building blocks around  
DE: Die Bausteine umdrehen  
FR: Tourner les blocs de construction  
ES: Girar los bloques de construcción  
IT: Girare i blocchi di costruzione



EN: LED lights damage easily, please take it as carefully as you can.

DE: LED-Lichter gehen leicht kaputt, bitte behandeln Sie sie so vorsichtig wie möglich.

FR: Les lumières LED s'endommagent facilement, veuillez les manipuler aussi soigneusement que possible.

ES: Las luces LED se dañan fácilmente, por favor manéjelas con el mayor cuidado posible.

IT: Le luci LED si danneggiano facilmente, per favore maneggiale con la massima cura possibile.



Dismantle



Install



Wind



Penetrate



Pull



Turn



Before installation, please have a test of the light to make sure all can light up. If the lights do not work, please contact us.



Dismantle



Install



Wind



Penetrate



Pull



Turn





Dismantle



Install



Wind



Penetrate



Pull



Turn



Dismantle



Install



Wind



Penetrate



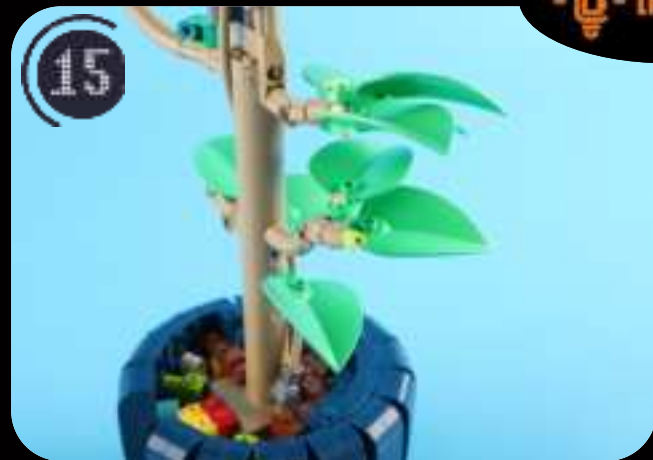

Pull



Turn







Dismantle



Install



Wind




Penetrate



Pull



Turn



Dismantle



Install



Wind



Penetrate



Pull



Turn



Dismantle



Install



Wind



Penetrate



Pull



Turn



Dismantle



Install



Wind



Penetrate



Pull



Turn





Dismantle



Install



Wind



Penetrate



Pull



Turn



Dismantle



Install



Wind



Penetrate




Pull



Turn







Dismantle



Install



Wind




Penetrate



Pull



Turn



Dismantle



Install



Wind



Penetrate



Pull



Turn





Dismantle



Install



Wind



Penetrate



Pull



Turn



Dismantle



Install



Wind



Penetrate



Pull



Turn





Dismantle



Install



Wind



Penetrate



Pull



Turn



Dismantle



Install



Wind



Penetrate



Pull



Turn





Dismantle



Install



Wind



Penetrate



Pull



Turn



Dismantle



Install



Wind



Penetrate



Pull



Turn







Dismantle



Install



Wind



Penetrate



Pull



Turn



Dismantle



Install



Wind



Penetrate



Pull



Turn



Dismantle



Install



Wind




Penetrate



Pull



Turn



### Congratulations

You have successfully installed the lighting kit! I am so proud of you. Good Job!

Thank you so much for buying our products.

If you have any questions or problems with our products, please contact us directly for assistance. We'll always be there.

Sincerely hope you'll come back soon. Thanks again!

More information at [www.lightailing.com](http://www.lightailing.com)

Email: [support@lightailing.com](mailto:support@lightailing.com)

Facebook: Lightailing Instagram: lightailing YouTube: Lightailing

©Designed by Lightailing



Dismantle



Install



Wind



Penetrate



Pull



Turn