


品名:WK02音响英文说明书  
尺寸:70\*90mm  
料号:122-WK02SMS0-01

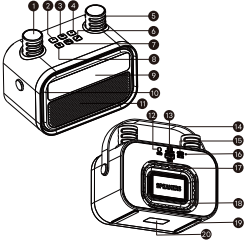
USERE MANUAL



Before esing the product, please read the instruction manual carefully!

Welcome and thank you for using our products, in order to better understand and use our products, we recommend that you read this manual carefully before use, and properly stored for future reference, please observe the precautions.

SPEAKER KEYS DESCRIPTION



● Microphone 1

● Volume -

● Menu key

● Volume +

● Microphone 2

● Karaoke mode key

● Power on/off

● Decorative light mode key

● Colorful Decorative Lamp 1

● Colorful Decorative Lamp 2

① Horns

② AUX connector

③ TF card slot

④ Carrying handle

⑤ Type-C port

⑥ Indicator light

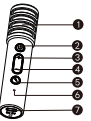
⑦ USB port

⑧ Bass Diaphragm

⑨ FOOT MATS

⑩ Fuseage stickers

MICROPHONE KEYS DESCRIPTION



● Microphone

● Power on/off

● Volume -

● Volume +

● The voice-change key

● Indicator light

● Type-C port

FUNCTION DESCRIPTION

LHost function introduction.  
1.Volume +: short press for volume up, long press for next song.  
2.Menu key: short press to switch modes, Bluetooth/TF card/U disk/AUX, etc.  
3.Volume -: short press for volume down, long press for previous song.  
4.Karaoke Mode Key:Short press the acoustic sound to turn on/off.  
5.Power button: long press for three seconds to turn on/off, short press to pauserplay.  
6.Decorative light mode key: short press to switch the LED light effect, long press for 2 seconds to turn off the LED light effect.  
7.Indicator light: blue light flashes in unconnected state, blue light is always on when connected successfully, red light is on when charging, red light is off when full.  
8.Type-C port:Plug in 5V\_1A charger to enter charging mode.  
9.TF Card Slot: Inserting a file with MP3 audio class automatically switches to TF mode.  
10.USB interface: insert with MP3 audio class files automatically switch to U disk mode.  
11.AUX connector:Plug in 3.5 audio cable to switch to AUX mode automatically.

IL Microphone Features.

1.Power button:Long press for three seconds to turn the microphone on/off.  
2.Volume Down: Short press the microphone volume up, double press the newet up.  
3.Volume Down: Short press on the microphone volume down, double press on the reverb down.  
4.Voice change: Short press to change voice, long press to mute the microphone.  
5.Indicator light: blue light flashes in unconnected state, blue light is always on when connected successfully, red light is on when charging, red light is off when full.  
6.Type-C port:Plug in 5V/1A charger to enter charging mode.

BATTERY USE AND CHARGING SAFETY CAUTION

Speaker built-in 3.7V/1200mAh lithium batteries, microphone built-in 3.7V/300mAh lithium batteries, non-removable and replaceable, such as damage should be contacted for after-sales service for repair, toys can not be connected to more than one 5V power supply; must be regularly checked whether the cord, plug, shell and other components are damaged, found that the damage should be discontinued until repaired intact; toys before cleaning should be disconnected from the charger. Disconnect the toy from the charger before cleaning.

PARAMETER LIST

Name	Double Mark K song speaker
Product model	WK02
Function	U disk playback / TF card playback / Bluetooth connection playback / Karaoke / AUX playback
Speaker battery capacity	1200mAh
Microphone battery capacity	300mAh*2
Usage time	approx. 4.0 hrs
Charging time	approx. 3.0 hrs
Standby time	about 20 days (power off)
TF card support	64G
Speaker weight	518.5(with dual microphone)
Charging voltage	5V/1A

WARNING

Contains small parts, not suitable for children under 3 years old. This package [instructions and labeling] contains important information, please keep it in a safe place for use.

CAUTION

1. Regularly check the integrity of the speaker, if there is any obvious broken parts, please stop using it and place it away from children, do not allow children to play with disintegrated, broken, deformed speakers, so as not to cause accidental swallowing, choking and other hazards.  
2. Built-in non-removable battery, can only be used and charged under adult supervision.  
3. Keep children away from sources of ignition when playing.  
4. Do not store near fire or in hot, humid places.  
5. If you find the speed slowing down or abnormal, please charge it in time.  
6. The power must be turned off after each use.  
7. When you do not use the machine for a long time, please turn off the power after the battery is fully charged.

MAINTENANCE

Not to be immersed in water or subjected to humid conditions. Clean and dust proof, wipe with a dry cloth.

FCC ID WARNING

This device complies with part 15 of the FCC Rules. Operation is subject to the following two conditions: (1) this device may not cause harmful interference, and (2) this device must accept any interference received. Any changes or modifications not expressly approved by the party responsible for compliance could void the user's authority to operate the equipment.  
NOTE: This equipment has been tested and found to comply with the limits for a Class B digital device, pursuant to Part 15 of the FCC Rules. These limits are designed to provide reasonable protection against harmful interference in a residential installation. This equipment generates, uses and can radiate radio frequency energy and, if not installed and used in accordance with the instructions, may cause harmful interference to radio communications. However, there is no guarantee that interference will not occur in a particular installation.  
If this equipment does cause harmful interference to radio or television reception, which can be determined by turning the equipment off and on, the user is encouraged to try to correct the interference by one or more of the following measures:  
— Reorient or relocate the receiving antenna.  
— Increase the separation between the equipment and receiver.  
— Connect the equipment into an outlet on a circuit different from that to which the receiver is connected.  
— Consult the dealer or an experienced radio/TV technician for help.  
The device has been evaluated to meet general RF exposure requirement. The device can be used in portable exposure condition without restriction.