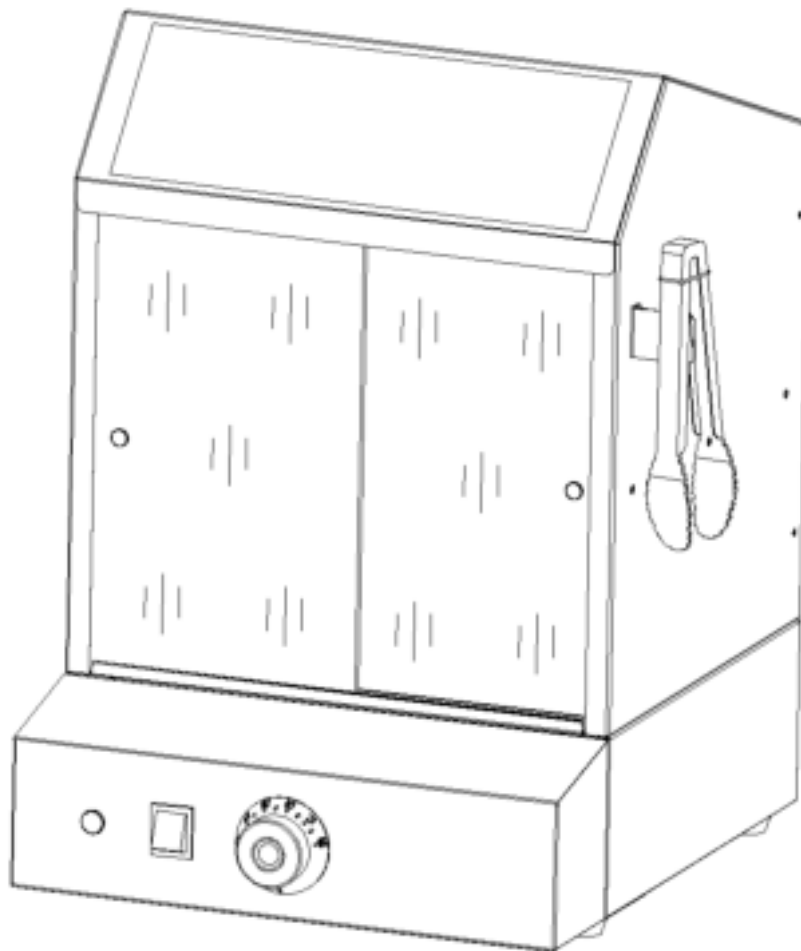


HOT DOG STEAMER

User Manual



CONTENTS

1.INTRODUCTION.

2.SPECIFICATIONS & FEATURESSAFETY.

3.ELECTRICAL SCHEMATIC.

4.BEFORE USE.

5.TRANSPORTATION AND MAINTENANCE.

6.OPERATION.

7.PARTS & ASSEMBLY.

8.DECOMPOSITION TABLE.

9.ASSEMBLY CUE.

1.INTRODUCTION

This machine is used to warm up hot dogs and buns by steaming, which makes you easy to prepare delicious hot dogs. This equipment is easy clean and operate. It will be ideal for use in rental shops, convenience stores, vending carts, restaurants, snack bars or other occasions.

2.SPECIFICATIONS & FEATURES

Model	voltage V	Frequency Hz	Power kW	Outline dimension mm
RGG-001	110	60	0.5	342×382×510

RGG-001D	110	60	0.5	400×382×570
----------	-----	----	-----	-------------

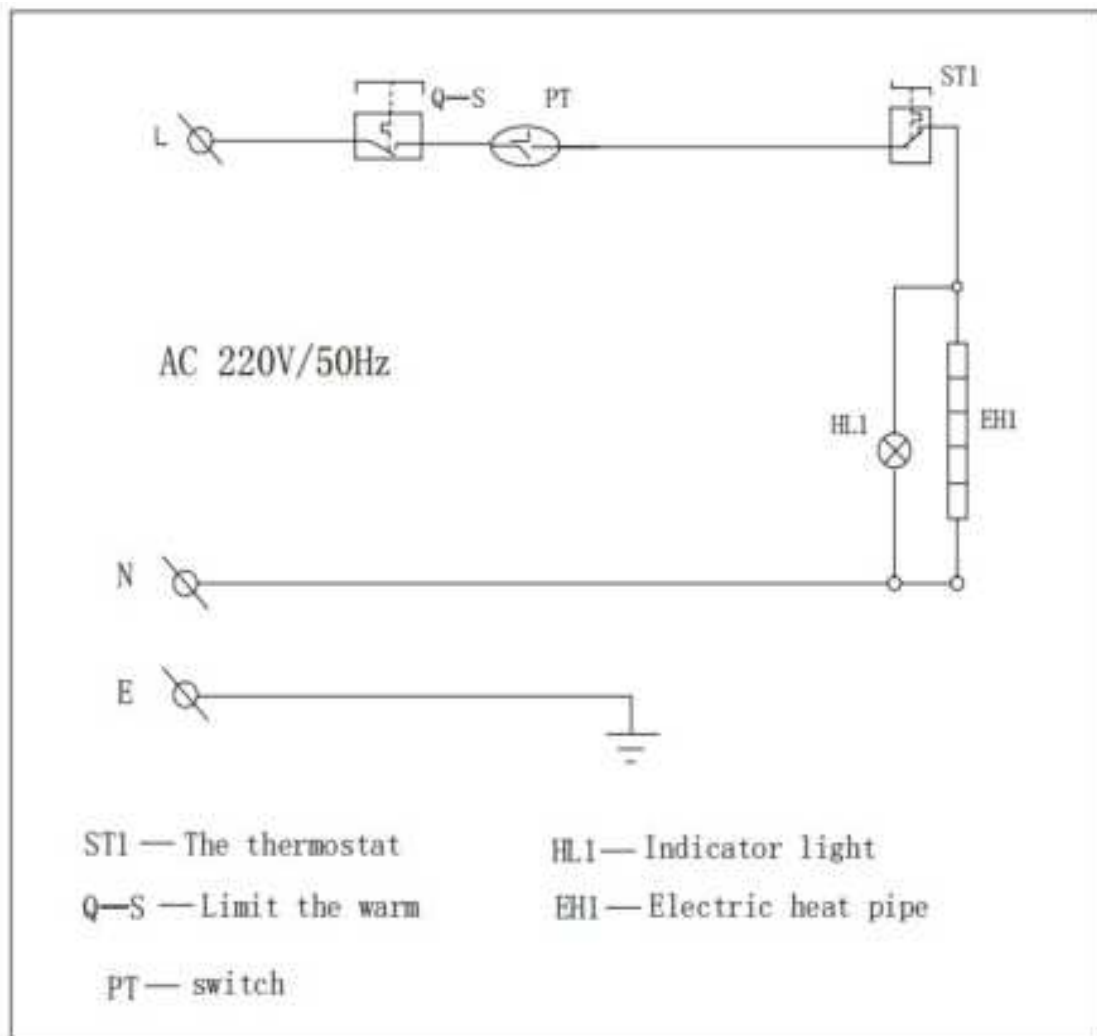
3.SAFETY

1. Do not operate the appliance with a damaged cord or plug, otherwise the machine may malfunction or be damaged. Send the unit to the nearest authorized service center for examination and repair.
2. This equipment uses cable model YZW.specifications 3×1mm², Yellow green ground wire.
3. Voltage of this machine is on rating plate at side of machine.
4. Place the machine on a flat and stable surface, connect with DX47-63, C16 Leakage air Switch and three-prong plug.
5. This appliance must be grounded while in use to protect the operator from electrical shock
6. Unplug main power cord from outlet while not in use and before cleaning. Please cool, clean and cover the unit and store in a dry and safe place if not used for a long time.
7. To avoid any risk of electrical shock, do not immerse cord, plug or the machine into water or other liquid.
8. This appliance must be grounded to make sure safe.

CAUTION: NEVER immerse in water or near water.

Machine surface is HOT, please do not touch to avoid injury.

4.ELECTRICAL SCHEMATIC:



5.BEFORE USE

1. This appliance connect with Leakage DZ121/1N, Leakage current 15mA.
2. Machine should store in a dry and safe place, 40°C below.
3. Place machine on a flat and stable surface, tilt less than 3°

6.TRANSPORTATION AND MAINTENANCE


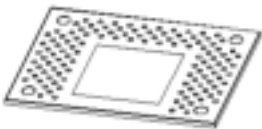





The machine contains glass inside, so handle it carefully during transportation.

DONOT use outdoors. Store in a dry and safe place after use, please do not upside down machine. Do not install pool or water.

7.OPERATION

1. Put hog dogs on steam plate and buns on bread plate, close glass door.
2. Plug power cord,turn on power switch, and turn on temperature controller at 50-60°C.
3. 10 minutes later, warm and fresh hot dogs are ready for your service.
4. Machine should be cleaned everyday.
5. Please drop all water if the equipment not use for a long time to prevent deterioration.

8.DECOMPOSITION TABLE:

NO	PART	QTY	NO	PART	QTY
1		1	2		1
			3		1
			4		1
			5		2
			6		2
			7		1

9.ASSEMBLY CUE:

