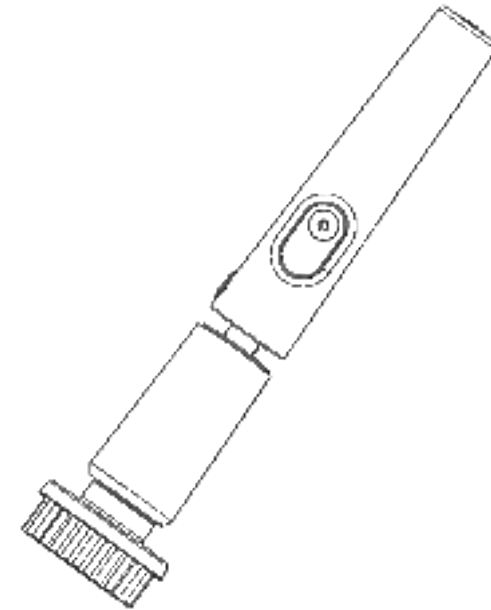




ANGLED SCRUBBER

Model: RC-24D

User Manual



PLEASE READ AND SAVE THESE
INSTRUCTIONS FOR FUTURE REFERENCE

Warnings

PLEASE READ CAREFULLY BEFORE USING THIS APPLIANCE

Please follow all the precautions listed below for safety and to reduce the risk of injury or electric shock

- This product should not be used by persons (including children) with reduced physical, sensory, or mental capabilities, or lack of experience and knowledge, unless they have been given supervision or instruction concerning use of the appliance by a person responsible for their safety.
- Children should be supervised to ensure that they do not play with the appliance.
- Do not install, charge or use this product outdoors, in the bathroom or around the swimming pool.
- In order to prevent fire, explosion or injury, please check the lithium battery and power adapter for damage before use. Do not use this product when the lithium battery or power adapter is damaged.
- Please check the area to be cleaned before use. If you find large paper, paper balls, plastic sheets or sharp objects, such as glass, nails, bolts, coins, etc., please remove them in advance.
- Do not place the product on an unstable surface such as a chair or table to prevent it from falling and damaging the product or injuring the user. When the product is dropped, damaged or otherwise abnormal, please contact after-sales service for repair, do not disassemble it.
- Only charge at the charging temperature of 5°C to 40°C. Charging in strict accordance with the instructions in the manual, charging outside the specified temperature range, may cause battery damage.
- Do not immerse the main engine or live parts in water or other liquids for cleaning.
- When cleaning and maintaining the product, please turn off the main machine first and remove the brush head to prevent personal injury caused by the rotating brush head.
- Under extreme conditions of use and temperature, the battery may leak. If the skin is accidentally exposed to the leaked battery liquid, please rinse immediately with clean water. If the liquid spills into the eyes, in addition to flushing with water, please go to the hospital immediately for examination and treatment.

- Unplug and make sure the machine is turned off before long-term non-use, maintenance or repair.
- Only use the accessories and replacement parts recommended by our company.
- Only for domestic use. Industrial or commercial use invalidates the warranty.



WARNING: Do not recharge non-rechargeable batteries.



WARNING: Before charging the product, please make sure your hands are dry.



WARNING: Only use the USB charging cable supplied with the appliance. Use of other cables may cause electrical failure and/or fire.



WARNING

Only use the USB cable that was supplied with this Appliance.

Consumers are cautioned against trying to replace the battery. Using and/or purchasing counterfeit and/or inferior quality batteries have the potential to cause fire, personal injury, and/or damage to property. These batteries are typically found on online-auction websites or from other retailers and are known to pose a potential safety risk.

Never try to charge non-rechargeable batteries as they may explode or catch on fire or cause personal injury and/or damage to property.

- Batteries may explode if disposed of in fire.
- The battery is not replaceable. Do Not open the appliance.
- Do not use or store in temperatures above 40°C.



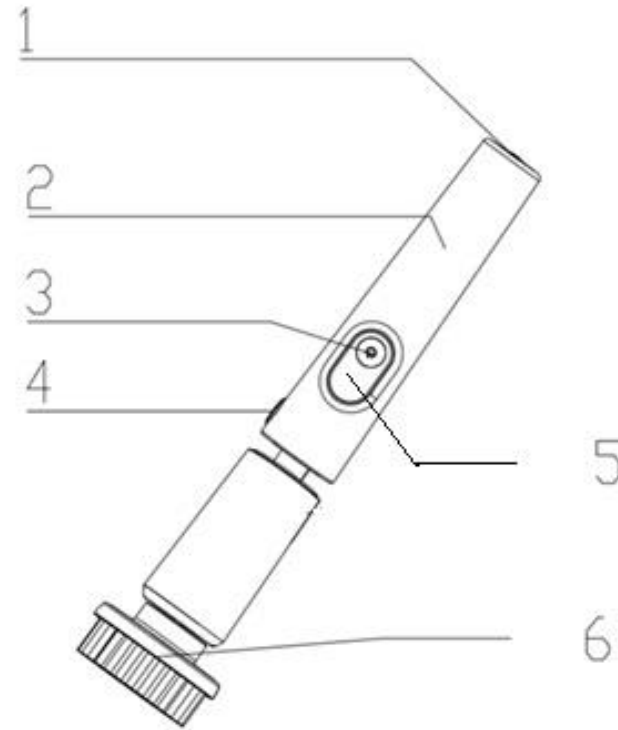
At the end of the appliance's life, it must be disposed of correctly.

Contact your local waste management authority for more information on Battery Recycling and disposal regulations in your area.

Do not dispose of electrical appliances or batteries as unsorted municipal waste, use separate collection facilities. Contact your local council for information regarding the collection systems available. If electrical appliances are disposed of in landfills or dumps, hazardous substances can leak into the groundwater and get into the food chain, damaging your health and well-being. Please contact your local council or regional authority for more information on the collection, reuse, and recycling programmes.

Read and Save These Instructions

Product Description



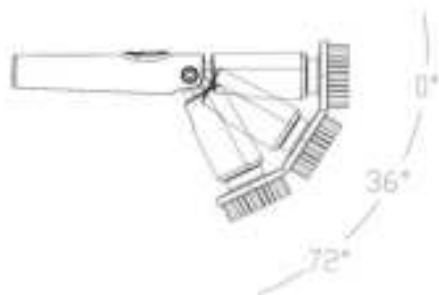
- | | |
|-------------------------|-------------------------|
| 1. Type-C charging port | 4. Angle release button |
| 2. Handle | 5. Indicator lamp |
| 3. ON/OFF button | 6. Brush head |

How to Use

Installing the brush head



Brush head Angle adjustment



Product Use

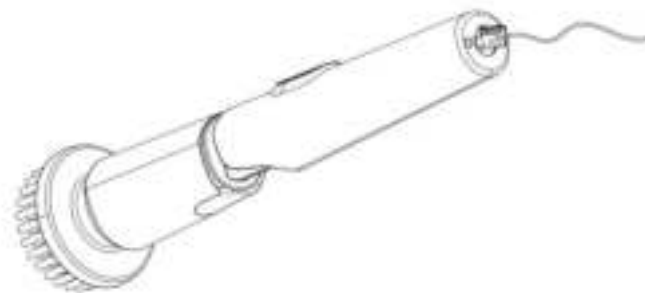
- During installation, please ensure that the brush is in the non-charging state or off state. Take out the Type-C charging cable before use.
- If the brush is charging or the battery is low, the brush will not work.
- Press the ON/OFF switch button, the charge and discharge indicator shows blue in high grade and white in low grade.



Charging

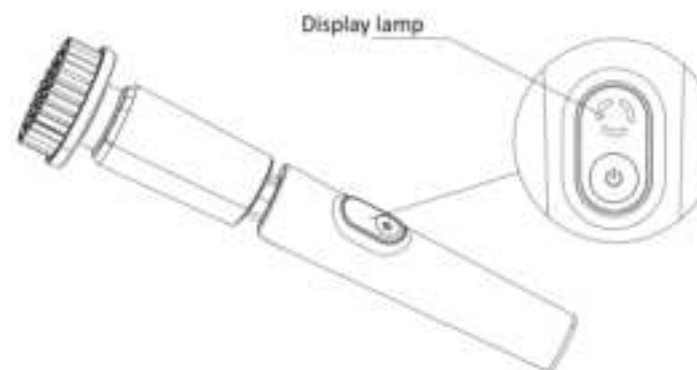
Note:

- The angled scrubber does not work when charging.
- Plug in the Type-C charging cable to charge the angled scrubber as shown in the figure.



Power indicator status description

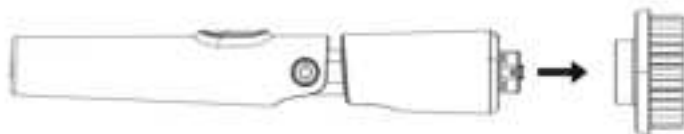
- Steady red: The battery is charging.
Steady blue: The battery is fully charged.



Maintenance and Cleaning

Tip: For better cleaning performance, it is recommended to remove the brush head for cleaning after use.

1. Pull out the brush head.



2. Rinse the filter component with water until it is clean. Allow to dry thoroughly for at least 24 hours.



Note: It is recommended to replace the brush head every 3 to 6 months to ensure the best cleaning performance

SPECIFICATION

Model no.: RC-24D

Battery type: 3.7V 2000mAh, li-ion

Charging time: Approx. 4hours

Working time: High speed: Approx.120mins

Low speed: Approx.150mins

Common Problem

When the product is abnormal, it will stop working. Please refer to the table to find the cause and solution. If the problem persists, do not use.

Problem	Possible Reason	Remedy
The product doesn't work	The power of battery pack is low.	Recharge the battery pack.
	The ON/OFF button is not pressed.	Press the ON/OFF button.
Use time becomes shorter	The ambient temperature is too high or too low.	Use in a suitable environment.
	Battery is not fully charged.	Fully recharge the battery.

12 Month Warranty

Thank you for your purchase.

Your new product is warrantied to be free from defects in materials and workmanship for the period stated above, from the date of purchase, provided that the product is used in accordance with accompanying recommendations or instructions where provided. This warranty is in addition to your rights under the Australian Consumer Law.

For New Zealand customers, this warranty is in addition to statutory rights observed under New Zealand legislation.

We will provide you with your choice of a refund, repair (where possible) or exchange (availability dependent) for this product if it becomes defective within the warranty period. The business will bear the reasonable expense of claiming the warranty.

This warranty will no longer apply where the defect is a result of alteration, accident, misuse, abuse or neglect.

Please retain your receipt as proof of purchase and contact our Customer Service Centre as listed below, for the entity you purchased this product from, for any difficulties with your product. Warranty claims and claims for expense incurred in returning this product can be addressed to the respective Customer Service Centre.

Our goods come with guarantees that cannot be excluded under the Australian Consumer Law. You are entitled to a replacement or refund for a major failure and compensation for any other reasonably foreseeable loss or damage. You are also entitled to have the goods repaired or replaced if the goods fail to be of acceptable quality and the failure does not amount to a major failure.

Contact for Kmart purchases	Contact for Target purchases
Kmart Australia Ltd. C/- Customer Service Centre 690 Springvale Road, Mulgrave Vic 3170 Customer Service: 1800 124 125 (Australia) or 0800 945 995 (New Zealand) or via Customer Help at kmart.com.au	Target Australia Pty Ltd C/- Customer Service Centre 2 Kendall Street, Williams Landing, Vic, 3027 Customer Service: 1300 753 567 or via Customer Help at target.com.au/help/contact-us