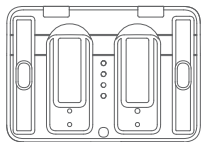
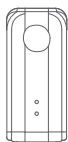


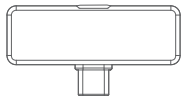
## Package Contents



Charging Compartment ×1



Transmitter ×2



Receiver ×2



Charging Cable ×1



Windscreen ×2



Magnetic Clip ×2

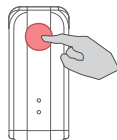
EN EN

## Installation & Use

- ① Connect the receiver with your phone



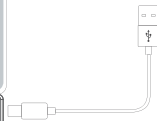
- ② Turn on the transmitter (TX).  
If the connection indicator lights on both TX and RX are on, it is ready for use.



- ③ Set the RX output volume to level 2-3;. You can also charge your phone through the receiver RX, allowing for simultaneous charging during use.

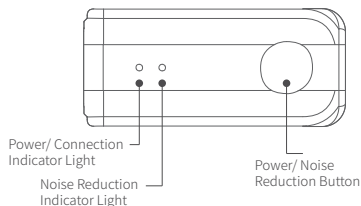


※ For some Type-C phones, you need to enable the OTG function in the phone settings



## Overview of Functions

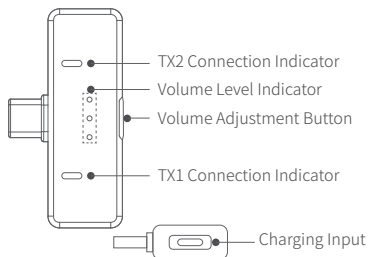
### ① Transmitter (TX) Overview of Functions



Power and connection indicator: (Unconnected: flashing blue/Connected: solid blue/Unconnected & low-battery: flashing red/Connected & low-battery: solid red/Charging: solid red/Fully charged: off/Mute: flashing red)

Noise cancellation indicator: (Noise cancellation on: solid green)

### ② Receiver (RX) Overview of Functions



EN

EN

## Specifications

Product Model	KM23
Wireless Frequency	2.4GHZ
Audio Response	50 Hz - 18 kHz
Signal-to-Noise Ratio	> 65dB
Transmitter Usage Time	Approximately 8 hours
Transmitter Battery Capacity	3.7V/80mAh
Charging Compartment Battery Capacity	3.7V/360mAh
Charging Compartment Dimensions	80*56*28mm

## Important Guidelines

1. This product is a precision electronic device. To ensure its optimal performance and longevity, please take care to prevent water ingress or severe impacts. In case of accidental exposure to water, promptly power off the device, gently shake off any excess water, and seek assistance from a qualified technician.
2. If the device is not in use for an extended period, it is advisable to fully charge the battery every three months. This practice helps maintain the battery's performance and longevity over time.
3. Avoid exposing the internal battery to direct sunlight, fire, or other excessively hot environments. Such conditions can degrade battery life and pose safety risks.
4. To ensure uninterrupted signal transmission, it's recommended to keep the transmitter and receiver facing each other during use. This positioning helps optimize signal strength and minimize potential interruptions.