



SureColor F11070/F11070H Notices

Contents

Notices	5
Important Safety Instructions.....	5
List of Safety Symbols on the Product	5
General Product Safety Instructions	7
Precautions When Using Optional Media Feeding Unit	10
Ink Cartridge Safety Instructions.....	11
LCD Screen Safety Instructions.....	12
Safety and Approvals Specifications	13
FCC Compliance Statement.....	13
Binding Arbitration and Class Waiver	14
Trademarks	17
Copyright Notice.....	17
A Note Concerning Responsible Use of Copyrighted Materials.....	18
Copyright Attribution	18

Notices

Check these sections for important notices about your product.

[Important Safety Instructions](#)

[Safety and Approvals Specifications](#)

[FCC Compliance Statement](#)

[Binding Arbitration and Class Waiver](#)

[Trademarks](#)

[Copyright Notice](#)

Important Safety Instructions

Before using your Epson product, read and follow these safety instructions.

[List of Safety Symbols on the Product](#)

[General Product Safety Instructions](#)

[Precautions When Using Optional Media Feeding Unit](#)



[Ink Cartridge Safety Instructions](#)









[LCD Screen Safety Instructions](#)







Parent topic: [Notices](#)

List of Safety Symbols on the Product

The following table lists the meaning of the safety symbols labeled on the product. Make sure that you completely understand the meaning of symbols on this product before using it.

Symbol	Description
	Caution To identify general caution when using the product.
	Caution, risk of electric shock To identify a part of the product that has risk of electric shock.

Symbol	Description
	Caution, keep hands clear To identify a part of the product that should not be touched.
	Caution, hot parts To identify a part of the product that may be hot.
	Caution, trap risk To indicate that hands could get trapped if inserted in a specific area of the product.
	Prohibition To identify general areas of no contact when using the product.
	Prohibition, do not touch To indicate injury that could occur due to touching a specific part of the product.
	Prohibition, do not insert hands To indicate injury that could occur if hands are inserted in a specific area of the product.
	Disconnect power Unplug all power cables.
	Alternating current To indicate on the rating plate that the product is suitable for alternating current only; to identify relevant terminals.

Symbol	Description
	Stand-by To identify the switch or switch position by means of which part of the product is switched on in order to bring it into the stand-by condition.
	Power on To indicate that the power is on.
	Power off To indicate that the power is off.
	Caution, hot parts; do not touch To indicate burns or other injury that could occur due to touching a specific part of the product.
	Caution, risk of electric shock; unplug all power cables To indicate that electric shock could occur if the product is not unplugged before moving it or installing optional accessories.
	Caution, do not insert hands; hands could get caught on moving parts To indicate injury that could occur if hands are inserted in a specific area of the product and get caught on moving parts.

Parent topic: [Important Safety Instructions](#)

General Product Safety Instructions

- Be sure to follow all warnings and instructions marked on the product.
- Except as specifically explained in your documentation, do not touch or disassemble anything inside the product or attempt to service the product yourself.

- Contact Epson for product installation services. The product must be installed by an authorized Epson installer. Damage to the product from unauthorized installation will not be covered by your Epson warranty.
- Unplug the product and refer servicing to qualified service personnel under the following conditions: if the power cords or plugs are damaged; if liquid has entered the product; if the product has been dropped or the cabinet damaged; if the product does not operate normally or exhibits a distinct change in performance. Adjust only those controls that are covered by the operating instructions.
- Use only the type of power source indicated on the product's label.
- Use only the power cords that come with the product. Use of other cords may cause fires or shock. Do not use the cords with any other equipment.
- This product has two power systems. Unplug the two power cords during maintenance to avoid the risk of electric shock.
- Place the product near a wall outlet where the plugs can be easily unplugged.
- Keep children away from this product, otherwise injury may occur.
- Connect your product to a properly grounded power outlet. Avoid plugging the product into an outlet on the same circuit as a photo copier or air control system that regularly switches on and off, or on an outlet controlled by a wall switch or timer.
- Make sure each plug is fully inserted into the outlet.
- Do not let the power cords become damaged or frayed. Place them to avoid abrasions, cuts, fraying, crimping, and kinking. Do not place objects on top of them and do not allow them to be stepped on or run over. Be careful to keep the cords straight at each end.
- If you use an extension cord with the product, make sure the total ampere rating of the devices plugged into the extension cord does not exceed the cord's ampere rating. Also, make sure the total ampere rating of all devices plugged into the wall outlet does not exceed the wall outlet's ampere rating.
- If damage occurs to the plugs, replace the cord set or consult a qualified electrician. If there are fuses in the plugs, make sure you replace them with fuses of the correct size and rating.
- Always turn off the product using the power button, and wait until the power light stops flashing before unplugging the product or cutting off power to the electrical outlet.
- If you will not be using the product for a long period, unplug the power cords from the electrical outlet.
- Do not tilt the product more than 10 degrees in any direction while moving it. Doing so may cause the product to fall and cause damage or personal injury.
- Do not attempt to move the product alone; five people are required to move the product.

- Make sure to remove all packing materials from the product and installation area.
- Make sure to keep the casters on the stand and ink unit secured at all times, except when moving the product.
- Do not attempt to move the product while the casters on the stand or ink unit are secured or the feet on the stand are lowered.
- When moving the product, make sure it is turned off, the power cables are unplugged from the outlets, and all connecting cables have been removed. Avoid steps and uneven surfaces.
- Avoid locations that are subject to shocks or vibrations, dust, oily smoke, humidity, or locations where the product could get wet.
- Do not place or store the product outdoors.
- Do not place the product near excessive heat sources or in direct sunlight.
- Leave enough room around the product for sufficient ventilation. Do not block or cover openings in the cabinet or insert objects through the slots.
- Keep the product away from potential sources of electromagnetic interference, such as loudspeakers or the base units of cordless telephones.
- When connecting the product to a computer or other device with a cable, ensure the correct orientation of the connectors. Each connector has only one correct orientation. Inserting a connector in the wrong orientation may damage both devices connected by the cable.
- Be careful not to trap your hands or fingers when opening or closing the printer covers or maintenance cover. Do not put your hands on the movable base.
- Do not sit on the product or place heavy objects on top of it.
- If you opened the printer cover during operation, do not touch the areas indicated by the warning labels.
- Do not spill liquid on the product or use the product with wet hands.
- Do not insert or unplug the plugs with wet hands. When unplugging, grip each plug itself; do not pull on the power cable.
- Unplug the power cables regularly and clean between the blades of the plugs. If the plugs are plugged in for an extended period of time, dust may collect around the base of the blades and a short circuit or fire could occur.
- Do not use aerosol products that contain flammable gases inside or around the product. Do not use the product in locations containing volatile substances such as alcohol or thinner, or near open flames. Doing so may cause fire or electric shock.

- When storing or transporting the product, do not tilt it, stand it on its side, or turn it upside down; otherwise ink may leak.
- Do not use the product if it is giving off smoke or if you notice any abnormal odors or noises. An electric shock or fire could occur. If any abnormalities occur, turn off the power and unplug the power cables immediately, then contact your dealer or Epson Support.
- Only route the cables as indicated in the *User's Guide*. When connecting cables or optional accessories, make sure they are installed in the correct direction and that you follow the procedures exactly.
- Make sure the media and the roll core for the auto take-up reel unit are secured correctly. Do not let your hands or hair get caught in the auto take-up reel while it is operating. Follow the instructions in the *User's Guide* when removing media or the take-up roll.
- Do not reach inside the dryer. The dryer may become hot, requiring that care be observed during operation. Failure to observe the necessary precautions could result in burns.
- Do not rub your hands along the edges of the media. Doing so may cause injury.
- Do not attempt to carry the media rolls yourself; use of a paper roll lifter is recommended for lifting media heavier than 88 lb. (40 kg).
- When cutting media, be careful not to cut your fingers or hands with the cutter or other blades.

Parent topic: [Important Safety Instructions](#)

Precautions When Using Optional Media Feeding Unit

The optional large-capacity media feeding unit (jumbo roll unit) can be loaded with media up to 19.68 in. (500 mm) in diameter and weighing up to 661.38 lb. (300 kg). Observe these precautions when using the jumbo roll unit:

- If there is a fence, ladder, or other conductive item within 8 ft. (2.5 m) of the unit, make sure the item is properly grounded.
- Do not attempt to move the jumbo roll unit alone; two or more people are required to move the unit.
- Make sure to raise the casters on the unit when moving it.
- Do not attempt to carry the large-capacity media rolls yourself; handling of roll spindles requires two or more people. Failure to observe this precaution could result in injury.
- Use of a paper roll lifter is recommended when loading large-capacity media rolls to prevent the media rolls from falling and causing injury.
- When carrying a media roll on a spindle, use compressed air to firmly secure the spindle. Otherwise, the media roll or spindle may drop and cause injury.

- When placing a spindle or media roll on the jumbo roll unit, do not put your hands on the handle. Failure to observe this precaution could result in fingers getting trapped.
- Do not touch a spindle while it is rotating; your hands, hair, or other body parts could get caught, resulting in injury. If problems occur while the media is in motion, press the emergency stop button, unplug the power plug from the outlet, and contact a qualified service personnel immediately.
- When moving the jumbo roll unit, make sure to avoid steps and uneven surfaces. Rolling the jumbo roll unit over uneven surfaces could cause the unit to tip over, resulting in injury.
- Make sure to route the power cable so that it is not tripped on. If the power cable is tripped on during operation, the unit may turn over, resulting in an injury.
- Always shut off the power before adjustments are made. Failure to do so could cause the unit to malfunction and result in injury.
- Follow the instructions in the manual when loading and removing media. Failure to do so could cause the tension bar to malfunction and may result an injury.
- Do not touch the tension bar while it is in motion; hands, hair, or other body parts may get caught or may be hit by the tension bar, resulting in an injury. If problems occur during operation, press the emergency stop button, unplug the power plug from the outlet, and contact a qualified service personnel immediately.

Parent topic: [Important Safety Instructions](#)

Ink Cartridge Safety Instructions

- Make sure to read the Safety Data Sheet before handling ink, cleaning fluid, or waste ink. You can download the sheet from the Epson website.
- Keep ink cartridges, cleaning fluid, and waste ink out of the reach of children.
- Do not drink the ink, cleaning fluid, or waste ink.
- Be careful when you handle used ink cartridges; there may be ink remaining around the ink supply port.
- Wear a mask, gloves, and protective eye wear when replacing consumables. Should ink, waste ink, or cleaning fluid get on your skin, wash it off immediately with large volumes of soapy water. Consult a physician if the skin appears irritated or is discolored. If ink, waste ink, or cleaning fluid gets in your eyes, rinse immediately with water. Failure to observe this precaution could result in bloodshot eyes or mild inflammation. Consult a physician if problems persist. If ink, waste ink, or cleaning fluid gets in your mouth or is swallowed, consult a physician immediately; do not induce vomiting.
- After replacing the waste ink bottle, wash your hands thoroughly.
- Do not put your hand inside the product or touch any ink cartridges during printing.

- Dried ink on the supply port may cause ink leaks when the ink cartridge is reinserted and used. Wipe off any excess ink before reinserting.
- The green IC chip on this ink cartridge retains a variety of ink cartridge-related information, such as the ink cartridge status, so that the ink cartridge may be removed and reinserted freely. Do not touch the green IC chip on the side of the ink cartridge. This may prevent normal operation and printing.
- If you remove an ink cartridge for later use, protect the ink supply area from dirt and dust and store it in the same environment as the product. Note that there is a valve in the ink supply port, making covers or plugs unnecessary, but care is needed to prevent the ink from staining items that the ink cartridge touches. Do not touch the ink cartridge ink supply port or surrounding area.
- To ensure print quality, use an ink cartridge before the date printed on its package.
- Do not dismantle or alter an ink cartridge. This could damage the print head and may prevent the product from printing.
- Ink cartridges installed in the product must be removed and thoroughly shaken once every week for High Density Black ink, and once every three weeks for other colors. If a message appears on the LCD screen, remove the ink cartridge immediately and shake it.
- Do not shake the ink cartridges too forcefully; otherwise, the ink may leak.
- Do not drop ink cartridges or bump them against hard objects; otherwise, the ink may leak.
- Store ink cartridges at room temperature in a location that is not exposed to direct sunlight.
- After bringing an ink cartridge inside from a cold storage site, allow it to warm up at room temperature for at least 18 hours before using it.

Parent topic: [Important Safety Instructions](#)

LCD Screen Safety Instructions

- Use only a dry, soft cloth to clean the LCD screen. Do not use liquid or chemical cleansers.
- If the LCD screen is damaged, contact Epson. If the liquid crystal solution gets on your skin, wash it off immediately with large volumes of soapy water. If the liquid crystal solution gets into your eyes, flush them with water for at least 15 minutes. If discomfort or vision problems remain after a thorough flushing, see a doctor immediately. If the liquid crystal solution gets in your mouth, rinse your mouth out with water and see a doctor immediately. If swallowed, induce vomiting and see a doctor immediately.
- Do not press too hard on the LCD screen or subject it to heavy impacts.
- Do not use a pointy or sharp object, such as a pen or your fingernail, to operate the LCD screen.
- If the LCD screen chips or cracks, do not touch or attempt to remove the broken pieces; contact Epson for support.

- Do not subject your product to sudden changes in temperature or humidity; this may cause condensation to develop inside the LCD screen and degrade its performance.

Parent topic: [Important Safety Instructions](#)

Safety and Approvals Specifications

The connection of a non-shielded printer interface cable to this printer will invalidate the EMC standards of this device.

United States

Safety: UL2011, NFPA79, NFPA70

EMC: FCC Part15 Subpart B Class A

Canada

Safety: CAN/CSA C22.2 No.301, CAN/CSA C22.2 No.0

EMC: ICES-003 Class A

Parent topic: [Notices](#)

FCC Compliance Statement

For United States Users

This equipment has been tested and found to comply with the limits for a Class A digital device, pursuant to Part 15 of the FCC Rules. These limits are designed to provide reasonable protection against harmful interference when the equipment is operated in a commercial environment.

This equipment generates, uses, and can radiate radio frequency energy and, if not installed and used in accordance with the instruction manual, may cause harmful interference to radio communications.

Operation of this equipment in a residential area is likely to cause harmful interference in which case the user will be required to correct the interference at his own expense.

For Canadian Users

CAN ICES-3(A)/NMB-3(A)

Parent topic: [Notices](#)

Binding Arbitration and Class Waiver

1. DISPUTES, BINDING INDIVIDUAL ARBITRATION, AND WAIVER OF CLASS ACTIONS AND CLASS ARBITRATIONS

1.1 Disputes. The terms of this Section 1 shall apply to all Disputes between you and Epson. The term "Dispute" is meant to have the broadest meaning permissible under law and includes any dispute, claim, controversy or action between you and Epson arising out of or relating to this Agreement, Epson branded products (hardware and including any related software), or other transaction involving you and Epson, whether in contract, warranty, misrepresentation, fraud, tort, intentional tort, statute, regulation, ordinance, or any other legal or equitable basis. "DISPUTE" DOES NOT INCLUDE IP CLAIMS, or more specifically, a claim or cause of action for (a) trademark infringement or dilution, (b) patent infringement, (c) copyright infringement or misuse, or (d) trade secret misappropriation (an "IP Claim"). You and Epson also agree, notwithstanding Section 1.6, that a court, not an arbitrator, may decide if a claim or cause of action is for an IP Claim.

1.2 Binding Arbitration. You and Epson agree that all Disputes shall be resolved by binding arbitration according to this Agreement. **ARBITRATION MEANS THAT YOU WAIVE YOUR RIGHT TO A JUDGE OR JURY IN A COURT PROCEEDING AND YOUR GROUNDS FOR APPEAL ARE LIMITED.**

Pursuant to this Agreement, binding arbitration shall be administered by JAMS, a nationally recognized arbitration authority, pursuant to its code of procedures then in effect for consumer related disputes, but excluding any rules that permit joinder or class actions in arbitration (for more detail on procedure, see Section 1.6 below). You and Epson understand and agree that (a) the Federal Arbitration Act (9 U.S.C. §1, et seq.) governs the interpretation and enforcement of this Section 1, (b) this Agreement memorializes a transaction in interstate commerce, and (c) this Section 1 shall survive termination of this Agreement.

1.3 Pre-Arbitration Steps and Notice. Before submitting a claim for arbitration, you and Epson agree to try, for sixty (60) days, to resolve any Dispute informally. If Epson and you do not reach an agreement to resolve the Dispute within the sixty (60) days, you or Epson may commence an arbitration. Notice to Epson must be addressed to: Epson America, Inc., ATTN: Legal Department, 3131 Katella Ave., Los Alamitos, CA 90720 (the "Epson Address"). The Dispute Notice to you will be sent to the most recent address Epson has in its records for you. For this reason, it is important to notify us if your address changes by emailing us at EALLegal@ea.epson.com or writing us at the Epson Address above. Notice of the Dispute shall include the sender's name, address and contact information, the facts giving rise to the Dispute, and the relief requested (the "Dispute Notice"). Following receipt of the Dispute Notice, Epson and you agree to act in good faith to resolve the Dispute before commencing arbitration.

1.4 Small Claims Court. Notwithstanding the foregoing, you may bring an individual action in the small claims court of your state or municipality if the action is within that court's jurisdiction and is pending only in that court.

1.5 WAIVER OF CLASS ACTIONS AND CLASS ARBITRATIONS. YOU AND EPSON AGREE THAT EACH PARTY MAY BRING DISPUTES AGAINST THE OTHER PARTY ONLY IN AN INDIVIDUAL CAPACITY, AND NOT AS A PLAINTIFF OR CLASS MEMBER IN ANY CLASS OR REPRESENTATIVE PROCEEDING, INCLUDING WITHOUT LIMITATION FEDERAL OR STATE CLASS ACTIONS, OR CLASS ARBITRATIONS. CLASS ACTION LAWSUITS, CLASS-WIDE ARBITRATIONS, PRIVATE ATTORNEY-GENERAL ACTIONS, AND ANY OTHER PROCEEDING WHERE SOMEONE ACTS IN A REPRESENTATIVE CAPACITY ARE NOT ALLOWED. ACCORDINGLY, UNDER THE ARBITRATION PROCEDURES OUTLINED IN THIS SECTION, AN ARBITRATOR SHALL NOT COMBINE OR CONSOLIDATE MORE THAN ONE PARTY'S CLAIMS WITHOUT THE WRITTEN CONSENT OF ALL AFFECTED PARTIES TO AN ARBITRATION PROCEEDING.

1.6 Arbitration Procedure. If you or Epson commences arbitration, the arbitration shall be governed by the rules of JAMS that are in effect when the arbitration is filed, excluding any rules that permit arbitration on a class or representative basis (the "JAMS Rules"), available at <http://www.jamsadr.com> or by calling 1-800-352-5267, and under the rules set forth in this Agreement. All Disputes shall be resolved by a single neutral arbitrator, and both parties shall have a reasonable opportunity to participate in the selection of the arbitrator. The arbitrator is bound by the terms of this Agreement. The arbitrator, and not any federal, state or local court or agency, shall have exclusive authority to resolve all disputes arising out of or relating to the interpretation, applicability, enforceability or formation of this Agreement, including any claim that all or any part of this Agreement is void or voidable. Notwithstanding this broad delegation of authority to the arbitrator, a court may determine the limited question of whether a claim or cause of action is for an IP Claim, which is excluded from the definition of "Disputes" in Section 1.1 above. The arbitrator shall be empowered to grant whatever relief would be available in a court under law or in equity. The arbitrator may award you the same damages as a court could, and may award declaratory or injunctive relief only in favor of the individual party seeking relief and only to the extent necessary to provide relief warranted by that party's individual claim. In some instances, the costs of arbitration can exceed the costs of litigation and the right to discovery may be more limited in arbitration than in court. The arbitrator's award is binding and may be entered as a judgment in any court of competent jurisdiction.

You may choose to engage in arbitration hearings by telephone. Arbitration hearings not conducted by telephone shall take place in a location reasonably accessible from your primary residence, or in Orange County, California, at your option.

a) Initiation of Arbitration Proceeding. If either you or Epson decides to arbitrate a Dispute, both parties agree to the following procedure:

(i) Write a Demand for Arbitration. The demand must include a description of the Dispute and the amount of damages sought to be recovered. You can find a copy of a Demand for Arbitration at <http://www.jamsadr.com> ("Demand for Arbitration").

(ii) Send three copies of the Demand for Arbitration, plus the appropriate filing fee, to: JAMS, 500 North State College Blvd., Suite 600 Orange, CA 92868, U.S.A.

(iii) Send one copy of the Demand for Arbitration to the other party (same address as the Dispute Notice), or as otherwise agreed by the parties.

b) Hearing Format. During the arbitration, the amount of any settlement offer made shall not be disclosed to the arbitrator until after the arbitrator determines the amount, if any, to which you or Epson is entitled. The discovery or exchange of non-privileged information relevant to the Dispute may be allowed during the arbitration.

c) Arbitration Fees. Epson shall pay, or (if applicable) reimburse you for, all JAMS filings and arbitrator fees for any arbitration commenced (by you or Epson) pursuant to provisions of this Agreement.

d) Award in Your Favor. For Disputes in which you or Epson seeks \$75,000 or less in damages exclusive of attorney's fees and costs, if the arbitrator's decision results in an award to you in an amount greater than Epson's last written offer, if any, to settle the Dispute, Epson will: (i) pay you \$1,000 or the amount of the award, whichever is greater; (ii) pay you twice the amount of your reasonable attorney's fees, if any; and (iii) reimburse you for any expenses (including expert witness fees and costs) that your attorney reasonably accrues for investigating, preparing, and pursuing the Dispute in arbitration. Except as agreed upon by you and Epson in writing, the arbitrator shall determine the amount of fees, costs, and expenses to be paid by Epson pursuant to this Section 1.6d).

e) Attorney's Fees. Epson will not seek its attorney's fees and expenses for any arbitration commenced involving a Dispute under this Agreement. Your right to attorney's fees and expenses under Section 1.6d) above does not limit your rights to attorney's fees and expenses under applicable law; notwithstanding the foregoing, the arbitrator may not award duplicative awards of attorney's fees and expenses.

1.7 Opt-out. You may elect to opt-out (exclude yourself) from the final, binding, individual arbitration procedure and waiver of class and representative proceedings specified in this Agreement by sending a written letter to the Epson Address within thirty (30) days of your assent to this Agreement (including without limitation the purchase, download, installation of the Software or other applicable use of Epson Hardware, products and services) that specifies (i) your name, (ii) your mailing address, and (iii) your request to be excluded from the final, binding individual arbitration procedure and waiver of class and representative proceedings specified in this Section 1. In the event that you opt-out consistent with the procedure set forth above, all other terms shall continue to apply, including the requirement to provide notice prior to litigation.

1.8 Amendments to Section 1. Notwithstanding any provision in this Agreement to the contrary, you and Epson agree that if Epson makes any future amendments to the dispute resolution procedure and class action waiver provisions (other than a change to Epson's address) in this Agreement, Epson will obtain your affirmative assent to the applicable amendment. If you do not affirmatively assent to the applicable amendment, you are agreeing that you will arbitrate any Dispute between the parties in accordance with the language of this Section 1 (or resolve disputes as provided for in Section 1.7, if you timely elected to opt-out when you first assented to this Agreement).

1.9 Severability. If any provision in this Section 1 is found to be unenforceable, that provision shall be severed with the remainder of this Agreement remaining in full force and effect. **The foregoing shall not apply to the prohibition against class or representative actions as provided in Section 1.5. This means that if Section 1.5 is found to be unenforceable, the entire Section 1 (but only Section 1) shall be null and void.**

Parent topic: [Notices](#)

Trademarks

EPSON® and SureColor® are registered trademarks and the EPSON logo is a registered logomark of Seiko Epson Corporation.

General Notice: Other product names used herein are for identification purposes only and may be trademarks of their respective owners. Epson disclaims any and all rights in those marks.

The EPSON logo is displayed in a bold, blue, sans-serif font. The letters are evenly spaced and the 'P' has a distinctive shape with a small loop at the top.

Parent topic: [Notices](#)

Copyright Notice

All rights reserved. No part of this publication may be reproduced, stored in a retrieval system, or transmitted in any form or by any means, electronic, mechanical, photocopying, recording, or otherwise, without the prior written permission of Seiko Epson Corporation. The information contained herein is designed only for use with this Epson product. Epson is not responsible for any use of this information as applied to other products.

Neither Seiko Epson Corporation nor its affiliates shall be liable to the purchaser of this product or third parties for damages, losses, costs, or expenses incurred by purchaser or third parties as a result of: accident, misuse, or abuse of this product or unauthorized modifications, repairs, or alterations to this product, or (excluding the U.S.) failure to strictly comply with Seiko Epson Corporation's operating and maintenance instructions.

Seiko Epson Corporation shall not be liable for any damages or problems arising from the use of any options or any consumable products other than those designated as Original Epson Products or Epson Approved Products by Seiko Epson Corporation.

Seiko Epson Corporation shall not be held liable for any damage resulting from electromagnetic interference that occurs from the use of any interface cables other than those designated as Epson approved Products by Seiko Epson Corporation.

This information is subject to change without notice.

[A Note Concerning Responsible Use of Copyrighted Materials](#)

[Copyright Attribution](#)

Parent topic: [Notices](#)

A Note Concerning Responsible Use of Copyrighted Materials

Epson encourages each user to be responsible and respectful of the copyright laws when using any Epson product. While some countries' laws permit limited copying or reuse of copyrighted material in certain circumstances, those circumstances may not be as broad as some people assume. Contact your legal adviser for any questions regarding copyright law.

Parent topic: [Copyright Notice](#)

Copyright Attribution

© 2024 Epson America, Inc.

4/24

CPD-64502

Parent topic: [Copyright Notice](#)