


Let's build the

Barbara Side Table

SKU 33601



Scan me!

Inspiration
Digital Instructions
Free Lifetime Warranty

nathan james

22-0105

Ok, let's get rolling

This should be easy, just follow our instructions and you will be back to Netflix in no time.

Estimated time for assembly



20:00

What you need

- Some of your favourite bubbly or your preferred relaxant
- Use the packaging carton as a working surface to prevent product damage during assembly

Do not use a drill



Weight Limitation



55
lbs

Toll-free at 1-866-619-1004
Help@nathanjames.com
Nathanjames.com/help

What's included

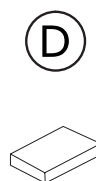
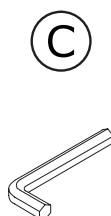
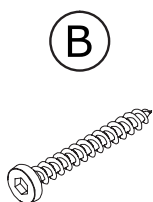
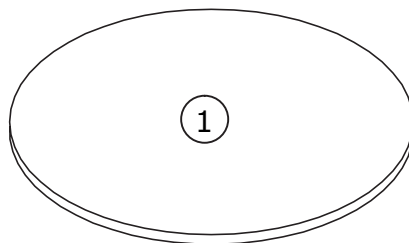
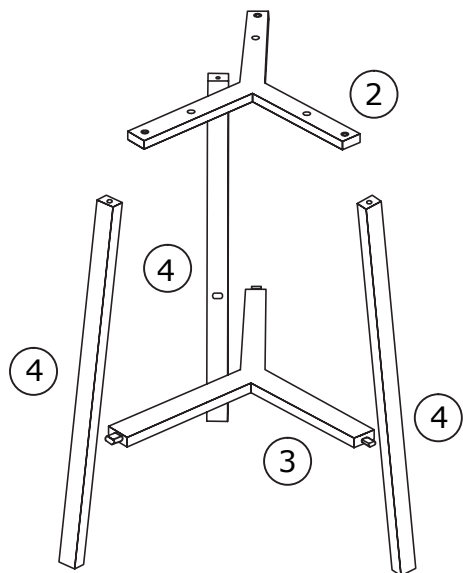
Description		Qty
1	Table Top	1
2	Top Stretcher	1
3	Bottom Stretcher	1
4	Leg	3
A	M6*30 mm Bolt	6
B	M5*40 mm Screw	3
C	Allen Key	1
D	Foot Pad	3

Scan me!

Inspiration
Digital Instructions
Free Lifetime Warranty



The goods



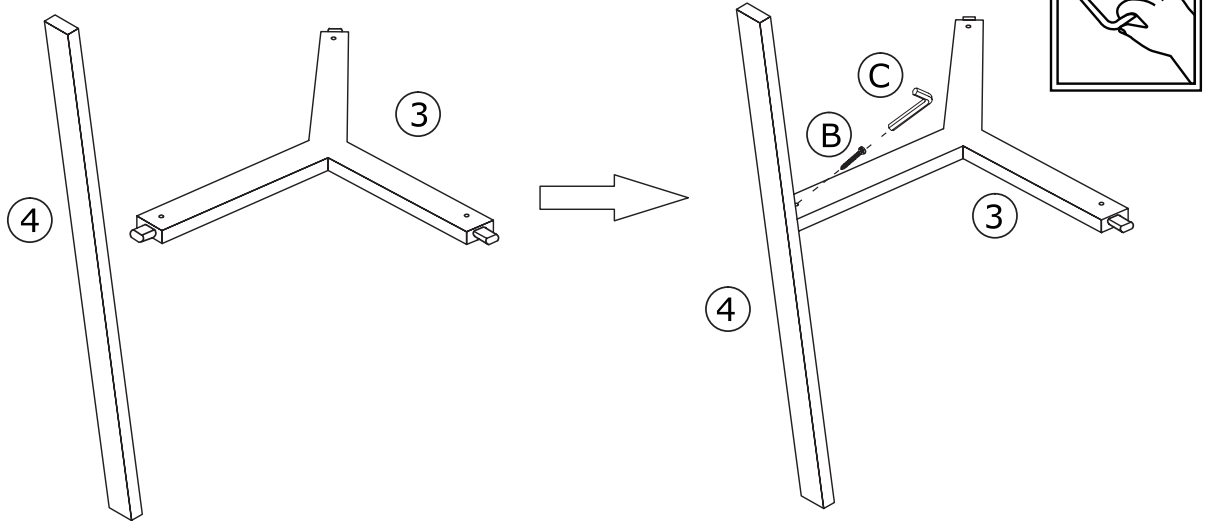
IMPORTANT

1. Do not tighten bolts / screws completely until all bolts / screws are lined up and inserted into holes.
2. Do not over tighten screws and bolts to avoid stripping.
3. Please use hand tools to assemble this product. Do not use power tools.



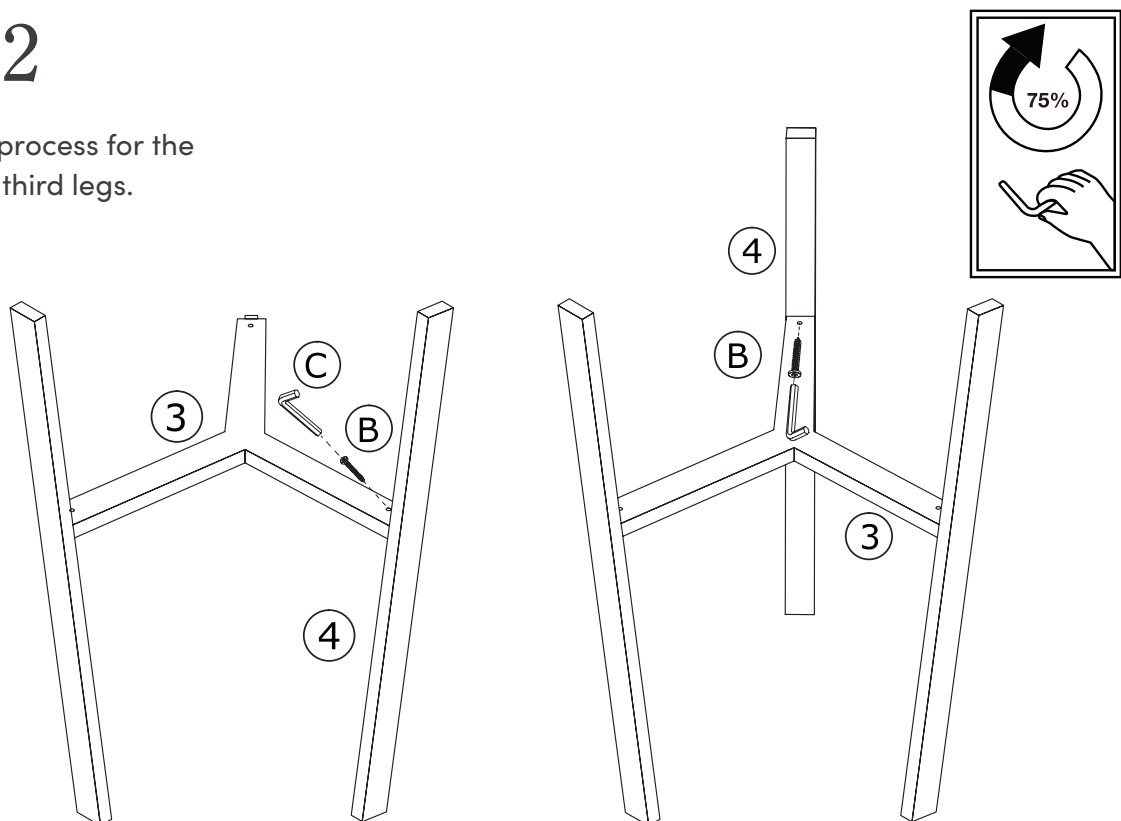
Step 1

It's as easy as it looks! Insert the Bottom Stretcher (3) into a Leg (4), then use the Allen Key (C) to secure with M5*40 mm Screws (B). Tighten screws to 75%.



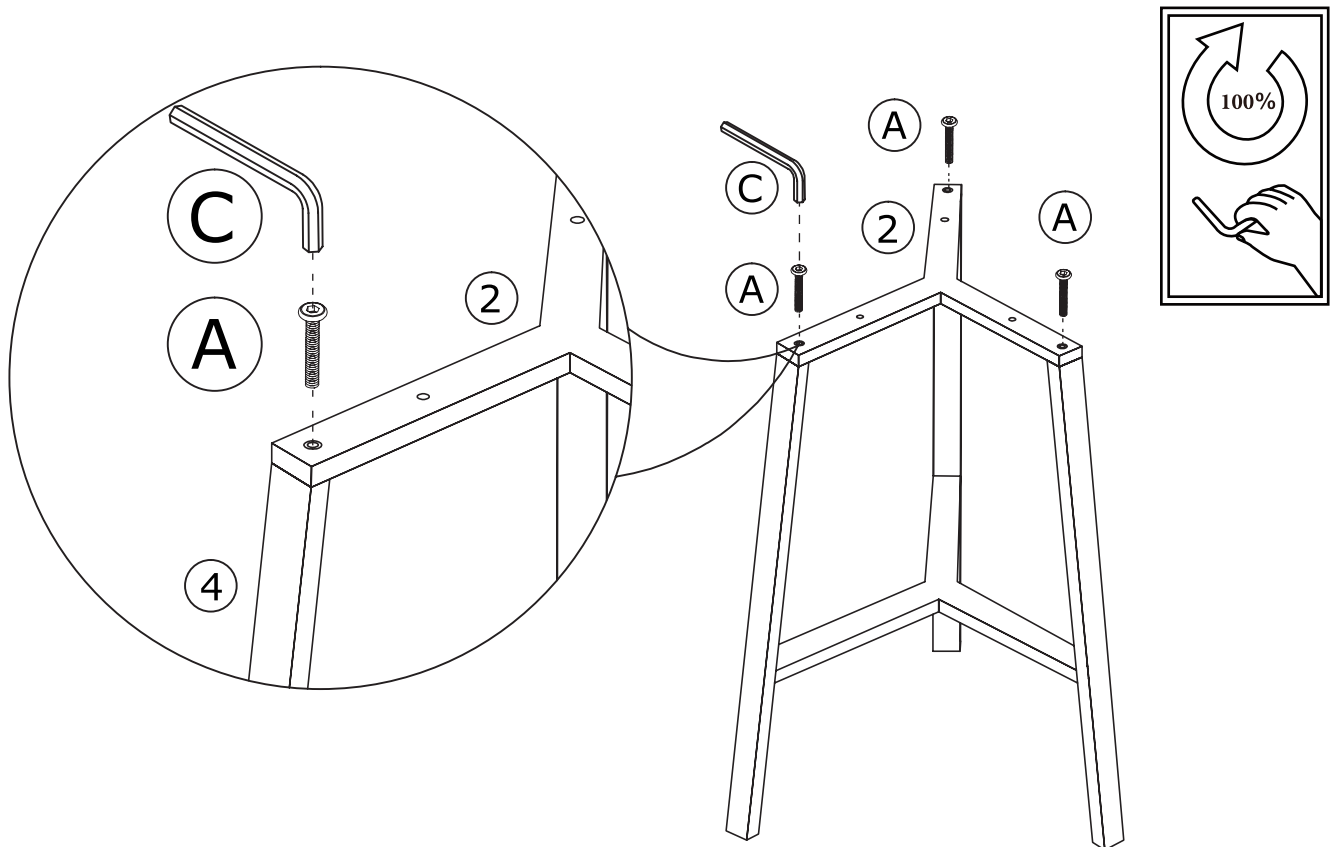
Step 2

Repeat this process for the second and third legs.



Step 3


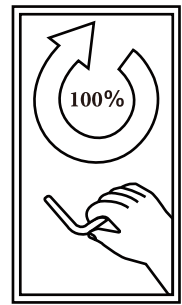
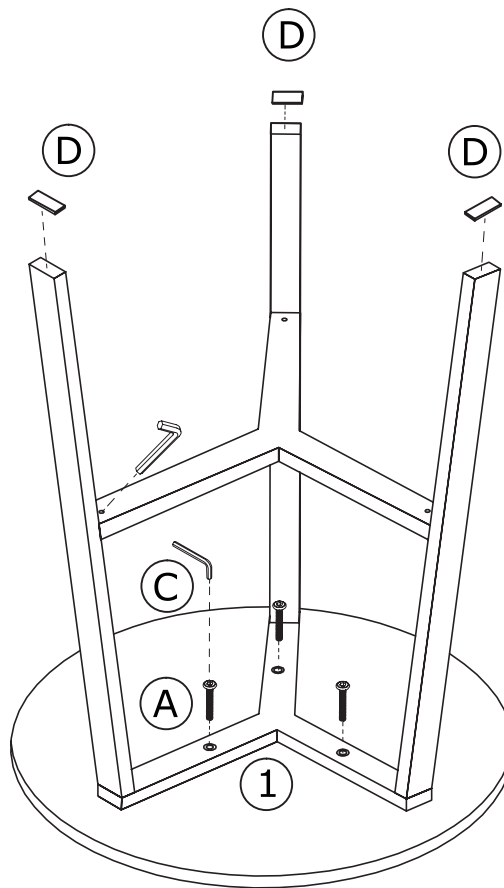
You're within minutes of pressing play on Netflix!
Now attach the Top Stretcher (2) to the Legs (4) using
M6*30 mm Bolts. Tighten using Allen Key (C) to 100%.



Step 4

You made it to the last step!
You're basically a professional
now, so this step should be
really easy. Attach the Table
Top (1) to the base using the
M6*30 mm Bolts (A). Tighten
to 100% using the Allen Key (C).
Then attach the Foot Pads (D)
to the bottom of the legs, flip it
over (carefully), and enjoy!

We think it's time for some
celebratory pizza, don't you?



No heartburn, when we handle the return

Give us a call **1-866-619-1004** or shoot us a message
at **help@nathanjames.com** we will issue you a free
replacement with **zero hassle**.

Our way



Give us a call



Replacement



You

Their way



Re-package item



Schedule pick up



Track package



Replacement



You

We really don't want you to go through the hassle of re-packaging your item
and sending it back, because let's be honest...nobody has time for that.



Safety first, fun later

We want your Barbara Side Table to last as long as possible, so we recommend that you tighten the screws 2 weeks after assembly and for added safety check the tightness of all screws every 2 months.

For proper care and treatment of wood please check our website at NathanJames.com/products

Safe use of this product starts with you.

Use this Barbara Side Table responsibly with the primary concern for your safety. Follow assembly instructions carefully and inspect product upon receipt and each use.

Nathan James and its parent companies cannot be held legally responsible for any injuries or death resulted from failure to follow instructions or improper use of this product.

Do not modify the structure of this product in any way.

Our products have been tested to meet specific safety measures as they were originally intended to be sold. Any modifications will present the risk of creating significant safety issues which NJ will not be responsible for.

Proper use

- | | |
|---------------|--|
| DO NOT | use for commercial purposes |
| DO NOT | climb on side table |
| DO NOT | exceed weight limit |
| DO NOT | leave spilled liquid on side table |
| DO NOT | use if side table is damaged or broken |
| DO NOT | make temporary repairs |
| DO NOT | use outdoors |



We are only in business if you're happy

For starters, thanks for being you.

☎ Toll-free at 1-866-619-1004


✉ Help@nathanjames.com

🌐 NathanJames.com/help

We do our best to ensure your furniture arrives without any problems, but occasionally mistakes happen—as humans we are imperfect beings. In the event that a part is damaged or missing, we will be more than happy to provide you with replacement part(s) for free.

Warranty

This product comes with a lifetime warranty from the date of purchase. Please use your phone to scan the QR code to register your product or visit <https://goo.gl/i9dk3q>



Did we do alright? Please spread the love!

If you are happy with your product, tell your friends and family about us or even better leave us a review online. Spreading the word gives us the opportunity to make more people happy and keep our prices low for your next purchase.

Brooklyn Burdon

Founder, Nathan James