


JOYROOM



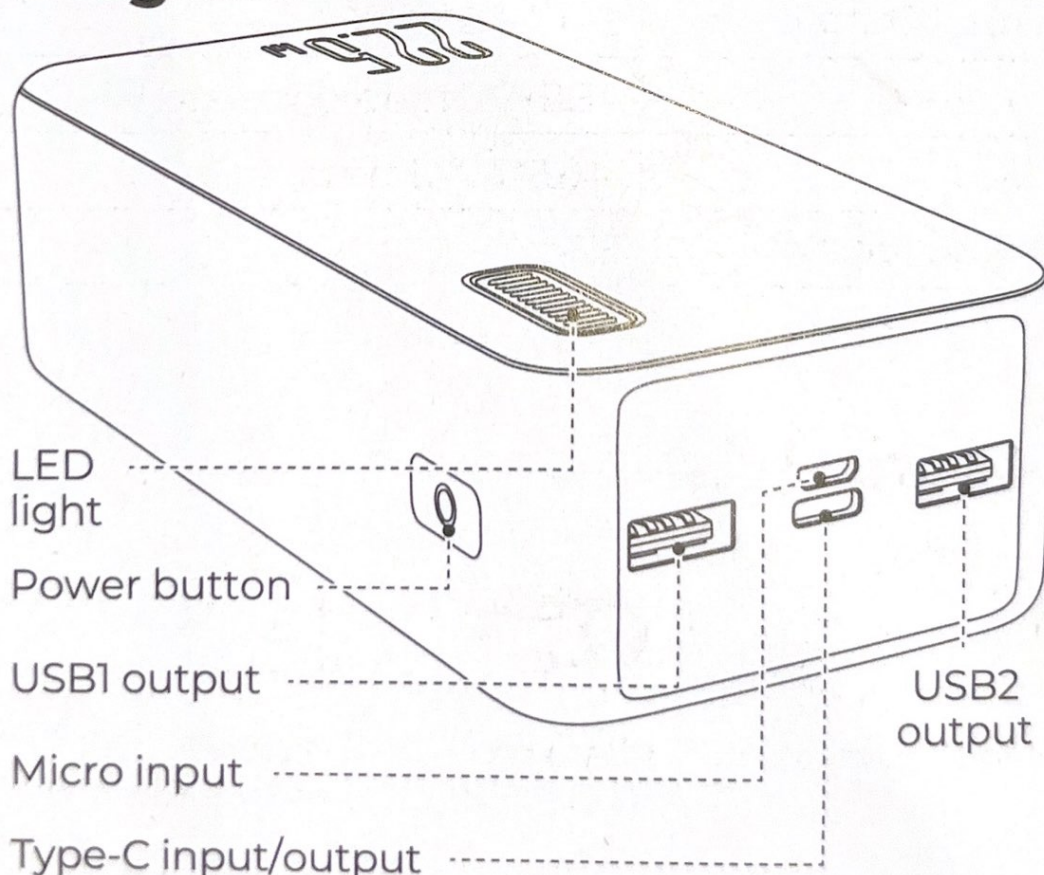
User Manual

Dazzling Series Power Bank 30000mAh

Product introduction

The product is a 30000mAh large capacity power bank with 2 input ports and 3 output ports. It can charge 3 devices simultaneously. It supports PD3.0, QC3.0, Samsung AFC, Huawei FCP and SCP superfast charge protocols and more. It provides fast charging for mobile phones, tablets, e-book readers, watches, game consoles, etc. The 4-color LED light shows remaining power accurately. The product has a built-in smart chip and a variety of safety protections such as over-charge, over-discharge, over-voltage and over-temperature protection, etc.

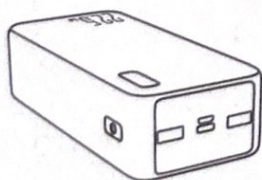
Diagram



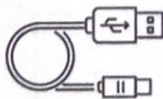
Parameters

Model	JR-QP196
Battery Capacity	30000mAh 3.7V (111Wh)
Rated Capacity	18000mAh (5V --- 3A)
Energy conversion rate	≥80%
Type-C Input	5V --- 3A 9V --- 2A 12V --- 1.5A
Type-C Output	5V --- 3A 9V --- 2.22A 12V --- 1.67A
USB1/2 Output	5V --- 3A 4.5V --- 5A 5V --- 4.5A 9V --- 2A 12V --- 1.5A
Micro Input	5V --- 2A 9V --- 2A 12V --- 1.5A
Total Output	5V --- 3A(MAX)
Material	ABS+PC fireproof material
Size	146.5*70*41mm
Net Weight	613g

Packing list



Power bank x1



Charging Cable x1



Manual & Warranty card x1

Operation instructions

1. Power on

- ① Press the button once to power it on.
- ② Connect device to have it automatically power on.

2. LED light

- ① In power-on status, you can check the remaining power capacity.

100 %	
75 %	
50 %	
25 %	
- ② If no device is connected in 30s, the product will enter sleep mode and the LED light will turn off automatically.

3. Using environment

Using ambient temperature: 0℃ to 40℃,
non-tropical area

Storage ambient temperature: 0℃ to 40℃

4. Recharge the power bank

Use a USB to Type-C or USB to Micro cable to connect the Type-C or Micro input of the power bank with the charger. The LED light keeps flashing which means the power bank is being recharged. When it is fully recharged, the LED light will stop flashing and be constant on.

Please recharge the product with a charging cable and charger of nominal specifications.

Warm reminders

1. Please fully charge the power bank when using it for the first time.
2. Please pull out the charging cable in time after fully charged to avoid energy loss.
3. Please use suitable cables and accessories to make the power bank function normally.
4. Do not drop, impact, disassemble the product or try to repair it by yourself.
5. Do not store the product in a wet place or immerse it in water.
6. Do not expose or store the product near a heat source or flammable materials.
7. Do not leave this product in the car. The high temperature of sunlight will damage the product.
8. Please keep it out of the reach of children to avoid improper use.
9. Do not put any foreign object into the USB/Type-C input/output ports of the product to avoid short circuit or damage.
10. Please charge the power bank fully at least once every four months to prolong its service life.
11. Please stop using the product in case of swelling, leakage, deformation of battery and other abnormalities.
12. Do not disassemble the product by yourself. Any shortened service life or damage caused by improper use or storage of the product by customer will not be borne by our company.
13. Avoid using chargers with excessive output current or load.

After-sale service regulations:

1. Consulting service: Please read the User Manual carefully before using the product and keep it for future use.
2. Replacement service: The company undertakes that if there is product failure within 7 days from the date of purchase that is not caused by human error, the customer can choose between replacement and repair freely (if the appearance is in good condition, it will be repaired) provided that the product, its accessories and packaging are complete and in good condition. The customer can ask the local authorized dealer to deal with it.
3. Warranty service: In case of product failure within the warranty period that is not caused by human error, free warranty service will be provided within one year. In case of product failure caused by human error, we will charge for relevant repairing.
4. Charged repairing service: In case of product failure within one to three years from the date of purchase, charged repairing service will be provided. Users need to pay for the components, transportation and labor costs.

5. Warranty exceptions (you need to pay for relevant service):

- ① Expired the warranty period;
- ② There's alteration on the Warranty Card, or the serial number is inconsistent with the product itself;
- ③ Product damage caused by accidents or human

error (e.g.: customer fails to use, maintain and store the product according to the User Manual; incorrect installation, improper power supply, water intrusion, etc.)

④ Failure to provide Warranty Card and valid invoice (except that you can prove that the product is within the warranty period).

⑤ Product damage caused by force majeure, such as earthquake, fire disaster, flood, thunderstroke, etc.

⑥ Product damage caused by disassembling, repairing or refitting the product without authorization.

Warranty Card	
No.:	
Date of purchase:	
Customer:	
Dealer:	
Name:	Telephone:
Address:	
Batch number:	