

Features

- ▶ Slim profile in glossy black or white finish
- ▶ Big, bright, 5-inch full-color display
- ▶ Interactive shield makes one button arming
- ▶ Intuitive icons guide you through system functions
- ▶ Press the mini shield in the top right to return to the main screen at any point
- ▶ Wired or wireless



For more information on the 5-Inch Touchscreen Keypad or other DMP products, contact your alarm specialist or call 877-725-1114.
© 2025 Digital Monitoring Products, Inc. | LT-1311 | 4/15/2025



A TOUCH OF CLASS



Screen Turns Red in Alarm

Touchscreen Control for Your Security System


A keypad that fits nicely with your home or office décor as well as your lifestyle — from its elegant display and intuitive, animated graphical interface, to its simplicity of operation with scrolling capabilities. The 5-Inch Touchscreen Keypad is what you expect from today's security systems.




Arming/Disarming Shield Icon

The interactive shield displays current system status. Press and hold to arm the system or tap the shield to select an arming option.

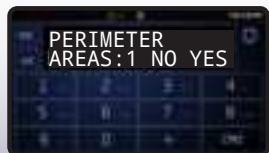
Home/Sleep/Away



All/Perim



Area



Visual Warning of an Alarm



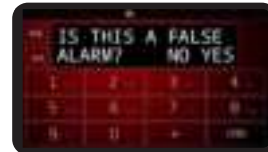
The interactive shield changes to red to warn you that an alarm has occurred, even if it happened while you were gone and the siren has been silenced.

Thermostat




Control and automate your thermostat from your keypad or automatically as you come and go.

Verifying an Alarm



In the event of an alarm, the False Alarm Question lets you instantly cancel false alarms or confirm real emergencies and summon help more quickly.

Lights



Control your Z-Wave devices with the tap of a button. Tap the lights on and off and set the dimmer to your preference.

Attention List

Scroll through list to see history on system activity.

Armed Status LED

Proximity Reader

Codeless arming and disarming with a proximity device.

Carousel Menu

Provides scrollable feature list with Panic at the top.

Animated Icons


Provides up-to-date weather information.

Interactive Shield

System status and one-touch arming.

The large, full-color display puts all security system controls at your fingertips.

Panic Menu



Tap Panic on the carousel. The Panic screen will appear. Then press and hold the appropriate panic icon until it illuminates.

Exit Timer



Notifies you of time remaining before system arms = time to exit.

