

# Genie® GS™ -1932 E-Lift

## Specifications

Models	GS-1932 E-Lift (Full Outdoor Height)	
Measurements	US	Metric
Working height max. - indoor <sup>(1)</sup>	24 ft 6 in	7.64 m
Working height max. - outdoor <sup>(1)</sup>	24 ft 6 in	7.64 m
<b>A</b> Platform height max. - indoor	18 ft 6 in	5.64 m
<b>A</b> Platform height max. - outdoor	18 ft 6 in	5.64 m
<b>B</b> Platform height - stowed	2 ft 11 in	0.89 m
<b>C</b> Platform length - outside	6 ft 2 in	1.88 m
<b>C</b> Platform length - outside, extended	9 ft 2 in	2.79 m
Slide-out platform extension deck - length	3 ft	0.91 m
<b>D</b> Platform width - outside	2 ft 6.5 in	0.78 m
Guardrail height	3 ft 7 in	1.10 m
Toeboard height	6 in	15 cm
<b>E</b> Machine Height - stowed (fixed guardrails)	6 ft 7 in	2.00 m
<b>F</b> Length machine - stowed (integrated ladder or w/out ladder)	6 ft 2 in	1.88 m
Length machine - stowed, extended	9 ft 2 in	2.79 m
<b>G</b> Width	2 ft 8 in	0.81 m
<b>H</b> Wheelbase	5 ft 1 in	1.55 m
<b>I</b> Ground clearance (center) - pothole guards retracted	4 in	10 cm
<b>I</b> Ground clearance - pothole guards deployed	0.8 in	2 cm

## Productivity

Max. platform occupancy (in/out)	2/1	
Lift capacity	500 lb	227 kg
Lift capacity - extension deck extended	250 lb	113 kg
Max. platform drive height	18 ft 6 in	5.64 m
Drive speed - stowed	2.5 mph	4.0 km/h
Drive speed - raised	0.5 mph	0.8 km/h
Gradeability - stowed <sup>(2)</sup>	25%	
Turning radius - inside/outside	0/5 ft 1 in	0/1.80 m
Lifting speed - raise/lower	33/30 sec	
Tilt sensor activation (front to back/side to side)	3°/1.5°	
Tires - solid non-marking	12×4.5 in	31×11 cm

## Power

Power - FLA <sup>(3)</sup>	24V DC (2×12V 150Ah)
Power - AGM	24V DC (2×12V 145Ah)
Power - Lithium-Ion	24V DC (1×24V 90Ah or 106Ah)

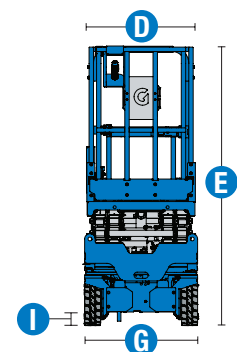
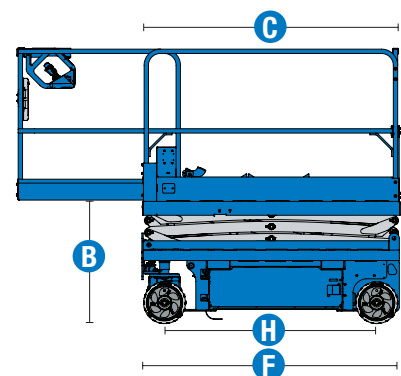
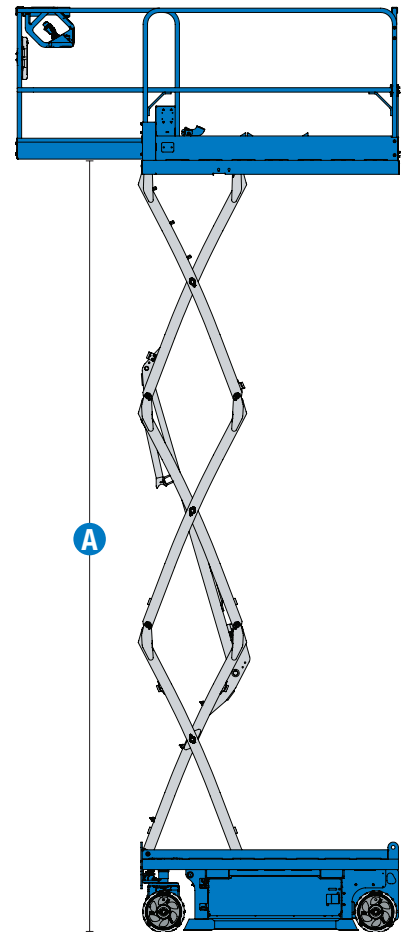
## Weight<sup>(4)</sup> and Floor Loading<sup>(5)</sup>

Weight	3,468 lb	1,573 kg
Weight max. (adding all possible options)	3,655 lb	1,658 kg
Tire load max.	1,748 lb	793 kg
Tire contact pressure	194 psi	1,338 kPa
Occupied floor pressure	258 psf	12.36 kPa

## Sound and Vibration Levels

Sound Pressure level (ground workstation)	< 70 dBA	
Sound Pressure level (platform workstation)	< 70 dBA	
Vibrations	< 8 ft 2 in/s <sup>2</sup>	< 2.5 m/s <sup>2</sup>

(1) The metric equivalent of working height adds 2 m to platform height. US adds 6 ft to platform height.  
 (2) Gradeability applies to driving on slopes and may vary depending on options and machine configurations. See operator's manual for details regarding slope ratings.  
 (3) Subject to regional availability.  
 (4) Weight refers to standard configuration and may vary depending on options and/or country standards.  
 (5) Floor loading information is approximate and may vary depending on options and machine configurations. It should be used only with adequate safety factors.



# Genie® GS™-1932 E-Lift

## SKU: Standard Model

- GS-1932, E-Lift, E-Steer, AGM, Full Outdoor Height\*

\* Build to Order

Option availability		S	S+	BtO
Power	AGM Maintenance-free batteries			✓
	Lithium-Ion battery, 106Ah, UL certified			○
	Battery Isolation Kit			○
	Dual Pole Battery Isolation Kit			○
	Rear recessed charger receptacle			✓
Platform	Fixed rails, Half-height swing gate			✓
	Slide out extension deck			✓
	240Volt Power To Platform Kit			○
	EQSS Overwatch Smartlink			○
	Fold Down Handrails			○
	Forming Platform Controls Smartlink GS			✓
	Platform Worklights (Single)			○
	White Noise Alarm Sound Sensitive Kit			✓
	Descent, tilt and motion alarm			✓
	Diamond plate platform deck			✓
	Dual LED flashing beacons			✓
	Electric horn			✓
	Lanyard attachment points			✓
	Platform load sense system			✓
	Proportional drive and lift			✓
	SmartLink single zone control system			✓
Chassis	Lift Connect Telematics			○
	Telematics-ready			✓
	Lift Connect with Access Manager upgrade			○
	E-Lift, E-Steer			✓
	Battery Guard - Anti-theft			○
	Lift Tools Tool Tray			○
	Wheel Chock Kit			○
	Auxiliary platform lowering			✓
	Driveable at full height			✓
	Dual front wheel sealed AC electric drive motors			✓
	Electric brake release			✓
	On board diagnostic system with battery charge indicator			✓
	Pothole protection			✓
	Side and rear fork pockets			✓
	Solid non-marking tires			✓
	Tech Pro Link connector			✓
	Tie-down and lifting points			✓

- S** Standard
- S+** Standard +
- BtO** Build to Order
- ✓ Standard Features
- Options



Durable Link Stack Design



More Platform Workspace



Standard Fixed Guard Rails



### Genie Genuine Accessories<sup>(1)</sup>

- Lift Tools Work Tray
- Lift Tools Productivity Tools
- Lift Guard Safety Tools
- Tech Pro Link Handheld Device

(1) More accessories available from Genie Genuine Parts.

Product specifications are subject to change without notice or obligation. Photographs and/or drawings herein are for illustrative purposes only. Refer to the appropriate Operator's Manual for instructions on proper equipment use. Failure to follow instructions in the Operator's Manual may result in serious injury or death. The only warranty applicable to our equipment is the standard written warranty applicable to the particular product and sale and we make no other warranty, express or implied. Products and services listed may be trademarks, service marks or trade names of Terex Corporation and/or their subsidiaries in the USA and many other countries. Terex, Genie, Quality By Design, Xtra Capacity, Lift Power, Lift Guard, Lift Tools, Lift Connect and Tech Pro Link are registered trademarks of Terex Corporation or its subsidiaries.

07/25

