
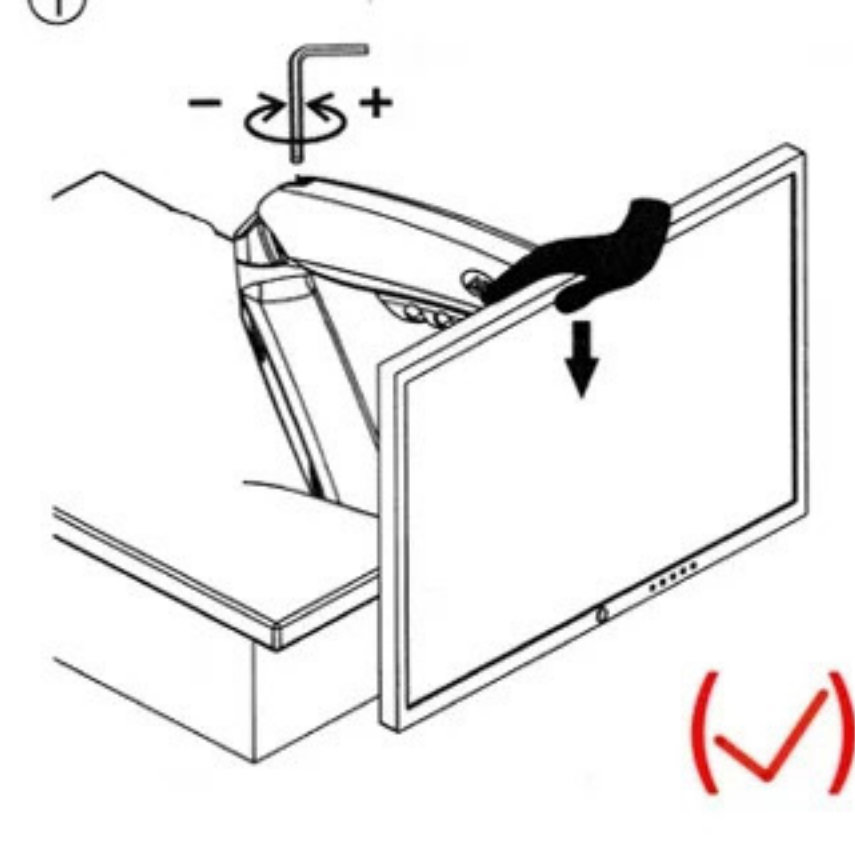


1. our this mount is for monitor, not for computer host



2. **question:** the arm is too rigid, i couldnt move or press it

answer: for NB gas spring arm mount, you need finish the installation first and attach the monitor onto the mount, then clamp the screen to press the arm



3. **Question:** the torque adjust hole is not able to reach

Answer: first, finish the instal and attach monitor onto the mount, so

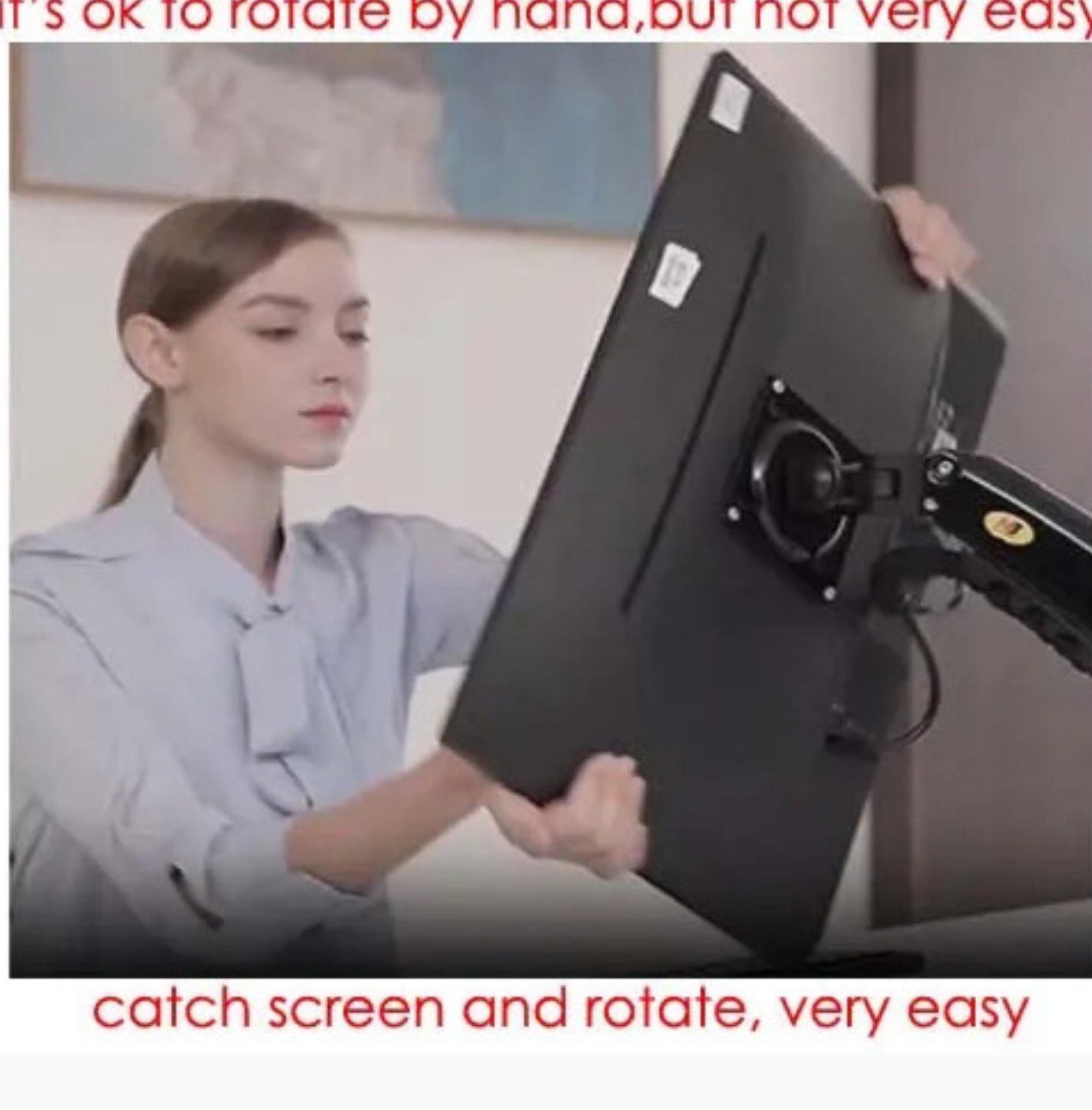
press the arm down, then the hole will come out



4. **Question:** the vesa plate is not at correct position

Answer: the VESA plate could rotate by 360°, catch the screen

and rotate



catch screen and rotate, very easy

5. **Question:** my monitor dont have VESA hole, even taking off its stand

Answer: for such monitor, you need order F80 +FP-1(H1),


such mounts will clamp the screen



5. **Question:** the arm couldnt stay, it go up automatically

Answer: the cause is the torque is too much for your monitor, pls

reduce the torque toward “-”



6. **Question:** the arm couldnt stay, it go down automatically

Answer: the cause is the torque is too small for your monitor, pls

reduce the torque toward “+”

